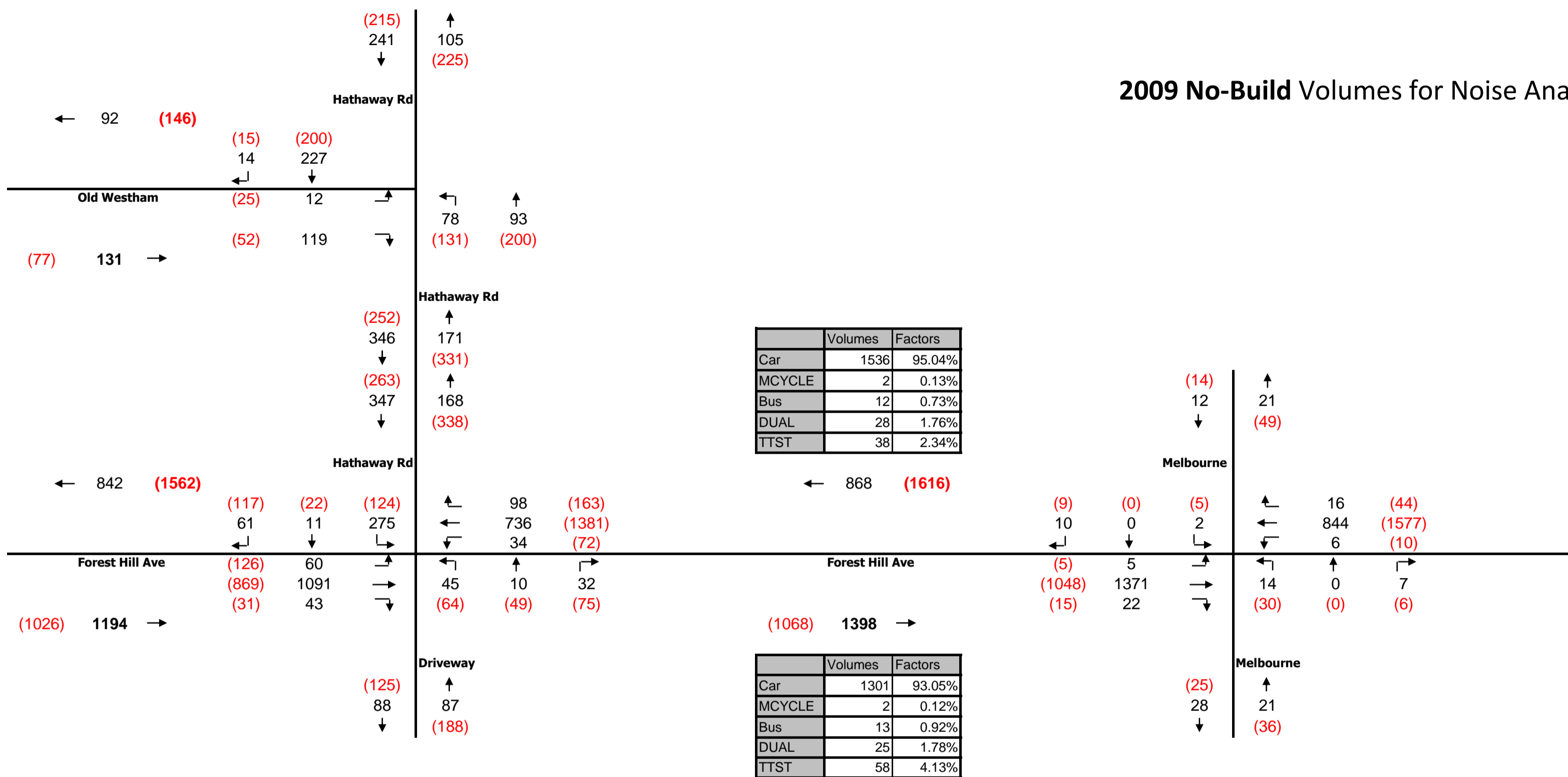
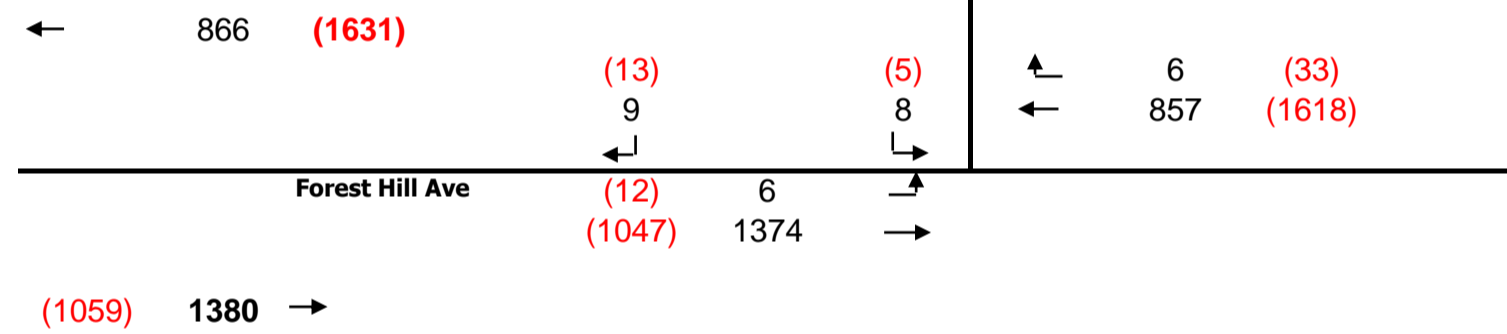


2009 No-Build Volumes for Noise Anal



lysis

	Volumes	Factors
Car	1550	95.04%
MCYCLE	2	0.13%
Bus	12	0.73%
DUAL	29	1.76%
TTST	38	2.34%



	Volumes	Factors
Car	1284	93.05%
MCYCLE	2	0.12%
Bus	13	0.92%
DUAL	25	1.78%
TTST	57	4.13%

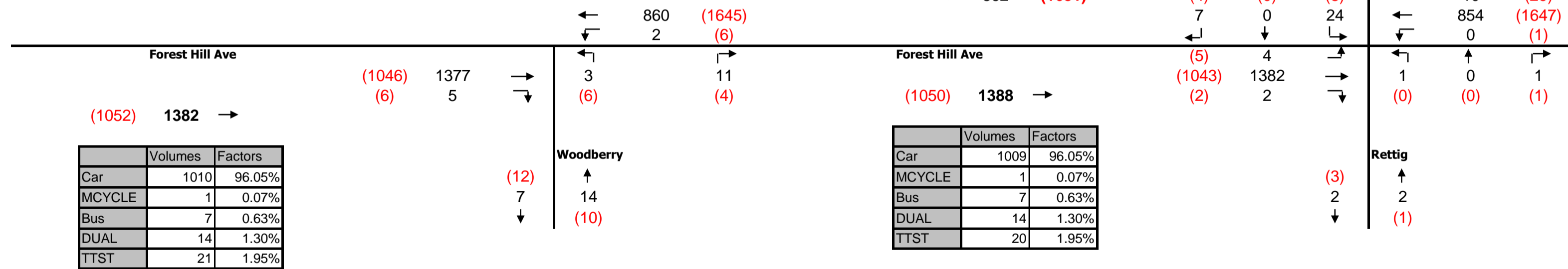
2009 No-Build Volumes for

	Volumes	Factors
Car	1569	95.04%
MCYCLE	2	0.13%
Bus	12	0.73%
DUAL	29	1.76%
TTST	39	2.34%

← 863 (1651)

	Volumes	Factors
Car	1547	93.70%
MCYCLE	2	0.13%
Bus	12	0.75%
DUAL	26	1.57%
TTST	64	3.85%

← 862 (1651)



	Volumes	Factors
Car	1010	96.05%
MCYCLE	1	0.07%
Bus	7	0.63%
DUAL	14	1.30%
TTST	21	1.95%

(1052) 1382 →

(1046) 1377 →
(6) 5 →

(12)
7
↓

Woodberry
↑ 14
(10)

← 860 (1645)
2 (6)
← 3 (6)
→ 11 (4)

	Volumes	Factors
Car	1009	96.05%
MCYCLE	1	0.07%
Bus	7	0.63%
DUAL	14	1.30%
TTST	20	1.95%

(1050) 1388 →

(4) (0) (8)
7 0 24
← ↓ ↘
(5) 4 →
(1043) 1382 →
(2) 2 ↘

(12)
31
↓
Rettig


↑ 14
(34)
↖ 10 (29)
← 854 (1647)
↓ 0 (1)
↖ 1
↑ 0
↗ 1 (1)

Rettig
↑
2
↓ (1)

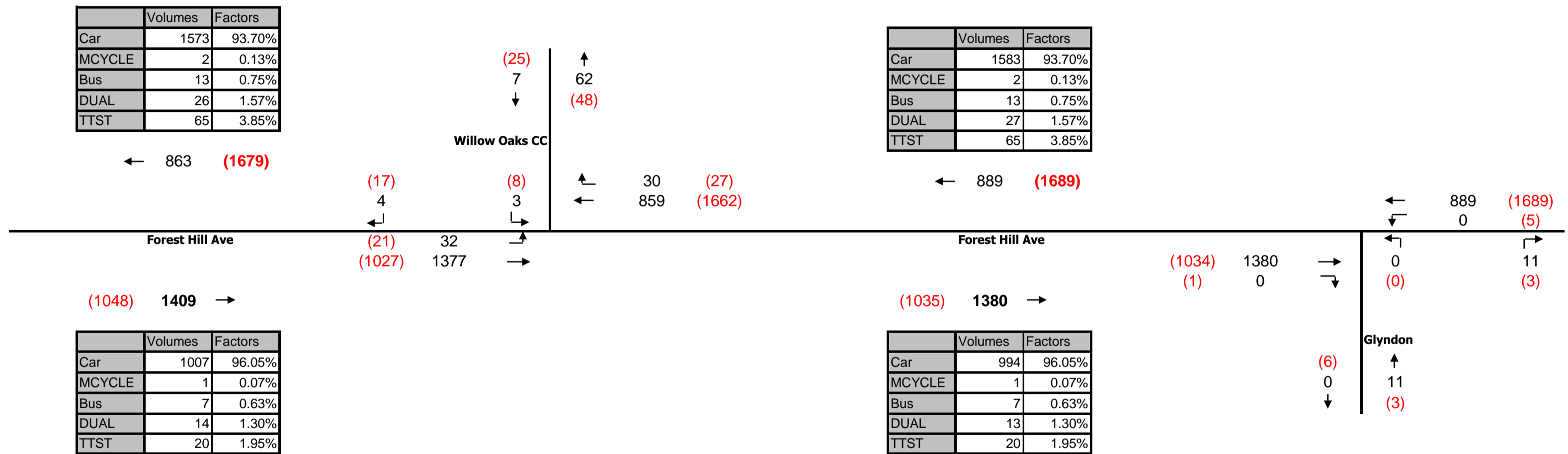
Noise Analysis

	Volumes	Factors
Car	1571	93.70%
MCYCLE	2	0.13%
Bus	13	0.75%
DUAL	26	1.57%
TTST	65	3.85%

← 864 (1677)

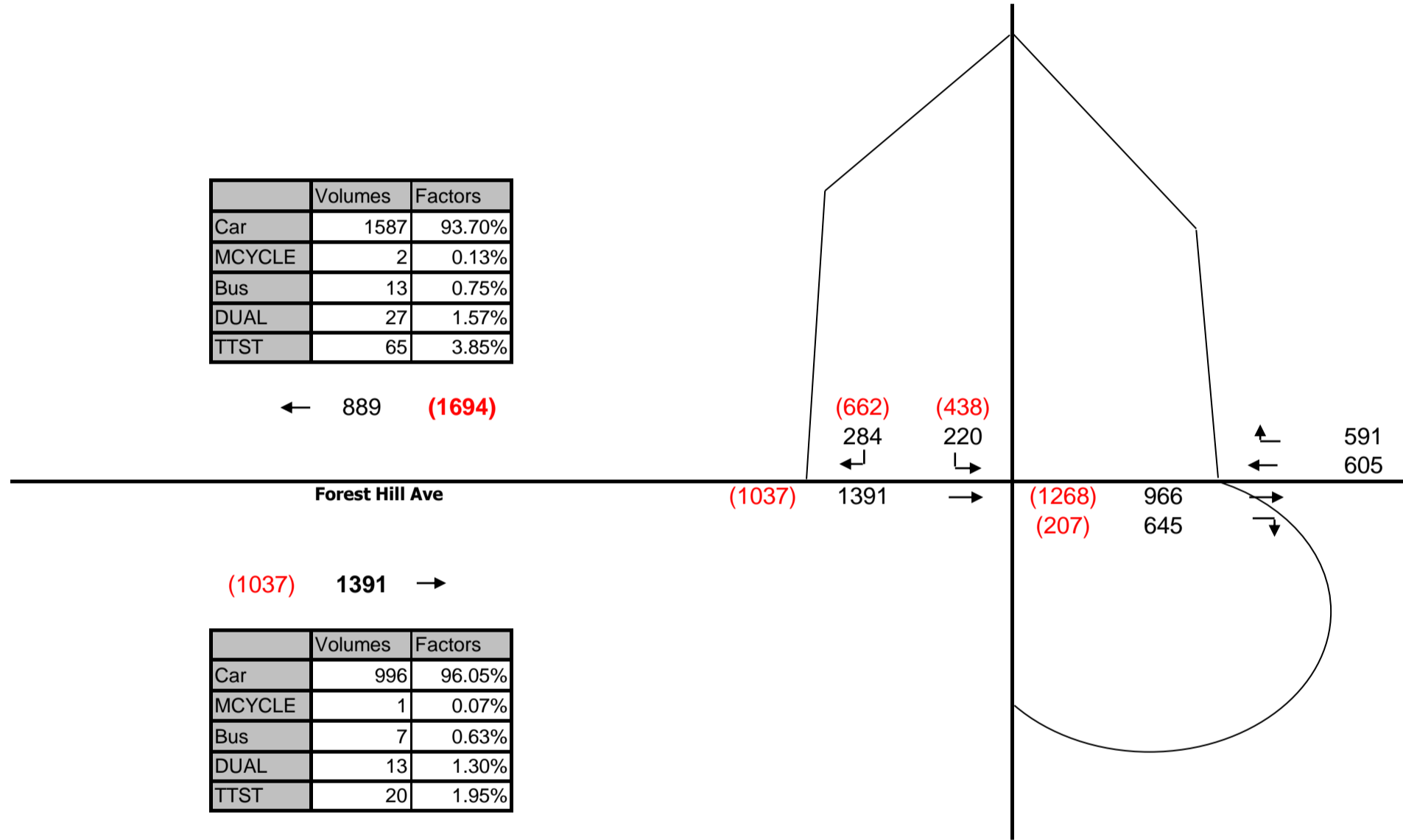


2009 No-Build Volumes for Noise Analysis




	Volumes	Factors
Car	1587	93.70%
MCYCLE	2	0.13%
Bus	13	0.75%
DUAL	27	1.57%
TTST	65	3.85%

← 889 (1694)

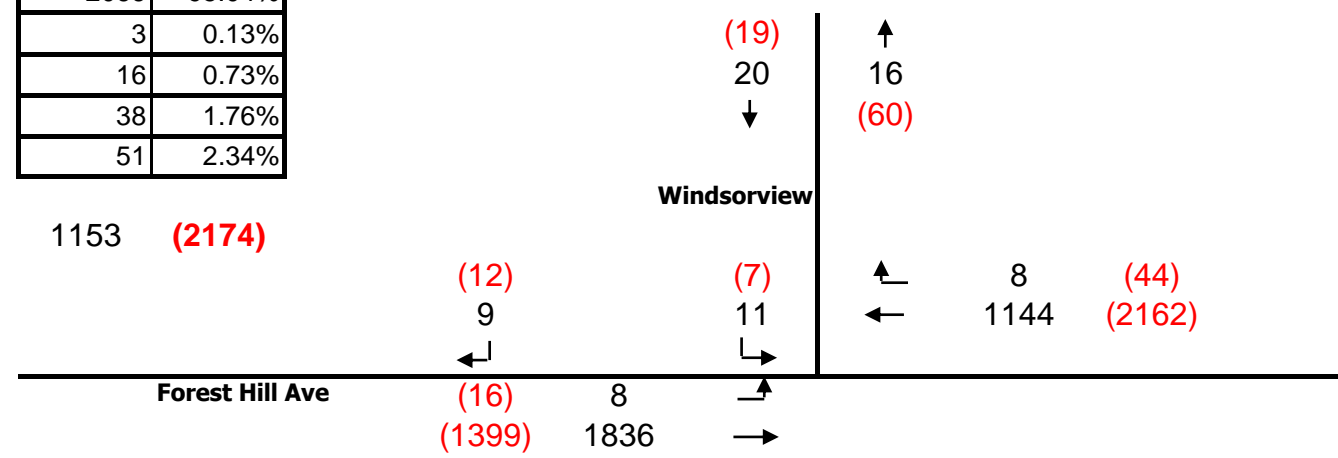


2030 No-Build Volumes for Noise Analysis



Volumes	Factors
2066	95.04%
3	0.13%
16	0.73%
38	1.76%
51	2.34%

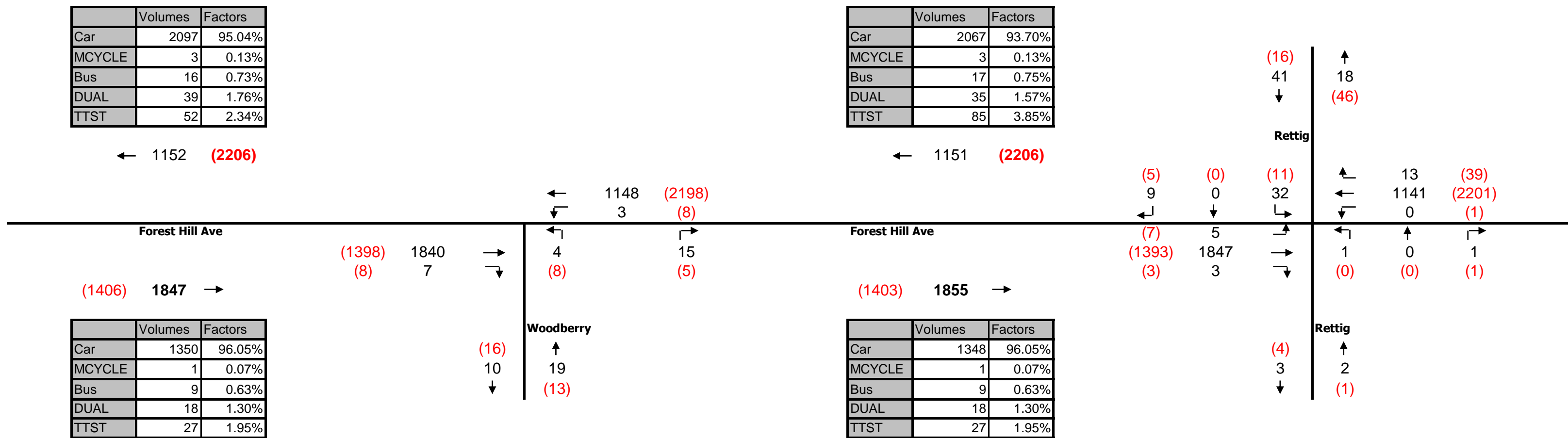
1153 (2174)



1844 →

Volumes	Factors
1716	93.05%
2	0.12%
17	0.92%
33	1.78%
76	4.13%

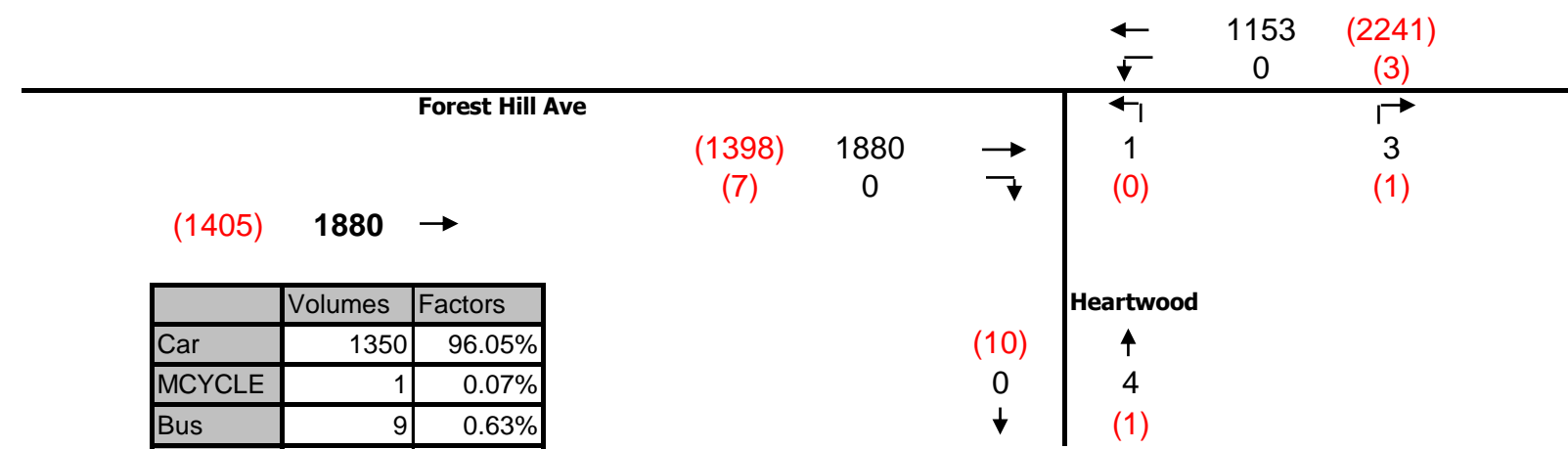
2030 No-Build Volumes for Nois



e Analysis

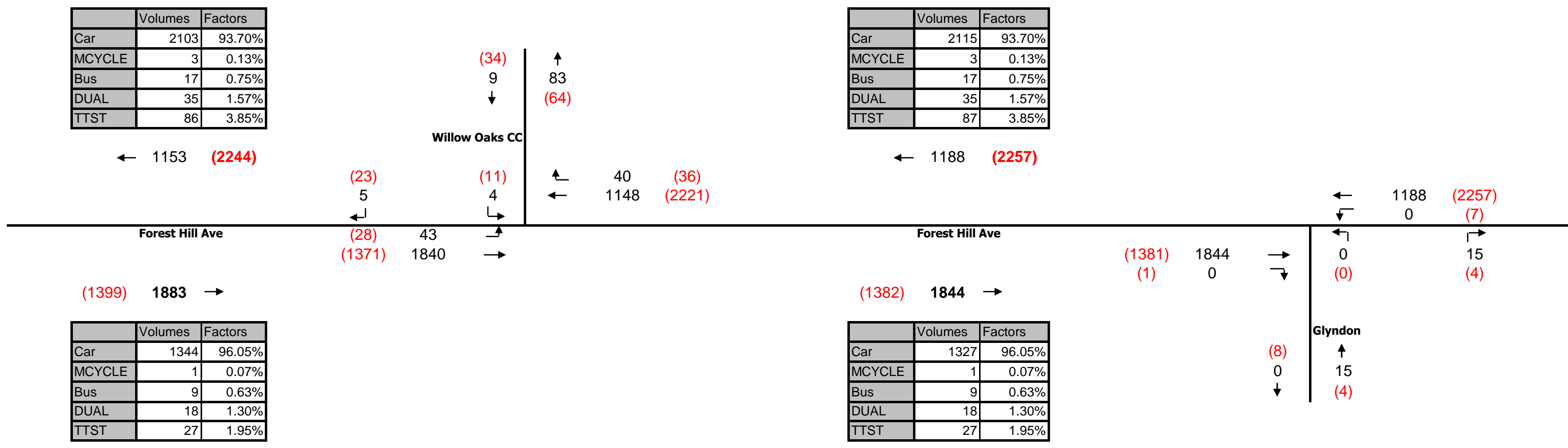
	Volumes	Factors
Car	2100	93.70%
MCYCLE	3	0.13%
Bus	17	0.75%
DUAL	35	1.57%
TTST	86	3.85%

← 1154 (2241)



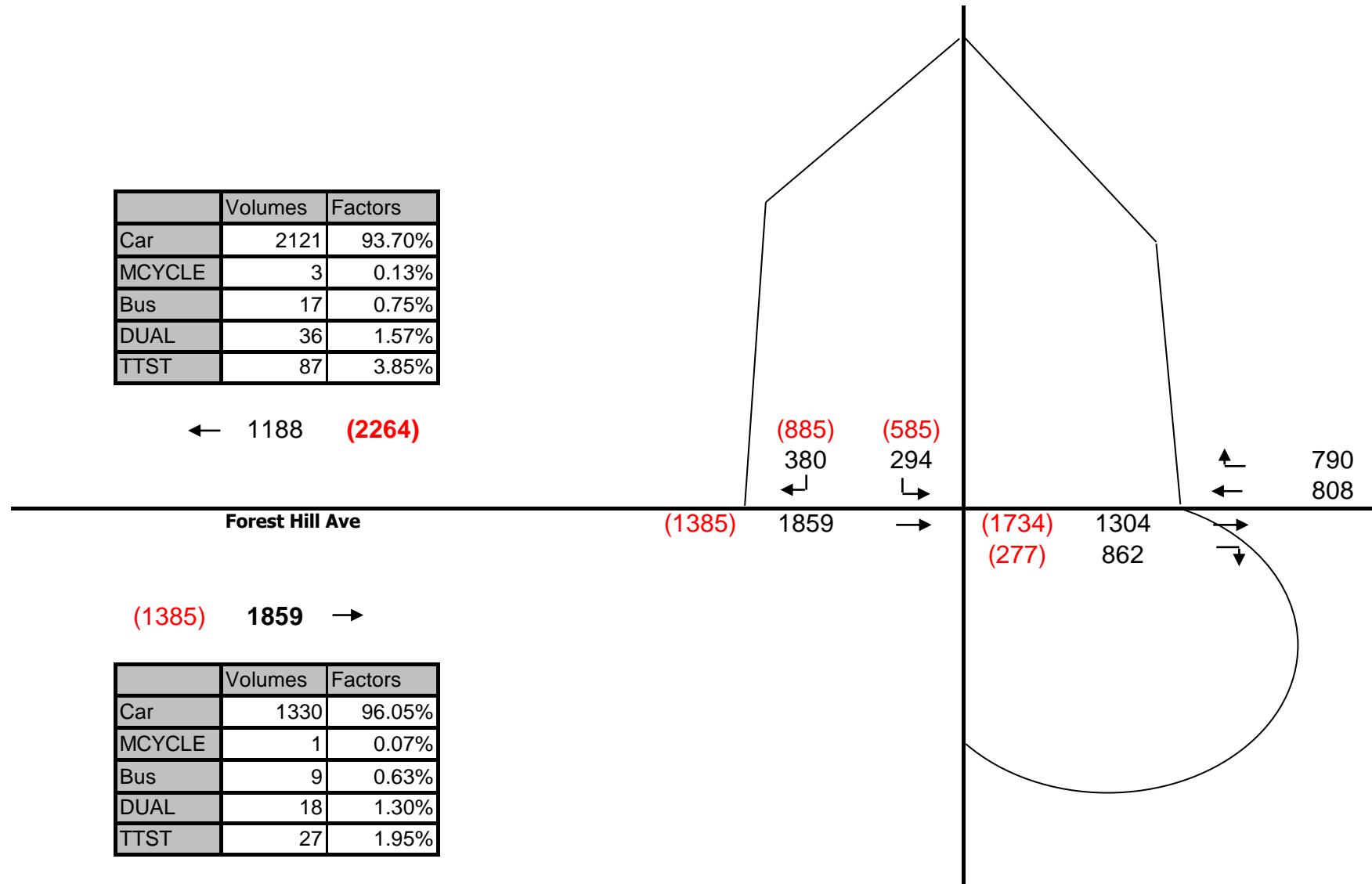
	Volumes	Factors
Car	1350	96.05%
MCYCLE	1	0.07%
Bus	9	0.63%
DUAL	18	1.30%
TTST	27	1.95%

2030 No-Build Volumes for Noise Analysis



	Volumes	Factors
Car	2121	93.70%
MCYCLE	3	0.13%
Bus	17	0.75%
DUAL	36	1.57%
TTST	87	3.85%

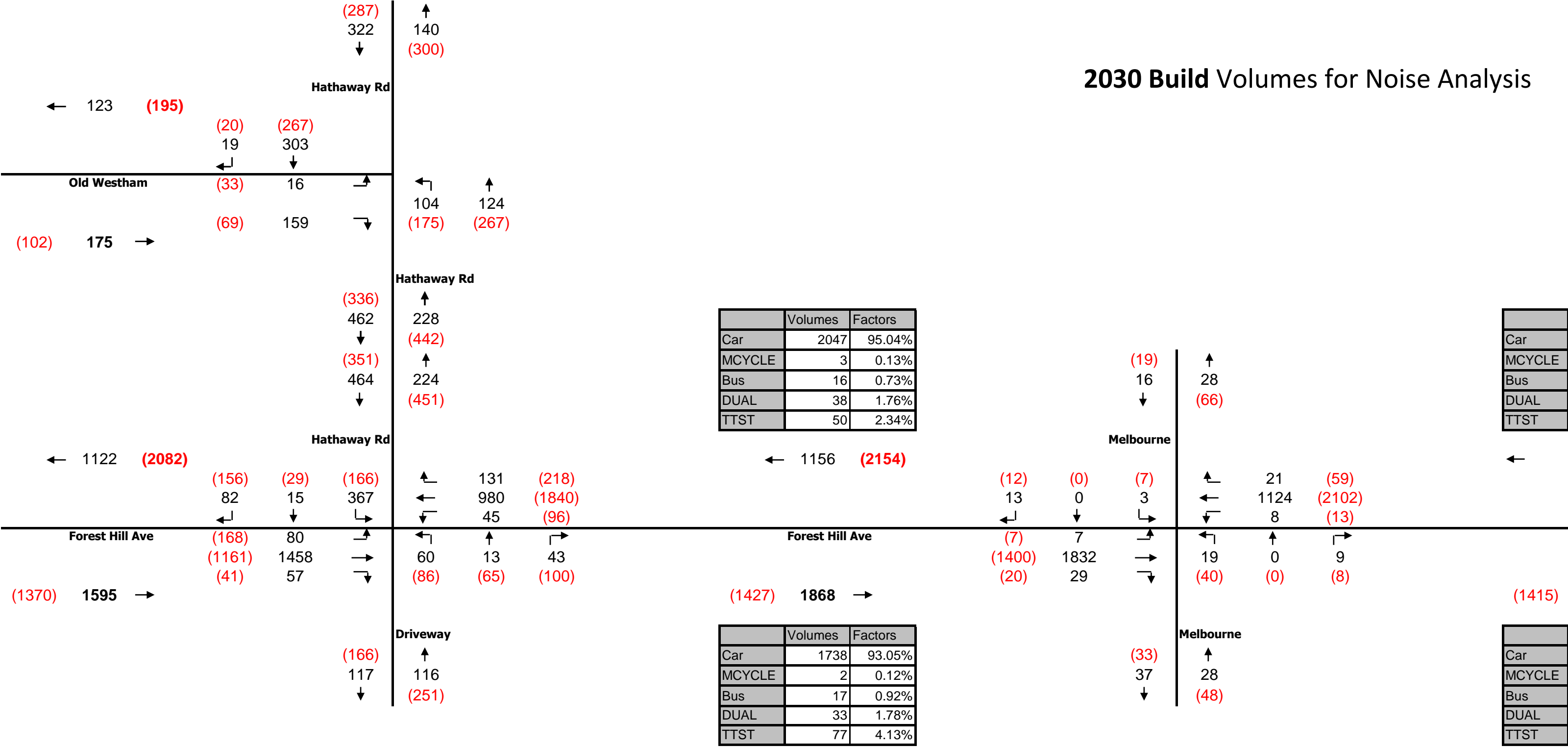
← 1188 (2264)



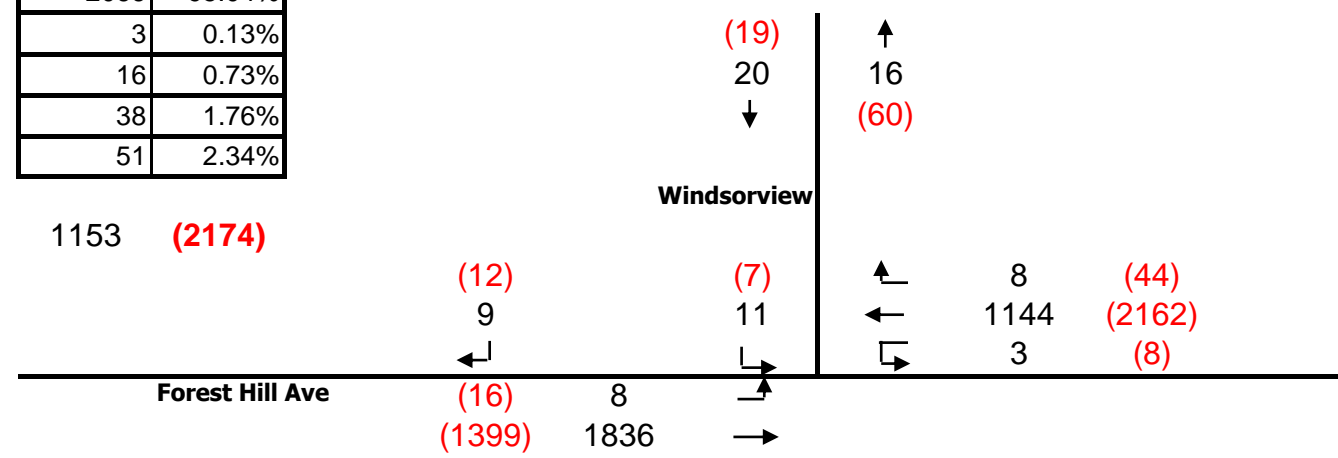
(1385) 1859 →

	Volumes	Factors
Car	1330	96.05%
MCYCLE	1	0.07%
Bus	9	0.63%
DUAL	18	1.30%
TTST	27	1.95%

2030 Build Volumes for Noise Analysis



Volumes	Factors
2066	95.04%
3	0.13%
16	0.73%
38	1.76%
51	2.34%



1844 →

Volumes	Factors
1716	93.05%
2	0.12%
17	0.92%
33	1.78%
76	4.13%

2030 Build Volumes for Noise

	Volumes	Factors
Car	2104	95.04%
MCYCLE	3	0.13%
Bus	16	0.73%
DUAL	39	1.76%
TTST	52	2.34%

← 1155 (2214)

	Volumes	Factors
Car	2075	93.70%
MCYCLE	3	0.13%
Bus	17	0.75%
DUAL	35	1.57%
TTST	85	3.85%

← 1155 (2214)

Forest Hill Ave (1398) 1840 →
 (16) 10 ↘
 (1414) 1850 →

	Volumes	Factors
Car	1358	96.05%
MCYCLE	1	0.07%
Bus	9	0.63%
DUAL	18	1.30%
TTST	28	1.95%

(16) ↑
 10 ↓
 Woodberry
 19 ↑
 (13) ↓

Forest Hill Ave (1411) 1859 →
 (8) 4 ↘
 (7) 5 ↗
 (1393) 1847 →
 (3) 3 ↘

	Volumes	Factors
Car	1355	96.05%
MCYCLE	1	0.07%
Bus	9	0.63%
DUAL	18	1.30%
TTST	28	1.95%

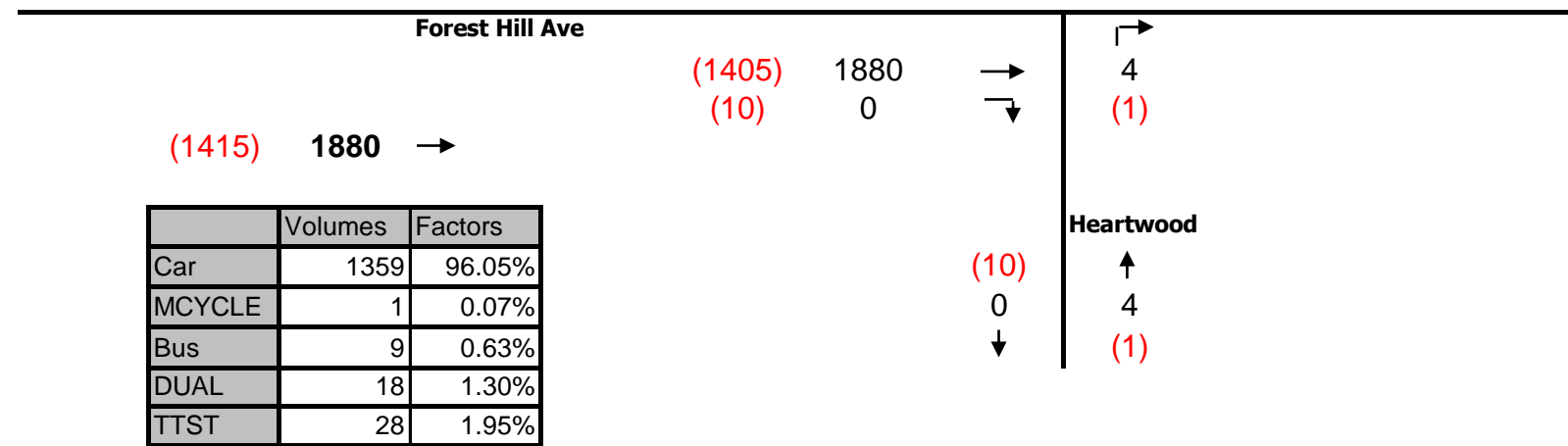
(16) ↑
 41 ↓ (46)
 Rettig
 13 (39)
 1141 (2201)
 0 (1)
 0 (10)
 1 ↑
 0 (0)
 1 (1)
 Rettig
 4 ↑
 3 ↓ (1)

Analysis

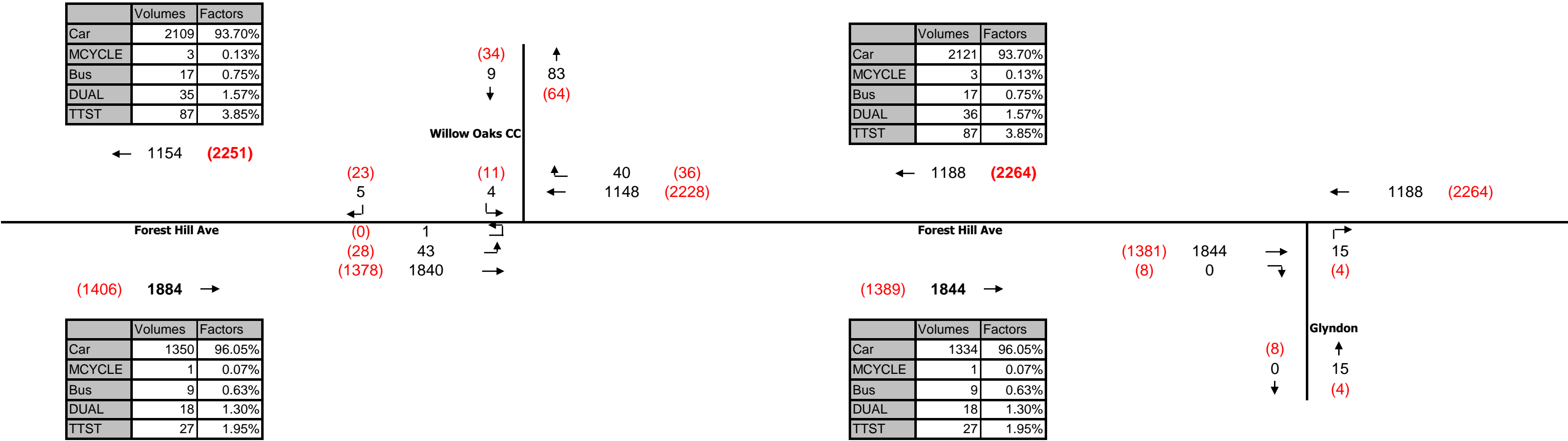
	Volumes	Factors
Car	2109	93.70%
MCYCLE	3	0.13%
Bus	17	0.75%
DUAL	35	1.57%
TTST	87	3.85%

← 1154 (2251)

← 1154 (2251)

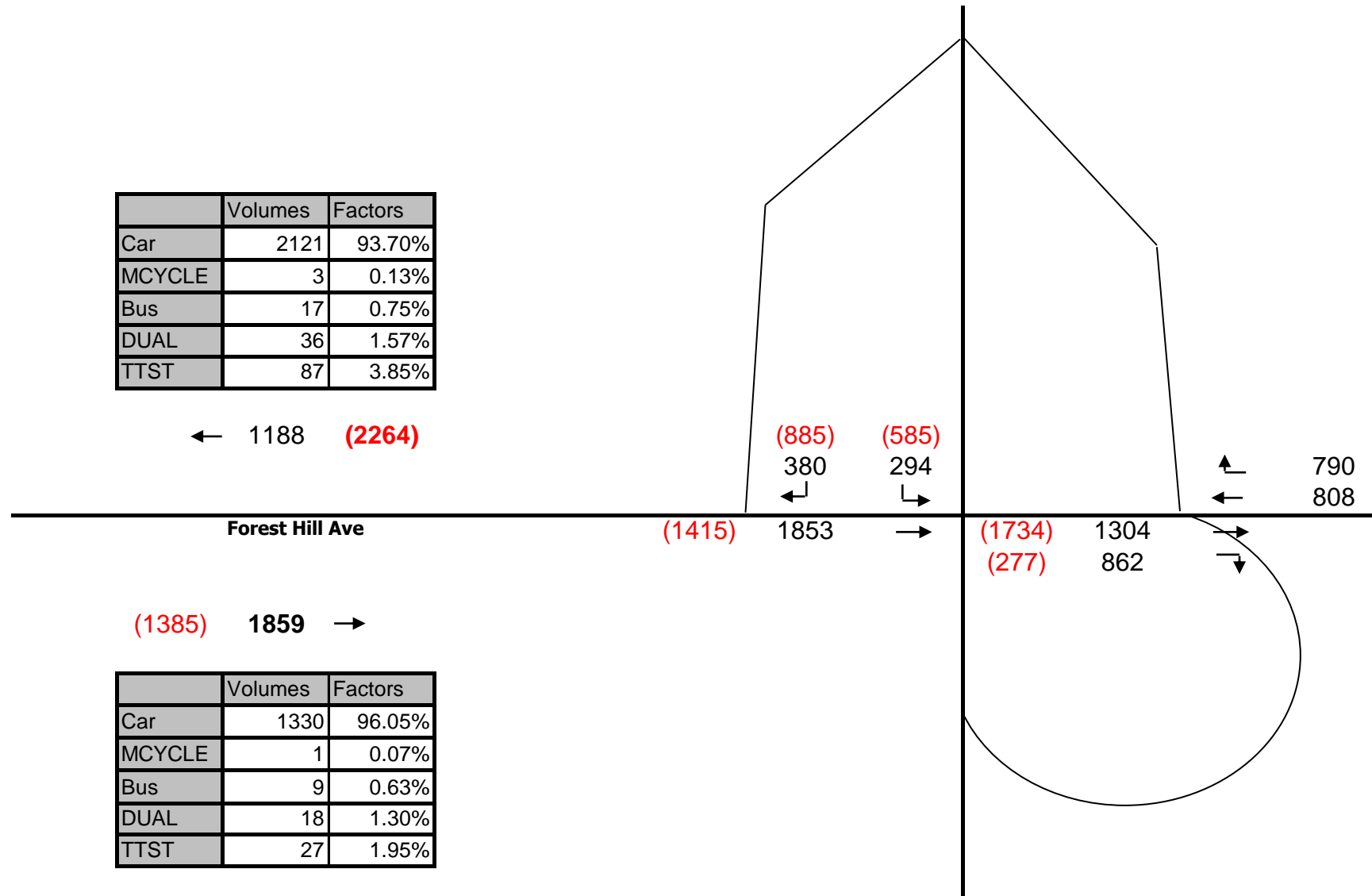


2030 Build Volumes for Noise Analysis



	Volumes	Factors
Car	2121	93.70%
MCYCLE	3	0.13%
Bus	17	0.75%
DUAL	36	1.57%
TTST	87	3.85%

← 1188 (2264)



	Volumes	Factors
Car	1330	96.05%
MCYCLE	1	0.07%
Bus	9	0.63%
DUAL	18	1.30%
TTST	27	1.95%