

RICHMOND * BUILDING A BETTER RICHMOND * BUILDING A BETTER RICHMOND * BUILDING A BETTER RICHMOND


CITY OF RICHMOND, VIRGINIA

PROPOSED

Capital Improvement Plan

FISCAL YEARS 2012 - 2016

MOVING TOWARDS A TIER ONE CITY



ARCHITECTURAL RENDERING, MARTIN LUTHER KING JR. MIDDLE SCHOOL




RICHMOND * BUILDING A BETTER RICHMOND * BUILDING A BETTER RICHMOND * BUILDING A BETTER RICHMOND

THE OFFICE OF THE MAYOR
presents

PROPOSED
CAPITAL IMPROVEMENT PLAN
Fiscal Years 2012 - 2016

The Honorable
Dwight C. Jones
Mayor
The City of Richmond, Virginia



Moving Towards A Tier One City

MARTIN LUTHER KING JR. MIDDLE SCHOOL

CITY OF RICHMOND, VIRGINIA

PROPOSED

Capital Improvement Plan

Fiscal Years 2012 - 2016

MAYOR
DWIGHT C. JONES

Byron C. Marshall
Chief Administrative Officer

Rayford L. Harris, Jr.
Director of Budget & Strategic Planning

Edward (Flex) Mangold
Senior Budget & Management Analyst

Jessica Bayer Harrell
Economist

Coral Faulkenbery
Administrative Project Analyst

Photo Credits
Richmond Metropolitan Convention & Visitor's Bureau
Monument Ave. Marathon, Science Museum of Virginia,
Skyline River Kayak, 17th Street Market
Kyle C. Brackett
Mayor's 2011 State of the City Address
SMBW Architects
Main Street Station Concourse Renovation Rendering

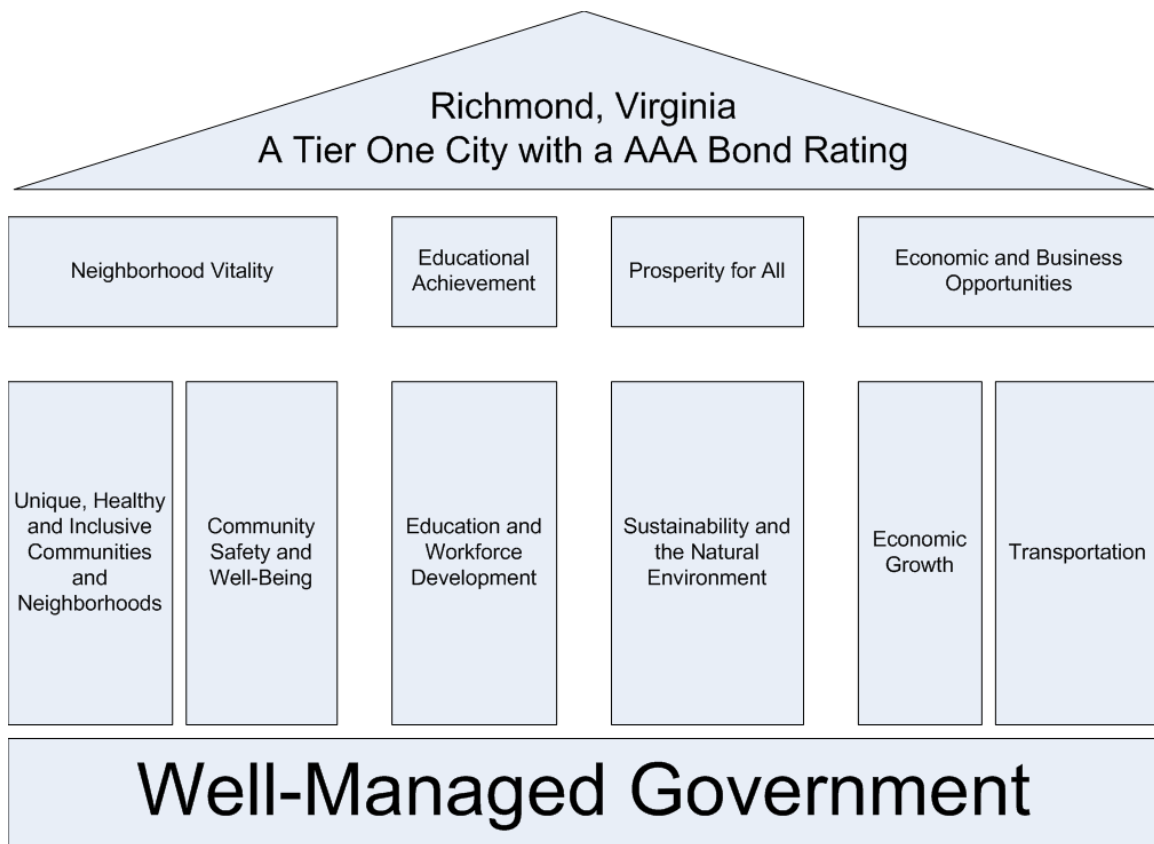
Special thanks to members of
the following Departments that
contributed to this document:

Department of Finance
Department of
Information Technology -
City Printing Services
Office of the
Chief Administrative Officer
Office of the Mayor
Office of the Press Secretary

BUILDING A BETTER RICHMOND

~ Our Mission ~

To “Build a Better Richmond,” by creating a Tier One City that offers a safe, supportive and culturally diverse environment – with world-class education, high performance government operating with fiscal responsibility, access to health care, thriving economic development, and inclusive and unique neighborhoods.





Richmond City Council

The Voice of the People

Richmond, Virginia

2009-2012 Members




The Honorable Kathy Graziano
President, Richmond City Council
Councilwoman, Southwest 4th District



The Honorable Ellen F. Robertson
Vice President, Richmond City Council
Councilwoman, Gateway 6th District



The Honorable Bruce W. Tyler
West End 1st District
Councilman



The Honorable Charles R. Samuels
North Central 2nd District
Councilman



The Honorable Chris A. Hilbert
Northside 3rd District
Councilman




The Honorable E. Martin Jewell
Central 5th District
Councilman



The Honorable Cynthia I. Newbille*
East End 7th District
Councilwoman



The Honorable Reva M. Trammell
Southside 8th District
Councilwoman



The Honorable Doug G. Conner, Jr.
South Central 9th District
Councilman

Note: Ms. Newbille was elected in a special election on 11.3.09 to fulfill remaining term for that voter district. She was sworn-in on 11.9.09

Governing Body of Richmond, Virginia

Richmond City Council

Governing Body of Richmond, Virginia, U.S.A.

2009-2012 MEMBERS BY RICHMOND VOTER DISTRICT

Richmond City Council

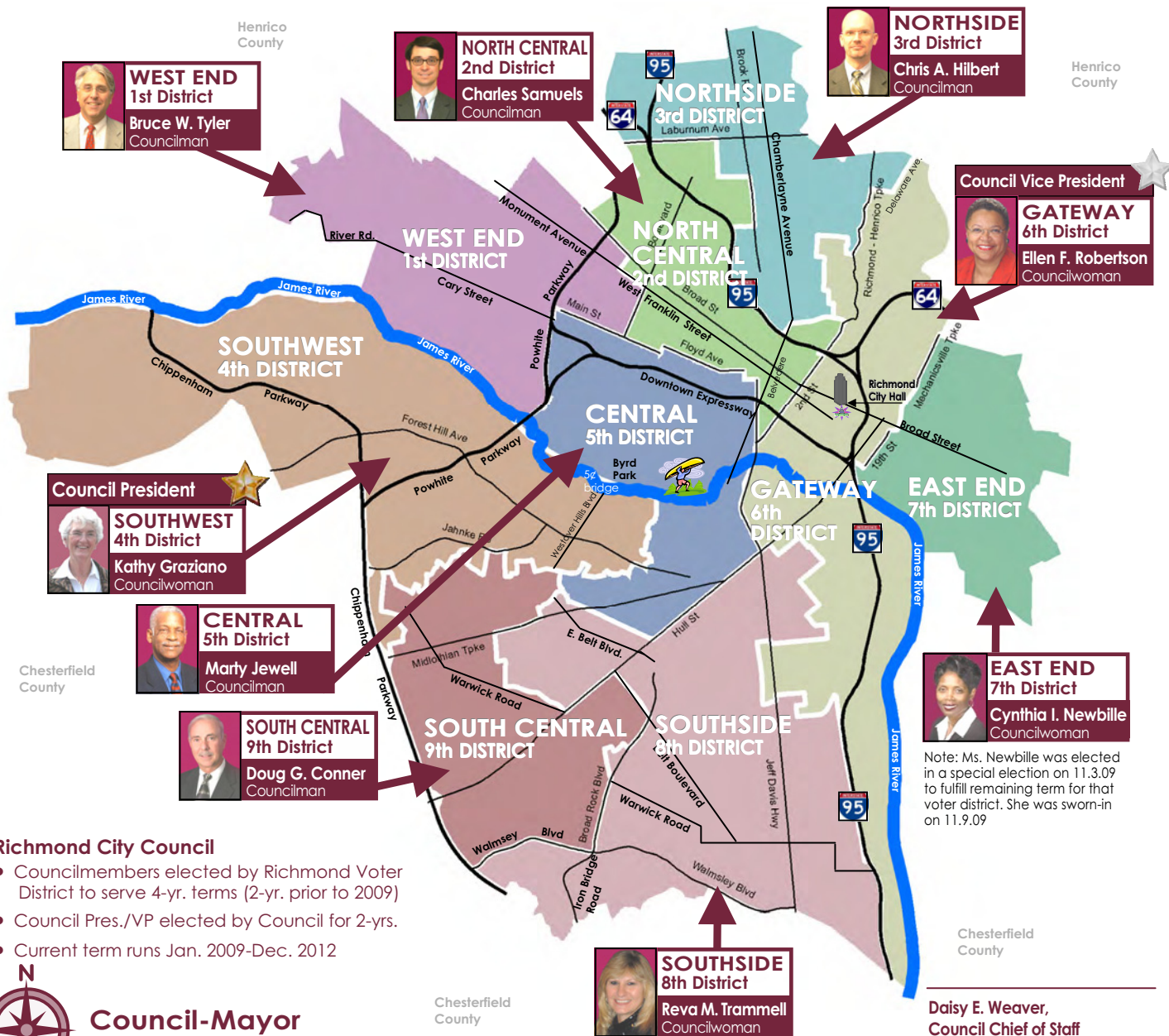
Richmond City Hall
900 E. Broad Street, Suite 200
Richmond, Virginia 23219 U.S.A.
804.646.7955 tel 646.5468 fax
www.council.richmondva.gov web



Richmond City Council

The Voice of the People

Richmond, Virginia



Richmond City Council

- Councilmembers elected by Richmond Voter District to serve 4-yr. terms (2-yr. prior to 2009)
- Council Pres./VP elected by Council for 2-yr.
- Current term runs Jan. 2009-Dec. 2012



Council-Mayor form of government

Approx. scale

MISSION

The mission of Richmond City Council is to represent citizens in creating and amending local laws, providing government policy and oversight, and approving the city budget.

VISION

Richmond City Council is committed to creating a vibrant community that is a great place to live, work, learn, play, love, visit, and raise a family.

Richmond City Council Offices at the Council Chief of Staff - Public Information (rev. 3.14.11) vs

The City of Richmond At A Glance

The City of Richmond - History, Growth and Progress

In 1607, Captain Christopher Newport first led English explorers to what later would become the City of Richmond, named after a suburb of London, England. By 1644, construction of Fort Charles began attracting many new settlers to the area and soon the community grew into a bustling trading post for furs, hides and tobacco.

Richmond was founded in 1737 by Colonel William Byrd II. Byrd inherited land on the north and south sides of the James River and was known as the “Father of Richmond.” In 1741, Byrd and his friend William Mayo developed a map of Richmond and the first lots were sold. Richmond became incorporated as a town in 1742 with a population of 250.

In early 1780, the State Capitol was temporarily moved to Richmond from Williamsburg. The Virginia General Assembly was looking for a central location with more protection from British invasions. In May 1782, eight months after the British surrendered at Yorktown, Richmond became the new capital of Virginia. On July 19, 1782, Richmond’s City Charter was adopted.

While evidence of a rich history is evident throughout the capital city, Richmond is proud to offer modern-day opportunities to its estimated 204,000 citizens (Weldon Cooper Center for Public Service). Throughout its 62.5 square miles, the City offers a diversified employment base that extends from chemical, food and tobacco manufacturing to banking, biotechnology, semiconductors and high-tech fibers. Richmond consistently ranks among “Best Places to Live and Work in America” in several national publications. While offering easy access to the ocean, mountains and Washington, D.C., Richmond features a broad array of local attractions, including several museums, numerous sports and entertainment venues, outdoor pursuits throughout one of the nation’s largest river park systems, a vast array of historic landmarks, its own symphony, professional ballet and opera, as well as several prominent universities.

The City of Richmond continues to grow and look toward the future. With Mayor Dwight C. Jones’ plan, “Building a Better Richmond,” as the guideline for future growth, Richmond can look forward to improving the lives of its citizens by making advances in early childhood development, child and adolescent healthcare, school success, increased efficiency and coordination, youth and family success, public safety, neighborhoods, transportation and economic vitality.

For more information about the City of Richmond, please **visit www.richmondgov.com**.



CITY OF RICHMOND ORGANIZATION OF LOCAL GOVERNMENT 2011 - 2012

MAYOR

**INDEPENDENT AGENCIES
AUTHORITIES OR
PARTNERSHIPS**

JUDICIAL BRANCH

EXECUTIVE BRANCH

LEGISLATIVE BRANCH

ELECTED OFFICIALS

- GREATER RICHMOND CONVENTION CENTER AUTHORITY
- GRTC TRANSIT SYSTEM
- ECONOMIC DEVELOPMENT AUTHORITY
- PORT OF RICHMOND
- RICHMOND AMBULANCE AUTHORITY
- RICHMOND METROPOLITAN CONVENTION & VISITORS BUREAU
- RICHMOND PUBLIC SCHOOLS
- RICHMOND REDEVELOPMENT & HOUSING AUTHORITY
- VIRGINIA DEPARTMENT OF HEALTH-RICHMOND CITY HEALTH DISTRICT

- ADULT DRUG COURT
- CIRCUIT COURT
- CIVIL COURT
- CRIMINAL COURT
- GENERAL REGISTRAR
- JUVENILE & DOMESTIC RELATIONS COURT
- MANCHESTER COURT
- SPECIAL MAGISTRATE
- TRAFFIC COURT

**CHIEF ADMINISTRATIVE
OFFICER (CAO)**

- ANIMAL CONTROL
- BUDGET AND STRATEGIC PLANNING
- ECONOMIC & COMMUNITY DEVELOPMENT
- FINANCE
- FIRE & EMERGENCY SERVICES
- HUMAN RESOURCES
- HUMAN SERVICES
- INFORMATION TECHNOLOGY
- JUSTICE SERVICES
- LIBRARY
- MAYOR'S OFFICE
- MINORITY BUSINESS DEVELOPMENT
- OFFICE OF THE CAO
- PARKS, RECREATION & COMMUNITY FACILITIES
- PLANNING & DEVELOPMENT REVIEW
- POLICE
- PRESS SECRETARY
- PROCUREMENT SERVICES
- PUBLIC UTILITIES
- PUBLIC WORKS
- SOCIAL SERVICES

CITY COUNCIL

- ASSESSOR
- BOARDS, COMMISSIONS & APPOINTEES
- CITY ATTORNEY'S OFFICE
- CITY AUDITOR'S OFFICE
- CLERK'S OFFICE
- COUNCIL CHIEF OF STAFF
- LIBRARY BOARD
- RETIREMENT OFFICE

- CIRCUIT COURT CLERK
- CITY COUNCIL
- CITY TREASURER
- COMMONWEALTH ATTORNEY
- RICHMOND SCHOOL BOARD
- SHERIFF (CITY JAIL)

MAYOR'S MESSAGE

City of Richmond



DWIGHT C. JONES
MAYOR

March 31, 2011

The Honorable City Council of Richmond, Virginia

Dear Colleagues:

I respectfully submit to you the City of Richmond's 2012-2013 Biennial Fiscal Plan and Capital Improvement Plan. The responsibility of preparing a fair and balanced budget during these lean economic times is no less significant today than it was when I presented my first biennial budget just two years ago at the start of this administration. The enormous costs of the country's financial crisis and lagging economy has continued to force hard choices and this Plan reflects our priorities as well as those focused efforts that are positioning us to become a Tier One City.

With each budget submittal of this administration, and the accompanying economic challenges of this time, our philosophy has been clear and consistent; it would be fiscally irresponsible to tax our way out, and socially irresponsible to cut our way out. A responsible and progressive approach is to make strategic investments in our people, our infrastructure and our future while simultaneously identifying operational efficiencies. Like many Richmond families, we have worked to do more with less.

As we position ourselves for the future, I continue to make economic development and job creation a priority. When you review these Plans, you will see a clearly defined approach based on outcome-based budgeting principles and that offers transparency and simplicity to the reader. Last year we emphasized this outcome-based approach, and the plans I submit to you today follows through on that strategy.

We are literally "Building a Better Richmond." We will break ground on an additional two schools this year and a new justice center. There are continued investments in our infrastructure, paving programs are moving forward, youth programs and workforce initiatives are growing, and neighborhood revitalization is being generated by aggressive economic and community development strategies.

Our two-year plan for the general fund budget totals \$1.4 billion. For the first fiscal year (FY 2012), the planned spending totals \$656.6 million with the remainder dedicated to the Rainy Day fund balance. For the second year, FY 2013, the planned spending totals \$657.2 million with the balance falling to fund balance. One of the key goals of the Fiscal Plan is to increase our fund balance with an eye towards a ten percent rainy-day fund balance.

Our five-year capital plan totals \$807.1 million with FY 2012 including \$193.8 million in capital improvements. For projects funded from the general fund or with general obligation debt in FY 2012, the construction of the four new schools and Justice Center consume \$63.1 million or 61 percent of the appropriations.

Tax revenues are expected to be level with our current adopted budget in FY 2012 and grow only slightly in the second year. The good news in our revenue outlook is that the reserves we set aside last year and additional one-time revenues in the current fiscal year will allow us to continue to forge ahead in implementing initiatives in the seven focus areas. This Plan proposes using these one-time revenues for one-time actions.

The Biennial Fiscal Plan submitted today includes no tax increases - even as real estate assessments are forecasted to decline by 5 percent - and no furloughs or layoffs.

Spending priorities include the following:

- Continued commitment to K-12 education:
 - \$123.8 million dedicated each year to Richmond Public Schools
 - \$57.6 million recommended in capital spending to pay for the construction of four new schools and other school-related projects
 - Consolidation of grounds maintenance as our next step on ongoing efficiencies and productivity improvements;
- A \$1,000.00 bonus for all eligible full-time City employees in July 2011;
- Covering health care cost increases in FY 2012 for employees and retirees so that participants pay the same next year as they do this year;
- Aggressive implementation of alternatives to incarceration including:
 - increased electronic monitoring,
 - the mental health docket,
 - substance abuse services, and
 - an assessment center;
- More than a 100 percent increase in Enterprise Zone Program funding as well as additional funding for the Commercial Area Revitalization Effort (CARE) loan program that support economic growth;

- Investment in the Enterprise Resource Plan (ERP) system which will create efficiencies, savings, and improved business processes for administrative functions throughout the City;
- Business requirements and system planning funding for a new Customer Relationship Management system to support our 311 and MPACT programs;
- Funding for tourism and bicycle coordinator positions along with two positions dedicated to employee wellness and training. Even with these four new positions and the absorption of nine positions from Richmond Public Schools, the overall personnel complement has dropped from 4,028 positions in FY 2009 to 3,858 proposed in FY 2012;

For the CIP, the following priorities are included:

- Investment of FY 2012 general fund cash totaling \$5.8 million for demolition and blight abatement as well as fleet replacement;
- Increased funding for roadway improvements including pavements; one-way street conversions for two-way traffic; sidewalks; pedestrian and bicycle trails and paths;
- Final design and construction funding for the Justice Center along with the four new schools; and
- Adoption of a five-year equipment replacement strategy for needed equipment, including heavy fire apparatus, police vehicles, mobile data networks, and technology on our desktops.

Outcome-Based Budgeting

While there may be questions about the timing of implementing an outcome-based budget and initiatives resulting from our seven strategic focus areas during these challenging fiscal times, this is the opportune time to make changes in how we spend taxpayer dollars.

Developing these Plans has been a collaborative process and we've followed an aggressive and strict budget calendar which was developed along with City Council. Our strategic planning efforts as well as Council's identified core issues that needed to be addressed – de-concentration of poverty, expansion of the tax base, workforce development - have all been considered and have informed our decisions in this budget. We also reached out and asked our citizens, our employees, and our business leaders "What do you see as the priorities? Where should the City spend taxpayer's hard earned dollars?" The answers were very clear.

Our citizens said that crime and safety as well as education, training and workforce development are top priorities. Our employees said that keeping health care costs reasonable was their priority. Our fiscal plan balances these priorities with other funding demands.

Focus Area Initiatives that Will Build a Better Richmond

It would have been relatively easy in these economic times to keep the status quo. Instead, we have forged ahead and defined and outlined strategies measures in seven focus areas where resources should be directed to become a Tier One City. This Administration did the hard work of defining each area, determining how to measure performance, and then prioritized initiatives within and between focus areas. We have shared the specific outcomes of this effort during the last two months. The initiatives are all important, but our budget simply cannot afford them all. Our work is not done and we will continually evolve and improve.

The next few paragraphs summarize each strategic focus area and more details can be found throughout the Fiscal Plan and CIP. I do not want to suggest that each of these priorities is funded in this Fiscal Plan or CIP. However, as you read these brief summaries and the Plan you will clearly see the interrelationships and support they provide to each other.

Unique, Healthy and Inclusive Communities and Neighborhoods. Affordable and diverse housing options in livable neighborhoods are an important part of becoming a Tier One City. This approach would include a mix of different income levels and housing options available within a healthy and inclusive community. This includes both residential and commercial properties and access to important services such as healthcare, libraries, schools and community service centers within a certain walking distance to neighborhood. The top priorities are the construction of the four new public schools, the expansion of providing key City services in neighborhood locations with the Eastview Initiative, and addressing the nearly 2,400 blighted properties in the City.

A first step in the Eastview Initiative is the shift of caseworkers from City Hall and into this community. The Seven Hills Nursing Home will be converted to work space for the delivery of social services and workforce development programs. We will continue to work with the neighborhood civic associations to prioritize specific needs. During FY 2012, we will also be conducting a corridor study of Mechanicsville Turnpike to provide direction for our next steps.

Economic Growth. Creating and retaining jobs as well as stimulating investment in neighborhoods and businesses, generates the revenues necessary to fund vital municipal services. The top priorities are funding the Enterprise Zone Program, developing a comprehensive marketing and outreach plan, implementation of an enterprise zone tax development program, and the establishment of an economic development opportunity fund. This budget includes a doubling of the Enterprise Zone Program funding, a tourism position, as well as investment in the CARE Program.

Community Safety & Well Being. Providing public safety resources and infrastructure investment, along with actions including the reduction in blighted properties and improved community services, improves the quality of life and the perception of the City as a safe and exciting place to live, work, and play. The most important priority for keeping our communities safe is ensuring that our emergency responders have the tools and resources they need to do their jobs. This includes investment in the City's emergency response infrastructure; including enhancement of an 800 Mhz radio system, improvements to the Emergency Communications Center, and deployment of mobile data networks in both Police and Fire.

As part of the Eastview Initiative, Police and the Department of Justice Services will focus on drug interdiction, teen violence, and public safety education and awareness programs. In addition, the maintenance and expansion of the violence free zones at Armstrong High School and George Wythe High School are funded. While organizationally within the economic and community development portfolio, other actions are also critical – proactive and targeted Code enforcement, blight abatement, and housing rehabilitation - and will occur during FY 2012 as well.

Transportation. Enhancing transportation - especially regional transportation needs transportation - is a broad strategic area which includes maximizing public transit and passenger rail to ensuring adequate pedestrian and bicycle connections. The Pedestrian, Bicycle, and Trails Planning Commission provided a clear path for expanding transportation alternatives and a bicycle coordinator position has been created.

The top priorities in this focus area are funded including matching funds for Phase 3 of the Main Street Station; the rehabilitation of more than 100 lane miles of roadway each year; and converting some streets from one-way to two-way traffic. The Cannon Creek Greenway, a public/public partnership, will also move forward with support from the National Guard. Funding is also included in the CIP to improve sidewalks and create shared bike and vehicle travel lanes (sharrows) throughout the City. Lastly, the budget does include a set aside for increased fuel costs for GRTC as costs continue to escalate. At the same time, GRTC is working with the City to gain efficiencies and lower costs through consolidation of facilities and conversion to CNG buses.

Education & Work Force Development. Ensuring that our workforce has the proper training and education is integral to our growth and our future. Developing a well-educated, well-trained workforce positions us to ensure that we maintain a strong and prosperous economy. In this focus area, the alignment of current federal and local social service programs to feed into the workforce development network is the lynchpin to success. Coordination of all City workforce programs with the Richmond Redevelopment and Housing Authority and other businesses is critical to ensure substantial outcomes with a minimum of duplicated efforts.

Another top priority is to improve young children's readiness for school, including increasing the quality and availability of child care in the city and enhancing parenting and health programs to support sound child development. The City will

assume a leadership position by establishing the first child care center for City employees emulating the successes of other public and private employer models. The third area is the establishment of a City-wide, cross-functional strategy to reduce truancy and examine reasons for dropping out.

Sustainability. Protecting our air and water quality, as well as preserving land and energy creates long-term savings and is a key to ensuring human health as well as fiscal health in our City. In this Focus Area, the implementation of an integrated solid waste strategy to identify potential programs and cost options that reduce trash tonnage and increase recycling is critical. Aging City facilities will have an energy conservation program implemented as well as a Building Management Automation (BMS) system, which will balance and manage use of costly HVAC, electrical, lighting and other energy sources in City facilities

Well Managed Government. The FY 2010 budget included a number of efficiencies and strategies related to well-managed government – consolidation of printing services and the implementation of an aggressive tax compliance plan. The resulting increased revenue and savings allows us to fund needed services. Providing effective and efficient City services that are accessible, transparent, responsive, and accountable remain a priority. During the next two years, implementing the ERP is a top priority and will streamline financial and administrative functions and result in substantial costs reductions. Low cost measures, including the revamping of the annual citizen survey, will assist us in understanding the priorities in our neighborhoods and communities. Lastly, from existing resources, an independent, internal consulting group reporting to the CAO, will conduct evaluations and business process reviews based on consistent and sound return on investment methodologies.

Capital Improvement Plan

This CIP reflects the City's strong commitment to needed infrastructure and on-going needed capital improvements. The projects included are intertwined with the City's focus on economic growth, transportation, community development and redevelopment, well-managed government, and public safety. The CIP also incorporates best practices found in other Triple AAA municipalities within Virginia and the nation.

As the CIP developed, several policy priorities, including pay-as-you-go funding for projects, commitment to the seven strategic focus areas, and adherence to the City's debt policies were considered. These priorities built upon continued "scrubbing" of CIP projects which began last year and incorporating realistic cash flow models for individual projects.

For FY 2012, eleven percent of the general fund CIP funding is from pay as you go sources. This level of pay as you go funding commitment during a period of flat general fund revenues demonstrates our commitment to addressing goals we have established for to achieve the reputation of a Tier One City.

Strategic planning and outcome based budgeting also facilitated project decision-making. The seven focus areas and their initiatives are clearly embedded in the project recommendations, including:

- Demolition and Blight Abatement (Unique, Healthy and Inclusive Communities and Neighborhoods)
- Eastview Initiative (Unique, Healthy and Inclusive Communities and Neighborhoods)
- One-Way Street Conversion (Transportation)
- 800 MHz Next Generation Radio System (Community Safety and Well-Being)
- Enterprise Resource Planning (ERP) System (Well-Managed Government)
- Bike Lanes (Sharrows) (Transportation)
- Roadway Resurfacing (Transportation)

For the City's utilities, gas utility pipe and other infrastructure replacements are the largest planned cost with sanitary sewers as well as water plant and pumping improvements also driving the planned spending. Of the \$488.6 million in planned spending, \$172.0 million is pay-as-you-go funding, with another \$15.8 million from low-interest, low-cost debt granted to the City by the federal or state government.

Fiscal Plan Policies

Lastly, I want to point out several key fiscal policies that are included in these Plans. Our collaboration in this area over the last year supports our Tier One City purpose.

As I committed to last year, a debt management policy review has been undertaken and a number of changes have been incorporated into the City's debt management strategy and this recommended CIP. These strategies are in keeping with other well-managed governments within the Commonwealth; particularly those rated Triple A by the three rating agencies. First, the City's Rainy Day (unassigned) fund balance will be incorporated into the calculation of the ten percent debt capacity. Other localities use a broader budget definition – general government – to calculate their debt capacity not just their general fund revenues. Therefore, the incorporation of the fund balance still remains a conservative model for this debt limit calculation. In addition, at least one Triple AAA Virginia locality uses the ten percent (10 percent) as a planning cap with an absolute ceiling of eleven percent (11 percent).

Next, the current 7.5 percent total taxable real estate value measure will be reduced to five percent while the 7 percent of per capita income policy will remain as is. Lastly, the City will utilize a combination of 30-year, 25-year and 20-year general obligation bonds to finance its CIP. Again the review found that it is not uncommon for Triple A rated localities to issue bonds of different terms with the deciding factor being the useful life of the building infrastructure.


In addition, these Plans strategically incorporate the use of prior year reserves and budgetary surpluses to meet one-time spending. As part of the FY 2010 fiscal year end

process, a total of \$16.6 million was reserved from the general fund. These reserves included \$2.9 million for personnel benefit adjustments and \$1.8 million for health care reserves that are budgeted in FY 2012 for the employee bonus and the health care escrow account as the City (along with Richmond Public Schools) moves to a self-insured health care program. Another \$12.6 million in expected FY 2011 budgetary surplus is committed to demolition, fleet replacement, and future debt service.

In closing, I wanted to extend my sincere gratitude to the City's citizens, businesses, employees, and elected representatives for their support and input into this fiscal plan. Leading up to this point, we have made significant progress as evidenced by the groundbreaking of two new elementary schools, the paving of almost 400 lane miles of city streets in two years, the overwhelming positive response to twice a year real estate billing, providing tax relief for our most vulnerable citizens, jobs for close to 500 children in the Mayor's Youth Academy, the completion of the City's comprehensive economic development strategy which opens the door to new sources of funding and economic growth, and a decline in our violent crime rate of 9 percent. We must keep this momentum for our city moving forward and the plan I've presented today sustains and builds upon the progress we've made.

I look forward to our continued work together.

Sincerely,



Dwight C. Jones

CAPITAL BUDGET OVERVIEW

BACKGROUND

The City continues to emphasize the importance of addressing its infrastructure needs while also investing in economic development projects and improvements that will make a return on investment to the City's coffers. The City uses the Capital Improvement Program (CIP) to strategically invest in and develop capital projects. A project that is included in the City's capital budget is broadly defined as requiring the expenditure of public funds, for the purchase, construction, enhancement or replacement of physical infrastructure/assets.

To be included in the CIP, the project should cost more than \$25,000 and must have an expected useful life greater than the life-span of any debt used to fund the project. Projects include construction and major renovations of buildings; economic development activities; acquisition of property; repairs and improvements to roadways, bikeways, and sidewalks; and the efficient operation of the water, sewage and gas systems. Other costs associated with the capital budget include, but are not limited to, architectural and engineering fees and site development.

The City, in line with the practices of a well-managed government and city charter requirements, uses a long range planning process to develop a five-year CIP. Each capital project included in the five-year program has been recommended (and approved upon adoption) for additional or new funding in the first fiscal year of the plan and/or included as a planned project in the subsequent four fiscal years. Because of the multi-year nature of the CIP, it is a "living" document that outlines a project's past and future. For example, as a project is developed, the amount and timing of expenditures may allow budget appropriations to be moved out in the CIP or require that the appropriations be accelerated and the budget size increased or decreased. Therefore, each year, detailed analysis is conducted to ensure that the appropriate levels of spending and types of spending by project are understood and captured in the CIP.

GUIDING PRINCIPLES

For the CIP included in this budget, the City employed the fundamentals of outcome based budgeting in evaluating and recommending projects and funding. These basic principles include:

- Begin the process with departments closing and/or updating prior year capital projects and identifying new capital or funding needs;
- Identification and development of other capital needs based on citizen, legislative, and administration priorities and regional issues;
- Recommend a CIP that completes existing projects and appropriately funds new projects or costs within available funding levels;
- Implementation of fiscal processes to require that pay-as-you go revenues or other bond facilities are budgeted in a manner that maximizes their use first;
- Assure management of assets in keeping with best practices while preserving the existing tax base; and
- Position the City for the future through good financial stewardship and by outlining a realistic CIP plan within existing resources.

To guide the CIP decision-making process, projects, both new and existing, were evaluated on the degree to which they meet the following objectives or criteria:

- Address health concerns, safety or emergency needs;
- Ensure basic infrastructure is maintained and improved so that the useful life is maximized;
- Meet a legal or contractual obligation or federal or state mandate;
- Leverage outside funding including federal, state, regional or private funding;
- Result in unacceptable outcomes if the project is deferred;
- Enjoy broad community support; and
- Support the priority initiatives included in one or more of the City's seven focus areas.

SUMMARY OF CIP FUNDING AND MAJOR CIP PROJECTS

The recommended (and approved) CIP totals \$315.9 million in new budget appropriations during the five years. Of that amount, \$101.1 million is included in fiscal year 2012 and another \$94.8 million is planned for fiscal year 2013.

The major CIP projects driving this historic funding level are five (5) projects that are consuming sixty-two (62%) of the total appropriations in the first two years of the CIP – the new Justice Center and the four new schools. These five projects will be in design and construction during the next three years (2012-2014); therefore they are driving both the CIP budget appropriations and issuance of general obligation bonds. For the entire five year period, these five project consume fifty-eight (58%) of the planned general fund CIP.

The other major CIP project areas, from a funding perspective, are transportation infrastructure with \$37.8 million and buildings and central systems funded with an additional \$22.4 million. Parks and libraries are another \$20.3 million.

DEBT MANAGEMENT POLICIES

A key component of the CIP is the availability of general obligation debt capacity to finance CIP projects. The focus of the fiscal year 2010 budget was on improving the City's well-managed government practices. One of the identified areas was a review of the City's debt management policies, last updated in 1991. These policies and guidelines establish parameters for the planning, issuance and management of debt. The following summarizes the policies:

- The amount of general fund supported debt service will not exceed ten percent (10%) of the total general fund budget.
- Per capita general fund supported debt will not exceed seven percent (7%) of per capita income.
- The City will not incur general obligation debt in excess of seven and one-half percent (7.5%) of its total taxable real estate value.

- The City will issue general fund supported debt with an average life that is consistent with the useful life of the project with a maximum maturity of 30 years.

As part of the debt management policy review, a number of changes have been incorporated into the CIP's debt management strategy. These strategies are in keeping with other well-managed governments within the Commonwealth; particularly those rated Triple A by the three rating agencies. First, the City's undesignated fund balance will be incorporated into the calculation of the ten percent debt capacity. Other localities use a broader budget definition – general government – to calculate their debt capacity not just their general fund. In addition, at least one Triple A Virginia locality uses the ten percent (10%) as a planning cap with an absolute ceiling of eleven percent (11%).

Next, the current 7.5% total taxable real estate value measure will be reduced to five percent while the 7 percent of per capita remain unchanged.

Lastly, the City will utilize a combination of 30-year, 25-year and 20-year general obligation bonds to finance its CIP. Again the review found that it is not uncommon for Triple A rated localities to issue bonds of different lengths with the deciding factor being the useful life of the building infrastructure.

The proposed debt utilized in funding the FY 2012 – FY 2016 Capital Improvement Program is within each of the limitations described above.

FUNDING THE CAPITAL IMPROVEMENT PROGRAM

Bonds (Debt) – The City's debt is defined by the sources of repayment: general fund supported debt service and non-general fund supported debt. General fund supported debt is pledged to be repaid from tax revenue and are referred to as general obligation or G.O. bonds. Non-general fund debt, which is typically issued for utilities projects, is intended to be repaid from revenue derived from other sources, such as fees or user charges.

Prior Appropriations – These dollars represent debt appropriations formerly allocated to other Capital Projects that have either been (1) completed under budget, or (2) discontinued.

Transfers from General Fund – Direct cash contribution to the CIP from the General Fund.

Richmond Redevelopment & Housing Authority (RRHA) Contribution – Direct cash contribution to the CIP from RRHA for economic and community development related projects.

Reserve for Permanent Public Improvements (RPPI) – This source is a reserve that results from the transfer of funds from the General Fund, sales of capital assets, and other governmental capital grants, that may only be used as funding for the Capital Projects Fund.

State Urban Funds – Funds provided by the Commonwealth for the construction and maintenance of streets and highways including paving, bridge maintenance, etc. Projects supported by these funds are managed by the locality. These funds are administered through the State's Urban Construction Initiative.

Federal Urban Funds – Funds provided by the Federal Government on a reimbursement basis, distributed by the state, for the construction and maintenance of streets and highways. These funds are administered through the State's Urban Construction Initiative.

Regional Surface Transportation Funds (RSTP) – Federal funds allocated on a competitive basis by the Commonwealth through the Metropolitan Planning Organization for major construction projects. Distribution is based on reimbursement for expenditures incurred.

Congestion Mitigation and Air Quality Improvement Program (CMAQ) – Federal grant program for transportation projects with an aim to improve air quality passed through the State to the municipality via a statutory formula based on population and air quality classification as designated by the EPA. These funds are budgeted to specific projects through the federally-mandated regional metropolitan planning organization or MPO.

Tea-21 Safety Projects – Transportation Equity Act for the 21st Century. Federal funds under this program are designated for surface transportation projects with an emphasis on measures to improve safety and the environment. Funding is passed through the Virginia Department of Transportation to the City.

VDOT Revenue Sharing Funds – State revenue used to match locality funds for improvement, construction, or reconstruction of highway systems within a county, city or town, including the primary, secondary and urban systems of highways. These funds are intended to provide funding for relatively small, immediately needed improvements or supplement funding for larger projects and should ideally be used in the same fiscal year they are received. The required City's match to these funds is 50 percent.

Stormwater Revenue – Revenue derived by stormwater fees allocated as a direct cash contribution to the non-general fund CIP for utility related projects.

Other – These dollars represent other sources of cash contributions to the CIP such as grants, donations, other state or federal aid, and other funding reprogramming.

PROJECT CATEGORY DESCRIPTIONS

General Fund Supported Projects:

Education – Enhance the educational infrastructure of the City to improve instructional service delivery. These projects are most likely to be school related activities, but can be any educational capital-type project. This area would include construction projects to improve, replace, and/or build new elementary, middle, and high school facilities. Related funds for acquisition of property and designs are also included.

Transportation – Improve the City's roadway infrastructure system and satisfy the Commonwealth of Virginia's mandate regarding the Urban Roadways Program. This would encompass improvements to primary and secondary vehicular passageways, bridges, sidewalks, street lighting, signalizations, safety, and other street and/or highway related projects.

Economic & Community Development – Improve the City's infrastructure systems, encourage the City's continued economic vitality, and preserve and enhance the City's taxable real estate base. These projects may provide funds for public infrastructure improvements designed to enhance and support private sector investments in a variety of neighborhood and commercial areas of the City.

Culture & Recreation – Enhance the City's recreational and cultural facilities, including libraries, that provide opportunities for improved quality of life, cultural enrichment and promote tourism. These projects often have ties to other CIP projects by improving access to cultural and recreational opportunities for residents and visitors.

Public Safety – Enhance the City’s public safety related infrastructure by providing adequate maintenance and construction of new and updated facilities.

City Facility Maintenance & Improvements – Improve the City’s public buildings infrastructure by providing adequate maintenance and construction of new and updated facilities.

City Equipment & Other – Usually, activities of this category are special in nature and do not fall within the other defined categories of the CIP Budget.

Non-General Fund (Utility) Supported Projects:

Gas Utility – Improve the City’s gas infrastructure system and perpetuate the City’s economic vitality.

Water Utility – Improve the City’s water infrastructure and perpetuate the City’s economic vitality.

Wastewater Utility – Improve the City’s wastewater infrastructure system, including the operation and maintenance of collection sewers, pump stations, and sewer force mains.

Stormwater Utility – Improve the City’s stormwater infrastructure system, including miscellaneous drainage improvements, system repairs and rehabilitation, system cleaning and drainage studies in neighborhoods citywide.

Stores Division – Support the City’s stores division which, in turn, supports city utility entities and general operations.

PROJECT INFORMATION

Capital Improvement Program Funding Sources – Lists the sources of revenue the City uses to fund capital projects.

Capital Improvement Program Uses of Funds – Lists the projects approved in the first year of the five-year plan.

Capital Improvement Program Five-Year Plan Summary – A summary of the five-year plan including all projects planned and/or approved in the adopted year and the four planned years.

Project Detail by Project Category – Projects shown on the five-year plan are listed individually with a description, history and key milestones, and a detailed financial breakdown,

Project Title – Provides a descriptive name for the project.

Category – Identifies the category in which the project is grouped.

Focus Area – Identifies which focus area(s) the project supports. The following acronyms/abbreviations are utilized for each respective Focus Area: Unique, Healthy and Inclusive Communities and Neighborhoods (UHICN); Economic Growth (EG); Community Safety and Well-Being (CSWB); Transportation (Trans.); Education and Workforce Development (EWD); Sustainability and the Natural Environment (SNE); and Well-Managed Government (WMG).

Location – Identifies the physical location of the project by council district. For generalized projects impacting all council districts the location is identified as “Citywide”.

Est. Completion Date – The date by which the project is expected to be completed.

Department – Identifies the City department that functions as the key liaison for the project.

Department Priority – Identifies the departmental priority level for the project as compared to the department’s other capital improvement program projects. This detail is primarily utilized during the budget deliberation and recommendation process to ensure alignment of key administrative and departmental priorities with capacity to fund projects.

Fund – Identifies the fund supporting the project, such as the general fund or the water utility fund.

Project (#) Number – Identifies the financial account the City uses to track project expenditures.

Description & Scope – Provides a brief and informative description of the project.

Purpose – Provides a brief and informative description of the purpose the project serves.

History & Key Milestones – Provides a brief and informative overview of the project’s history and key milestones that will be used to measure the progress of the project.

Financial Summary – The financial summary provides detailed information on the amounts appropriated for the project. This section includes the following:

- **FY 2012 Proposed** – Indicates the proposed amounts for the project. Amounts listed in FY 2013 – FY 2014 are planned amounts for the project in the upcoming years.
- **FY 2011 Adopted** – Indicates amounts which were approved for the project when the budget was authorized in the previous fiscal year.
- **Operating Budget Impact** – Indicates an on-going operating budget expense once the project is complete. These expenses will not be paid from the capital budget.
- **Prior Year Funding** – Indicates the dollars previously contributed to this project through previous budget appropriations.
- **Prior Year Available** – Indicates the portion of funding remaining from the prior year funding as of DATE.
- **Remaining Need** – Indicates the additional amount of capital funding needed to complete the project beyond the prior year funding, and the sum of the five-year proposed funding.
- **FY 2012 Budget Distribution** – Amounts indicated are a projection of how funds will be spent in the first year of funding.
- **TBD: A “To be Determined” (TBD)** is a placeholder and used for projects that have been identified as priorities based on the City’s guiding principles and project areas. Costs for these projects will be determined at a later time. These TBD costs may be located in either the first year of the FY 2012 budget year or in the out-years of the five-year CIP.

OPERATING IMPACT OF MAJOR CIP PROJECTS

The imminent impact of a capital improvement program project on the operating budget is a key factor in considering the inclusion of a project in the five-year plan. The operating costs of a project, and any savings resulting from the project, are captured in the Operating Budget. The City carefully considers all potential operating impacts before including a project in the five-year plan. These considerations are also included in the City’s five-year forecast.

**CAPITAL BUDGET
SOURCES & USES**

FY 2012 - FY 2016 Capital Improvement Program Funding Sources: All Funds Summary

All Funds Sources of Funds	Proposed FY 2012	Planned				TOTAL
		FY2013	FY2014	FY2015	FY 2016	
Bonds	148,483,109	159,202,238	128,030,140	80,811,721	68,500,040	585,027,248
Short-Term Debt	-	5,000,000	5,000,000	5,000,000	5,000,000	20,000,000
Pay-as-you-go Sources	37,513,540	37,281,780	42,543,580	31,123,660	31,304,440	179,767,000
Other	7,796,270	4,304,680	4,785,280	2,951,880	2,474,520	22,312,630
Total: All Funds	193,792,919	205,788,698	180,359,000	119,887,261	107,279,000	807,106,878

FY 2012 - FY 2016 Capital Improvement Program Funding Sources: Summary by Fund

General Fund Sources of Funds	Proposed FY 2012	Planned				TOTAL
		FY2013	FY2014	FY2015	FY 2016	
General Obligation Bonds	91,085,529	89,242,698	56,400,000	30,126,261	17,345,000	284,199,488
Short-Term Debt	-	5,000,000	5,000,000	5,000,000	5,000,000	20,000,000
Transfers from General Fund	5,800,000	400,000	-	-	-	6,200,000
Other Pay-as-you-go Sources	1,350,000	200,000	-	-	-	1,550,000
Federal & State Transportation Funds	4,508,390	1,000,000	1,000,000	-	-	6,508,390
Other	-	-	-	-	-	-
Total - General Fund Capital Funding	102,743,919	95,842,698	62,400,000	35,126,261	22,345,000	318,457,878
Non-General Fund Sources of Funds	Proposed FY 2012	Planned				TOTAL
		FY2013	FY2014	FY2015	FY 2016	
Utility Revenue Bonds	57,397,580	69,959,540	71,630,140	50,685,460	51,155,040	300,827,760
Virginia Resource Authority Funds	3,287,880	3,304,680	3,785,280	2,951,880	2,474,520	15,804,240
Pay-as-you-go Cash Funding	30,363,540	36,681,780	42,543,580	31,123,660	31,304,440	172,017,000
Total - Non-General Fund Capital Funding	91,049,000	109,946,000	117,959,000	84,761,000	84,934,000	488,649,000
Grand Total: All Capital Funding	193,792,919	205,788,698	180,359,000	119,887,261	107,279,000	807,106,878

FY 2012 - FY 2016 Capital Improvement Plan Funding Sources Detail

General Fund	Proposed	Planned				TOTAL
		FY2013	FY2014	FY2015	FY 2016	
Sources of Funds	FY 2012					
Bonds & Short-Term Debt						
General Obligation Bonds	91,085,529	89,242,698	56,400,000	30,126,261	17,345,000	284,199,488
Short-Term Debt	-	5,000,000	5,000,000	5,000,000	5,000,000	25,400,000
Subtotal: Bonds	91,085,529	94,242,698	61,400,000	35,126,261	22,345,000	304,199,488
Other Pay-as-you-go Sources						
Transfers from the General Fund	5,800,000	400,000	-	-	-	6,200,000
Grants	1,000,000	-	-	-	-	1,000,000
Special Revenue Funds	350,000	200,000	-	-	-	550,000
RRHA Contribution	-	-	-	-	-	-
Reserve for Permanent Public Improvements (RPPI)	-	-	-	-	-	-
Subtotal: Other Pay-as-you-go Sources	7,150,000	600,000	-	-	-	7,750,000
Federal & State Transportation Funds						
State/Federal Urban Funds	55,038	-	-	-	-	55,038
Regional Surface Transportation Funds (RSTP)	3,816,352	1,000,000	1,000,000	-	-	5,816,352
VDOT Revenue Sharing Funds	-	-	-	-	-	-
CMAQ	637,000	-	-	-	-	637,000
Subtotal: Federal & State Transportation Funds	4,508,390	1,000,000	1,000,000	-	-	6,508,390
Other Funding Sources						
Other Source	-	-	-	-	-	-
Total Prior Appropriations	-	-	-	-	-	-
Total: General Fund Capital Funding	102,743,919	95,842,698	62,400,000	35,126,261	22,345,000	318,457,878
Non-General Fund						
Non-General Fund Supported Sources	Proposed	Planned				TOTAL
	FY 2012	FY2013	FY2014	FY2015	FY 2016	
Utility Revenue Bonds	57,397,580	69,959,540	71,630,140	50,685,460	51,155,040	300,827,760
Virginia Resource Authority (VRA) funds	3,287,880	3,304,680	3,785,280	2,951,880	2,474,520	15,804,240
Pay-as-you-go Funds (Cash)	30,363,540	36,681,780	42,543,580	31,123,660	31,304,440	172,017,000
Total: Non-General Fund Capital Funding	91,049,000	109,946,000	117,959,000	84,761,000	84,934,000	488,649,000
Grand Total: All Capital Funding	193,792,919	205,788,698	180,359,000	119,887,261	107,279,000	807,106,878

Capital Improvement Program: FY 2012 Uses of Funds		
Project Title	Page	Proposed FY 2012
General Fund		
City Facility Maintenance & Improvements		
City Hall Emergency Generator/Electrical Upgrades	16	500,000
City Hall Major Building Electrical Upgrades	17	-
City Hall Replacement of Boilers & Systems	18	200,000
Coliseum Restoration	19	425,000
Conserve Energy & Improve Sustainability	20	-
Finance ERP System	21	1,854,786
John Marshall Court Building	22	250,000
Major Buildings Renovations	23	2,000,000
Subtotal: City Facility Maintenance & Improvements		5,229,786
Culture & Recreation		
Cannon Creek Gateway Improvements	24	1,000,000
Church Hill Youth Development Center	25	150,000
Community Schools, Parks, and Libraries	26	900,000
East End Library	27	-
Library Renovations	28	500,000
Library Retrofit	29	1,000,000
Major Parks Renovations	30	250,000
Monroe Park	31	-
Neighborhood Park Renovations	32	435,000
Parks and Recreation Building Maintenance	33	250,000
Swimming Pools Projects	34	250,000
Subtotal: Culture & Recreation		4,735,000
Economic & Community Development		
Carytown Gateway Improvements	35	220,000
Corridor/Gateway Blight Abatement	36	200,000
Demolition & Blight Abatement	37	400,000
Dove Street Redevelopment	38	-
Eastview Initiative	39	750,000
Intermediate Terminal Riverfront Public Access	40	750,000
Main Street Station Multi-Modal	41	479,346
Neighborhoods in Bloom	42	100,000
Slave Trail	43	100,000
Subtotal: Economic & Community Development		2,999,346
Education		
School CIP Planning & Const.	44	34,081,869
School Maintenance	45	400,550
Schools ADA Compliance	46	2,000,000
Subtotal: Education		36,482,419
Public Safety		
800 MHz	47	500,000
City Jail	48	250,000
New Justice Center	49	29,000,000
Fire Station Renovations	50	500,000
Juvenile Detention Center	51	100,000

Capital Improvement Program: FY 2012 Uses of Funds		
Project Title	Page	Proposed FY 2012
Police Firing Range/Caroline Co.	52	500,000
RAA Buildings and Property Improvements	53	-
Replacement of Fire Station 12	54	-
Replacement of Fire Station 17	55	400,000
Richmond Animal Shelter	56	1,500,000
Subtotal: Public Safety		32,750,000
Transportation		
Bike Lanes (Sharrows)	57	250,000
Commonwealth Gateway Interstate	58	250,000
Curb Ramps for the Mobility Impaired	59	100,000
East Broad Street Gateway - Broad Street & Historic Slave Burial Ground	60	1,250,000
Forest Hill Avenue: Hathaway Road to East Junction (VDOT)	61	6,201,105
German School Road: Glenway to Warwick Road (VDOT)	62	94,000
Hull St.: Dixon Dr. to Elkhardt-Urban (VDOT)	63	(764,281)
Jahnke Road: Blakemore Road to Forest Hill Ave (VDOT)	64	(2,300,000)
Major Bridge Improvements	65	1,000,000
Matching Funds for Federal Grants	66	-
Midlothian Turnpike: Belt Blvd to Chippenham Pkwy (VDOT)	67	954,281
Park Road Improvements	68	-
Regional Surface Transportation Program (RSTP)	69	415,247
Richmond Signal Sys Improvements (CMAQ)	70	455,000
Sidewalk Projects	71	500,000
Street Lighting: General	72	300,000
Street, Sidewalks & Alley Improvements	73	200,000
Traffic Calming	74	200,000
Traffic Control Installation	75	200,000
Traffic Direction Conversion Downtown Plan Implementation (DTPI)	76	816,978
Transportation Projects	77	4,600,000
Urban Funded New Pavement Rehabilitation	78	75,038
Subtotal: Transportation		14,797,368
City Equipment & Other Infrastructure Investment		
Broad Street CDA Parking Facilities	79	
Replace Parking Equipment	80	350,000
Vehicle Replacement	81	5,400,000
Subtotal: City Equipment & Other Infrastructure Investment		5,750,000
Total: General Fund		102,743,919
Non-General Fund		
Gas Utility		
Gas Utility New Business	82	1,723,000
System Replacement	83	18,948,000
Subtotal: Gas Utility		20,671,000
Stormwater Utility		
Stormwater Facilities Improvements	84	3,500,000
Subtotal: Stormwater Utility		3,500,000
Wastewater Utility		

Capital Improvement Program: FY 2012 Uses of Funds		
Project Title	Page	Proposed FY 2012
City of Richmond Floodwall	85	-
Combined Sewer Overflow	86	6,300,000
Sanitary Sewers	87	16,099,000
Wastewater Treatment	88	5,000,000
Subtotal: Wastewater Utility		27,399,000
Water Utility		
Distribution System Improvements	89	8,547,000
Major Plant & Pumping Improvements	90	21,631,000
Transmission Main Improvements	91	9,301,000
Subtotal: Water Utility		39,479,000
Total: Non-General Fund		91,049,000
Grand Total: Capital Improvement		193,792,919

FY 2012 - FY 2016 Proposed Capital Improvement Plan

Project Title	Pg	Originally Planned FY 2012	Proposed FY 2012	Planned				TOTAL
				FY2013	FY2014	FY2015	FY 2016	
General Fund Capital								
City Facility Maintenance & Improvements								
City Hall Emergency Generator/Electrical Upgrades	16	500,000	500,000	500,000	500,000	-	-	1,500,000
City Hall Major Building Electrical Upgrades	17	-	-	-	-	-	1,000,000	1,000,000
City Hall replacement of Boilers & Systems	18	200,000	200,000	200,000	-	-	-	400,000
Coliseum Restoration	19	425,000	425,000	400,000	400,000	400,000	-	1,625,000
Conserve Energy & Improve Sustainability	20	-	-	-	-	-	1,000,000	1,000,000
Finance ERP System	21	-	1,854,786	1,227,171	-	-	-	3,081,957
John Marshall Court Building	22	250,000	250,000	250,000	-	-	-	500,000
Major Building Renovations	23	5,000,000	2,000,000	2,000,000	2,000,000-	2,000,000	5,250,000	13,250,000
Subtotal: City Facility Maintenance & Improvements		6,375,000	5,229,786	4,577,171	2,900,000	2,400,000	7,250,000	22,356,957
Culture & Recreation								
Cannon Creek Gateway Improvements	24	-	1,000,000	542,000	-	-	-	1,542,000
Church Hill Youth Development Center	25	150,000	150,000	200,000	-	-	-	350,000
Community Schools/Parks/ Libraries	26	1,800,000	900,000	1,000,000	1,000,000	1,000,000	800,000	4,700,000
East End Library	27	-	-	-	-	-	-	-
Library Renovations	28	500,000	500,000	-	-	-	-	500,000
LIBRARY RETROFIT	29	1,942,479	1,000,000	1,000,000	1,000,000	1,200,000	-	4,200,000
Major Parks Renovations	30	750,000	250,000	250,000	500,000	1,000,000	1,000,000	3,000,000
Monroe Park	31	-	-	435,000	1,235,000	-	-	1,670,000
Neighborhood Park Renovations	32	750,000	435,000	550,000	250,000	500,000	750,000	2,485,000
Parks and Recreation Building Maintenance	33	375,000	250,000	250,000	250,000	250,000	375,000	1,375,000
Swimming Pools Projects	34	250,000	250,000	250,000	250,000	250,000	250,000	1,250,000
Subtotal: Culture & Recreation		6,517,479	4,735,000	4,477,000	4,485,000	4,200,000	3,175,000	21,072,000
Economic & Community Development								
Carytown Gateway Improvements	35	-	220,000	-	-	-	-	220,000
Corridor/Gateway Blight Abatement	36	100,000	200,000	200,000	200,000	200,000	200,000	1,000,000
Demolition & Blight Abatement	37	-	400,000	400,000	-	-	-	800,000
Dove Street Redevelopment	38	1,000,000	-	1,500,000	-	500,000	-	2,000,000

FY 2012 - FY 2016 Proposed Capital Improvement Plan

Project Title	Pg	Originally Planned FY 2012	Proposed FY 2012	Planned				TOTAL
				FY2013	FY2014	FY2015	FY 2016	
Eastview Initiative	39	-	750,000	450,000	-	-	-	1,200,000
Intermediate Terminal Riverfront Public Access	40	750,000	750,000	-	-	-	-	750,000
Main Street Station Multi-Modal	41	-	479,346	479,346	-	-	-	958,692
Neighborhoods in Bloom	42	300,000	100,000	100,000	100,000	100,000	100,000	500,000
Slave Trail	43	100,000	100,000	-	-	-	-	100,000
Subtotal: Economic & Community Development		2,250,000	2,999,346	3,129,346	300,000	800,000	300,000	7,528,692
Education								
School CIP Planning & Const.	44	34,081,869	34,081,869	18,559,181	19,800,000	9,776,261	-	82,217,311
School Maintenance	45	400,550	400,550	500,000	500,000	500,000	500,000	2,400,550
Schools ADA Compliance	46	3,000,000	2,000,000	2,000,000	2,000,000	2,700,000	-	8,700,000
Subtotal: Education		37,482,419	36,482,419	21,059,181	22,300,000	12,976,261	500,000	93,317,861
Public Safety								
800 MHz	47	-	500,000	-	-	-	865,000	1,365,000
City Jail	48	250,000	250,000	-	-	-	-	250,000
New Justice Center	49	30,000,000	29,000,000	46,000,000	22,000,000	5,000,000	-	102,000,000
Fire Station Renovations	50	250,000	500,000	500,000	500,000	500,000	500,000	2,500,000
Juvenile Detention Center	51	100,000	100,000	-	-	100,000	-	200,000
POLICE FIRING RANGE/CAROLINE CO.	52	-	500,000	1,000,000	-	-	-	1,500,000
RAA Buildings and Property Improvements	53	-	-	50,000	250,000	-	-	300,000
Replacement of Fire Station 12	54	-	-	-	-	-	500,000	500,000
Replacement of Fire Station 17	55	400,000	400,000	300,000	-	-	-	700,000
Richmond Animal Shelter	56	-	1,500,000	-	-	-	-	1,500,000
Subtotal: Public Safety		31,000,000	32,750,000	47,850,000	22,750,000	5,600,000	1,865,000	110,815,000
Transportation								
Bike Lanes (Sharrows)	57	-	250,000	250,000	-	-	-	500,000
Commonwealth Gateway Interstate	58	-	250,000	-	-	-	-	250,000
Curb Ramps for the Mobility Impaired	59	-	100,000	-	-	-	-	100,000
East Broad Street Gateway - Broad Street & Historic Slave Burial Ground	60	-	1,250,000	-	-	-	-	1,250,000
Forest Hill Avenue: Hathaway Road to East Junction (VDOT)	61	-	6,201,105	-	-	-	-	6,201,105

FY 2012 - FY 2016 Proposed Capital Improvement Plan

Project Title	Pg	Originally Planned FY 2012	Proposed FY 2012	Planned				TOTAL
				FY2013	FY2014	FY2015	FY 2016	
German School Road: Glenway to Warwick Road (VDOT)	62	20,000	94,000	-	-	-	-	94,000
Hull St.: Dixon Dr. to Elkhardt-Urban (VDOT)	63	-	(764,281)	-	-	-	-	(764,281)
Jahnke Road: Blakemore Road to Forest Hill Ave (VDOT)	64	200,000	(2,300,000)	1,000,000	1,000,000	-	-	(300,000)
Major Bridge Improvements	65	1,000,000	1,000,000	1,000,000	750,000	1,000,000	750,000	4,500,000
Matching Funds For Federal Grant	66	70,000	-	-	-	-	70,000	70,000
Midlothian Turnpike: Belt Blvd to Chippenham Pkwy (VDOT)	67	110,000	954,281	100,000	-	-	-	1,054,281
Park Road Improvements	68	-	-	-	-	-	50,000	50,000
Regional Surface Transportation program (RSTP)	69	-	415,247	-	-	-	-	415,247
Richmond Signal Sys Improvements (CMAQ)	70	-	455,000	-	-	-	-	455,000
Sidewalk Projects	71	500,000	500,000	750,000	750,000	750,000	750,000	3,500,000
Street Lighting/General	72	500,000	300,000	300,000	300,000	300,000	300,000	1,500,000
Street, Sidewalks & Alley Improvements (Emergency Repairs)	73	450,000	200,000	200,000	200,000	200,000	200,000	1,000,000
Traffic Calming	74	300,000	200,000	200,000	200,000	200,000	200,000	1,000,000
Traffic Control Installation	75	200,000	200,000	200,000	200,000	200,000	200,000	1,000,000
Traffic Direction Conversion DTP1	76	1,500,000	816,978	1,500,000	-	-	-	2,316,987
Transportation Projects	77	3,750,000	4,600,000	4,050,000	1,265,000	1,500,000	1,735,000	13,150,000
Urban Funded New Pavement Rehabilitation	78	-	75,038	-	-	-	-	75,038
Subtotal: Transportation		8,600,000	14,797,368	9,550,000	4,665,000	4,150,000	4,255,000	37,417,368
City Equipment & Other Infrastructure Investments								
Broad Street CDA	79	-	-	-	-	-	-	-
Replace Parking Equipment	80	-	350,000	200,000	-	-	-	550,000
Vehicle Replacement	81	5,000,000	5,400,000	5,000,000	5,000,000	5,000,000	5,000,000	25,400,000
Total City Equipment & Other Investments		5,000,000	5,750,000	5,200,000	5,000,000	5,000,000	5,000,000	25,950,000
Total General Fund Capital		97,074,898	102,743,919	95,842,698	62,400,000	35,126,261	22,345,000	318,457,878

FY 2012 - FY 2016 Proposed Capital Improvement Plan

Project Title	Pg	Originally Planned FY 2012	Proposed FY 2012	Planned				TOTAL
				FY2013	FY2014	FY2015	FY 2016	
Non-General Fund Capital								
Gas Utility								
Gas Utility New Business	82	9,001,000	1,723,000	10,309,000	11,544,000	13,309,000	14,796,000	51,681,000
System Replacement	83	19,056,000	18,948,000	19,581,000	20,237,000	20,913,000	21,611,000	101,290,000
Subtotal: Gas Utility		28,057,000	20,671,000	29,890,000	31,781,000	34,222,000	36,407,000	152,971,000
Stormwater Utility								
Stormwater Facilities Improvements	84	3,500,000	3,500,000	3,500,000	27,558,000	15,285,000	16,613,000	66,456,000
Subtotal: Stormwater		3,500,000	3,500,000	3,500,000	27,558,000	15,285,000	16,613,000	66,456,000
Wastewater Utility								
City of Richmond Floodwall	85	-	-	266,000	1,950,000	-	-	2,216,000
Combined Sewer Overflow	86	6,300,000	6,300,000	-	-	-	-	6,300,000
Sanitary Sewers	87	15,999,000	16,099,000	15,112,000	15,344,000	15,700,000	20,242,000	82,497,000
Wastewater Treatment	88	-	5,000,000	12,161,000	14,250,000	8,899,000	379,000	40,689,000
Subtotal: Wastewater		22,299,000	27,399,000	27,539,000	31,544,000	24,599,000	20,621,000	131,702,000
Water Utility								
Distribution System Improvements	89	9,987,000	8,547,000	9,664,000	10,024,000	10,377,000	10,743,000	49,355,000
Major Plant & Pumping Improvements	90	30,184,000	21,631,000	32,916,000	16,399,000	-	-	70,946,000
Transmission Main Improvements	91	9,301,000	9,301,000	6,437,000	653,000	278,000	550,000	17,219,000
Subtotal: Water Utility		49,472,000	39,479,000	49,017,000	27,076,000	10,655,000	11,293,000	137,520,000
Total Non-General Fund Capital		103,328,000	91,049,000	109,946,000	117,959,000	84,761,000	84,934,000	488,649,000
Total Capital Improvement Plan								
		200,552,898	193,792,919	205,788,698	180,359,000	119,887,261	107,279,000	807,106,878

City Facilities



CITY HALL EMERGENCY GENERATOR/ELECTRICAL UPGRADES

CATEGORY: CITY FACILITIES
FOCUS AREA: WMG
LOCATION: CITYWIDE
EST. COMPLETION DATE: FY 2016

DEPARTMENT: PUBLIC WORKS
DEPARTMENT PRIORITY:
FUND: 040
PROJECT #: 230-8140

DESCRIPTION & SCOPE: This project replaces the existing electrical systems, and installs and upgrades the emergency lighting (egress lighting system) in City Hall. This project also includes improvements to the S-buss, panels, gear and other electrical systems in the building.



PURPOSE: To maintain the function and operational efficiency of City Hall and prolong the useful life of the building and its systems.

HISTORY & KEY MILESTONES: Through FY 2011, fifty percent of the Standby (Emergency) Electrical Power (SEP) system has been replaced. The generator and switch gear were installed in 2008 through 2011. The FY 2012 proposed and future allocations will fund the replacement and upgrade of the SEP distribution system.

FINANCIAL SUMMARY

	FY 2011	FY 2012	FY 2013	FY 2014	FY 2015	FY 2016	TOTAL FY 2012-2016
FY 2012 PROPOSED	N/A	500,000	500,000	500,000	-	-	1,500,000
FY 2011 ADOPTED	-	500,000	1,000,000	-	-	N/A	1,500,000
CHANGE	N/A	-	(500,000)	500,000	-	-	-

OPERATING IMPACT THE REPLACEMENT OF OLDER EQUIPMENT WILL RESULT IN OPERATION COST EFFICIENCIES.

TOTAL PROJECT COST	1,655,000
PRIOR YEAR FUNDING	155,000
PRIOR YEAR AVAILABLE	-
FY 2012 PROPOSED	500,000
FY 2013 – FY 2016 PLANNED	1,000,000
REMAINING NEED	-

FY 2012 BUDGET DISTRIBUTION	
	AMOUNT
PLANNING/DESIGN	250,000
ACQUISITION/RELOCATION	-
SITE IMPROVEMENTS	-
CONSTRUCTION	250,000
FURNITURE/FIXTURES/EQUIPMENT	-
OTHER	-
TOTAL	500,000

FUNDING SOURCE(S): GENERAL OBLIGATION BONDS

NOTES:

CITY HALL MAJOR BUILDING ELECTRICAL UPGRADES

CATEGORY: CITY FACILITIES
FOCUS AREA: WMG
LOCATION: CITYWIDE
EST. COMPLETION DATE: FY 2016

DEPARTMENT: PUBLIC WORKS
DEPARTMENT PRIORITY:
FUND: 040
PROJECT #: 230-8130

DESCRIPTION & SCOPE: This project enables critical maintenance to operational electrical systems at City Hall. Included in critical maintenance is the replacement of the existing electrical panel boards on each floor of City Hall and replacement of approximately 3,000 linear feet of main electrical buss duct.



PURPOSE: To maintain the function and operational efficiency of City Hall, prolonging the useful life of the building and systems.

HISTORY & KEY MILESTONES: Through FY 2011, forty percent of the existing main electrical system has been replaced. FY 2016 planned funding will be utilized to continue the maintenance of the electrical system on a systematic, floor-by-floor basis.

FINANCIAL SUMMARY

	FY 2011	FY 2012	FY 2013	FY 2014	FY 2015	FY 2016	TOTAL FY 2012-2016
FY 2012 PROPOSED	N/A	-	-	-	-	1,000,000	1,000,000
FY 2011 ADOPTED	1,700,000	-	1,000,000	-	-	N/A	1,000,000
CHANGE	N/A	-	(1,000,000)	-	-	1,000,000	-

OPERATING IMPACT THE REPLACEMENT OF OLDER EQUIPMENT WILL RESULT IN OPERATION COST EFFICIENCIES.

TOTAL PROJECT COST 4,560,000
 PRIOR YEAR FUNDING 3,560,000
 PRIOR YEAR AVAILABLE 2,290,628
 FY 2012 PROPOSED -
 FY 2013 – FY 2016 PLANNED 1,000,000
REMAINING NEED -

FY 2012 BUDGET DISTRIBUTION	
	AMOUNT
PLANNING/DESIGN	-
ACQUISITION/RELOCATION	-
SITE IMPROVEMENTS	-
CONSTRUCTION	-
FURNITURE/FIXTURES/EQUIPMENT	-
OTHER	-
TOTAL	-

FUNDING SOURCE(S): GENERAL OBLIGATION BONDS

NOTES:

CITY HALL REPLACEMENT OF BOILERS AND SYSTEMS

CATEGORY: CITY FACILITIES
FOCUS AREA: WMG
LOCATION: CITYWIDE
EST. COMPLETION DATE: FY 2020

DEPARTMENT: PUBLIC WORKS
DEPARTMENT PRIORITY:
FUND: 040
PROJECT #: 230-8223

DESCRIPTION & SCOPE: This project provides improvements of and replacements to the City Hall Boiler and related systems. The specific scope of work includes steam piping and chill water system replacement, ensuring continued adequate heating and cooling of the building



PURPOSE: To maintain the function and operational efficiency of City Hall, prolong the useful life of the building and systems, and maintain adequate heating and cooling of the building.

HISTORY & KEY MILESTONES: Prior appropriations for this project funded limited replacement of steam piping and chill water systems. The FY 2012 proposed and future appropriations will fund additional pipe replacements.

FINANCIAL SUMMARY

	FY 2011	FY 2012	FY 2013	FY 2014	FY 2015	FY 2016	TOTAL FY 2012-2016
FY 2012 PROPOSED	N/A	200,000	200,000	-	-	-	400,000
FY 2011 ADOPTED	200,000	200,000	200,000	-	-	N/A	400,000
CHANGE	N/A	-	-	-	-	-	-

OPERATING IMPACT THE REPLACEMENT OF OLDER EQUIPMENT WILL RESULT IN OPERATION COST EFFICIENCIES.

TOTAL PROJECT COST	1,096,000
PRIOR YEAR FUNDING	696,000
PRIOR YEAR AVAILABLE	663,475
FY 2012 PROPOSED	200,000
FY 2013 – FY 2016 PLANNED	200,000
REMAINING NEED	-

FY 2012 BUDGET DISTRIBUTION	
	AMOUNT
PLANNING/DESIGN	-
ACQUISITION/RELOCATION	-
SITE IMPROVEMENTS	-
CONSTRUCTION	200,000
FURNITURE/FIXTURES/EQUIPMENT	-
OTHER	-
TOTAL	200,000

FUNDING SOURCE(S): GENERAL OBLIGATION BONDS

NOTES:

COLISEUM RESTORATION

CATEGORY: CITY FACILITIES
FOCUS AREA: WMG
LOCATION: 6
EST. COMPLETION DATE: FY 2019

DEPARTMENT: PUBLIC WORKS
DEPARTMENT PRIORITY:
FUND: 040
PROJECT #: 230-8103

DESCRIPTION & SCOPE: This project improves mechanical, electrical, and other building systems in the Richmond City Coliseum. The improvements ensure continue operational functionality of the building.



PURPOSE: To maintain the function and operational efficiency of the Coliseum, prolonging the useful life of the building and systems. Funding for this project also ensures the continued presence of the Colonial Athletic Association tournament, as well as revenue generating entertainment.

HISTORY & KEY MILESTONES: Through FY 2011, twenty percent of the Coliseum’s mechanical piping system has been replaced. FY 2012 proposed and planned appropriations funds improvements to the building’s hot water system, boiler system and HVAC system.

FINANCIAL SUMMARY

	FY 2011	FY 2012	FY 2013	FY 2014	FY 2015	FY 2016	TOTAL FY 2012-2016
FY 2012 PROPOSED	N/A	425,000	400,000	400,00	400,000	-	1,625,000
FY 2011 ADOPTED	1,258,000	425,000	400,000	400,000	400,000	N/A	1,625,000
CHANGE	N/A	-	-	-	-	-	-

OPERATING IMPACT THE REPLACEMENT OF OLDER EQUIPMENT WILL RESULT IN OPERATION COST EFFICIENCIES.

TOTAL PROJECT COST	30,000,000
PRIOR YEAR FUNDING	3,611,882
PRIOR YEAR AVAILABLE	207,149
FY 2012 PROPOSED	425,000
FY 2013 – FY 2016 PLANNED	1,200,000
REMAINING NEED	24,763,118

FY 2012 BUDGET DISTRIBUTION	
	AMOUNT
PLANNING/DESIGN	0
ACQUISITION/RELOCATION	0
SITE IMPROVEMENTS	0
CONSTRUCTION	425,000
FURNITURE/FIXTURES/EQUIPMENT	0
OTHER	0
TOTAL	425,000

FUNDING SOURCE(S): GENERAL OBLIGATION BONDS

NOTES:

CONSERVE ENERGY & IMPROVE SUSTAINABILITY

CATEGORY: CITY FACILITIES
FOCUS AREA: WMG, SNE
LOCATION: CITYWIDE
EST. COMPLETION DATE: ONGOING

DEPARTMENT: PUBLIC WORKS
DEPARTMENT PRIORITY:
FUND: 040
PROJECT #: NEW

DESCRIPTION & SCOPE: This project will create energy savings and improved sustainability through various projects. These projects include, but are not limited to, improved lighting systems, implementation of a building management automation system, complete energy efficiency and weatherization retrofits in existing facilities, and install energy efficient equipment in city buildings and facilities.



PURPOSE: To reduce the use of limited resources; address recommendations of the City's Green City Commission; improve the quality of life for residents; increase the health of the environment; and enhance economic development and job creation opportunities citywide.

HISTORY & KEY MILESTONES: This project is new to the Capital Improvement Plan. However, through FY 2011, some building management automation systems have been implemented. Planned appropriations for this project will continue the automation efforts as well as the conservation and sustainability projects listed above.

FINANCIAL SUMMARY

	FY 2011	FY 2012	FY 2013	FY 2014	FY 2015	FY 2016	TOTAL FY 2012-2016
FY 2012 PROPOSED	N/A	-	-	-	-	1,000,000	1,000,000
FY 2011 ADOPTED	-	-	-	-	-	N/A	-
CHANGE	N/A	-	-	-	-	1,000,000	1,000,000

OPERATING IMPACT THE REPLACEMENT OF OLDER EQUIPMENT AND REDUCTION IN USE OF LIMITED RESOURCES WILL RESULT IN OPERATIONAL COST EFFICIENCIES.

TOTAL PROJECT COST	6,000,000
PRIOR YEAR FUNDING	-
PRIOR YEAR AVAILABLE	-
FY 2012 PROPOSED	-
FY 2013 – FY 2016 PLANNED	1,000,000
REMAINING NEED	5,000,000

FY 2012 BUDGET DISTRIBUTION	
	AMOUNT
PLANNING/DESIGN	-
ACQUISITION/RELOCATION	-
SITE IMPROVEMENTS	-
CONSTRUCTION	-
FURNITURE/FIXTURES/EQUIPMENT	-
OTHER	-
TOTAL	-

FUNDING SOURCE(S): GENERAL OBLIGATION BONDS

NOTES:

FINANCE ERP SYSTEM

CATEGORY: CITY FACILITIES

FOCUS AREA: WMG

LOCATION: CITYWIDE

EST. COMPLETION DATE: OCTOBER 2012

DEPARTMENT: INFORMATION TECHNOLOGY

DEPARTMENT PRIORITY:

FUND: 040

PROJECT #: 230-8222

DESCRIPTION & SCOPE: The proposed enterprise resource planning (ERP) system will modernize and integrate the City's resource management systems, improve transparency and enable better management and reporting. The scope of this solution shall include all City agencies and Richmond Public Schools.



PURPOSE: To modernize the City's payroll, personnel, financial, procurement, inventory and asset management systems.

HISTORY & KEY MILESTONES: The ERP will be implemented utilizing a phased approach. The planned phases are as follows: Payroll System in Jan 2012; Financial & Budgeting Systems in July 2012; Grants, Projects and Debt Management Systems in October 2012.

FINANCIAL SUMMARY

	FY 2011	FY 2012	FY 2013	FY 2014	FY 2015	FY 2016	TOTAL
FY 2012 PROPOSED	N/A	1,854,786	1,227,171	-	-	-	3,081,957
FY 2011 ADOPTED	2,000,000	-	-	-	-	N/A	-
CHANGE	N/A	1,854,786	1,227,171	-	-	-	3,081,957

THE CITY'S FY2011 GENERAL FUND OPERATING BUDGET FUNDED \$1,000,000 AND AN ADDITIONAL \$3,000,000 IN FY2012 IS PROPOSED. THERE WILL BE AN ON-GOING MAINTENANCE COST WILL BE PARTIALLY OFFSET BY THE MAINTENANCE FOR THE SYSTEMS THE ERP WILL REPLACE.

OPERATING IMPACT

TOTAL PROJECT COST	5,081,957
PRIOR YEAR FUNDING	2,000,000
PRIOR YEAR AVAILABLE	1,577,166
FY 2012 PROPOSED	1,854,786
FY 2013 – FY 2016 PLANNED	1,227,171
REMAINING NEED	-

FY 2012 BUDGET DISTRIBUTION	
	AMOUNT
PLANNING/DESIGN	-
ACQUISITION/RELOCATION	-
SITE IMPROVEMENTS	-
CONSTRUCTION	-
FURNITURE/FIXTURES/EQUIPMENT	-
OTHER	1,854,786
TOTAL	1,854,786

FUNDING SOURCE(S): GENERAL OBLIGATION BONDS

NOTES:

JOHN MARSHALL COURTS BUILDING

CATEGORY: CITY FACILITIES
FOCUS AREA: WMG
LOCATION: CITYWIDE
EST. COMPLETION DATE: FY 2014

DEPARTMENT: PUBLIC WORKS
DEPARTMENT PRIORITY:
FUND: 040
PROJECT #: 230-8104

DESCRIPTION & SCOPE: This project continues replacement of the existing mechanical and electrical infrastructure systems related to building heating and cooling supply systems at the John Marshall Courts Building.



PURPOSE: To maintain the function and operational efficiency of the John Marshall Courts Building, prolonging the useful life of the building and systems.

HISTORY & KEY MILESTONES: Through FY 2011, fifty percent of the John Marshall Courts Building's mechanical systems have been replaced. FY 2012 proposed and planned funding continue the HVAC system replacement.

FINANCIAL SUMMARY

	FY 2011	FY 2012	FY 2013	FY 2014	FY 2015	FY 2016	TOTAL FY 2012-2016
FY 2012 PROPOSED	N/A	250,000	250,000		-	-	500,000
FY 2011 ADOPTED	-	250,000	250,000	-	-	N/A	500,000
CHANGE	N/A	-	-	-	-	-	-

OPERATING IMPACT THE REPLACEMENT OF OLDER EQUIPMENT WILL RESULT IN OPERATION COST EFFICIENCIES.

TOTAL PROJECT COST	4,540,000
PRIOR YEAR FUNDING	4,040,000
PRIOR YEAR AVAILABLE	1,259,897
FY 2012 PROPOSED	250,000
FY 2013 – FY 2016 PLANNED	250,000
REMAINING NEED	-

FY 2012 BUDGET DISTRIBUTION	
	AMOUNT
PLANNING/DESIGN	-
ACQUISITION/RELOCATION	-
SITE IMPROVEMENTS	-
CONSTRUCTION	250,000
FURNITURE/FIXTURES/EQUIPMENT	-
OTHER	-
TOTAL	250,000

FUNDING SOURCE(S): GENERAL OBLIGATION BONDS

NOTES:

MAJOR BUILDING RENOVATIONS

CATEGORY: CITY FACILITIES
FOCUS AREA: WMG
LOCATION: CITYWIDE
EST. COMPLETION DATE: ONGOING

DEPARTMENT: PUBLIC WORKS
DEPARTMENT PRIORITY:
FUND: 040
PROJECT #: 230-8156

DESCRIPTION & SCOPE: This project provides renovations, structural improvements and remediation of health, safety and building code issues in existing city buildings. Renovations include roof replacements, heating, plumbing and electrical upgrades, as well as ADA upgrades.



PURPOSE: To maintain the function and operational efficiency of over 100 city buildings, prolonging the useful life of the structures and systems and ensuring safety for facility users.

HISTORY & KEY MILESTONES: Work completed within this project has included, but not been limited to, roof replacements, HVAC improvements, electrical upgrades and ADA upgrades. FY 2012 Proposed and future planned appropriations funds similar improvements throughout City facilities.

FINANCIAL SUMMARY

	FY 2011	FY 2012	FY 2013	FY 2014	FY 2015	FY 2016	TOTAL FY 2012-2016
FY 2012 PROPOSED	N/A	2,000,000	2,000,000	2,000,000	2,000,000	5,250,000	13,250,000
FY 2011 ADOPTED	4,935,500	5,000,000	2,250,000	2,080,000	2,000,000	N/A	11,330,000
CHANGE	N/A	(3,000,000)	(250,000)	(80,000)	-	5,250,000	1,920,000

OPERATING IMPACT THE REPLACEMENT OF OLDER EQUIPMENT WILL RESULT IN OPERATION COST EFFICIENCIES.

TOTAL PROJECT COST	144,405,000
PRIOR YEAR FUNDING	38,973,967
PRIOR YEAR AVAILABLE	3,991,833
FY 2012 PROPOSED	2,000,000
FY 2013 – FY 2016 PLANNED	11,250,000
REMAINING NEED	92,181,033

FY 2012 BUDGET DISTRIBUTION	
	AMOUNT
PLANNING/DESIGN	200,000
ACQUISITION/RELOCATION	-
SITE IMPROVEMENTS	-
CONSTRUCTION	1,800,000
FURNITURE/FIXTURES/EQUIPMENT	-
OTHER	-
TOTAL	2,000,000

FUNDING SOURCE(S): GENERAL OBLIGATION BONDS

NOTES:

Culture & Recreation



CANNON CREEK GATEWAY IMPROVEMENTS

CATEGORY: CULTURE & RECREATION

DEPARTMENT: PUBLIC WORKS

FOCUS AREA: TRANS., SNE

DEPARTMENT PRIORITY:

LOCATION: 3, 6

FUND: 040

EST. COMPLETION DATE: SEPTEMBER 2013

PROJECT #: 291-8505

DESCRIPTION & SCOPE: This project leverages assistance and resources provided by the National Guard to install a 1.9 mile, 10 foot wide recreational trail for pedestrian and bicyclists along the Richmond Henrico Turnpike from Valley Road to East Ladies Mile Road.



PURPOSE: To connect downtown communities to the North Side Richmond area by increasing mileage of City sidewalks and bike lanes. This trail, which is a part of East Coast Greenway, will benefit the neighboring residents and the citizens of the City of Richmond with the creation of an alternative transportation route where none currently exists.

HISTORY & KEY MILESTONES: This project is a multi-use, non-motorized trail, located within the East Coast Greenway Route, through the City of Richmond. Phase I of the project installs the first 3,000 feet of trail from

Valley Road to Dove Street. Phase II continues the trail from Dove Street to East Brookland Park Boulevard. Phase III completes the trail at East Ladies Mile Road.

FINANCIAL SUMMARY

	FY 2011	FY 2012	FY 2013	FY 2014	FY 2015	FY 2016	TOTAL FY 2012-2016
FY 2012 PROPOSED	N/A	1,000,000	542,000	-	-	-	1,542,000
FY 2011 ADOPTED	-	-	-	-	-	N/A	-
CHANGE	N/A	1,000,000	542,000	-	-	-	1,542,000

OPERATING IMPACT MAINTENANCE COSTS WILL BE EXPECTED EACH YEAR IN THE FUTURE YEARS.

TOTAL PROJECT COST	1,692,000
PRIOR YEAR FUNDING	150,000
PRIOR YEAR AVAILABLE	569
FY 2012 PROPOSED	1,000,000
FY 2013 – FY 2016 PLANNED	542,000
REMAINING NEED	-

FY 2012 BUDGET DISTRIBUTION	
	AMOUNT
PLANNING/DESIGN	150,000
ACQUISITION/RELOCATION	-
SITE IMPROVEMENTS	-
CONSTRUCTION	850,000
FURNITURE/FIXTURES/EQUIPMENT	-
OTHER	-
TOTAL	1,000,000

FUNDING SOURCE(S): GENERAL OBLIGATION BONDS

NOTES:

CHURCH HILL YOUTH DEVELOPMENT CENTER

CATEGORY: CULTURE & RECREATION
FOCUS AREA: UHICN
LOCATION: 7
EST. COMPLETION DATE: TBD

DEPARTMENT: PARKS & RECREATION
DEPARTMENT PRIORITY:
FUND: 040
PROJECT #: 130-8906

DESCRIPTION & SCOPE: This project funds planning and design of a teen center in the Church Hill area and will be used to leverage and attract additional resources from non-profit and other joint partnerships to join in the development of a teen center facility.



PURPOSE: To develop a teen center in the Church Hill area to accommodate various teen oriented programs and special projects.

HISTORY & KEY MILESTONES: The Church Hill Teen Center project has been previously funded. Proposed and future allocations will be utilized for planning, design and site improvements.

FINANCIAL SUMMARY

	FY 2011	FY 2012	FY 2013	FY 2014	FY 2015	FY 2016	TOTAL FY 2012-2016
FY 2012 PROPOSED	N/A	150,000	200,000	-	-	-	350,000
FY 2011 ADOPTED	200,000	150,000	200,000	-	-	N/A	-
CHANGE	N/A	-	-	-	-	-	350,000

OPERATING IMPACT MAINTENANCE COSTS WILL BE EXPECTED EACH YEAR IN THE FUTURE YEARS.

TOTAL PROJECT COST
 PRIOR YEAR FUNDING
 PRIOR YEAR AVAILABLE
 FY 2012 PROPOSED
 FY 2013 – FY 2016 PLANNED
REMAINING NEED

ONGOING
 426,357
 200,000
 150,000
 200,000
ONGOING

FY 2012 BUDGET DISTRIBUTION	
	AMOUNT
PLANNING/DESIGN	150,000
ACQUISITION/RELOCATION	-
SITE IMPROVEMENTS	-
CONSTRUCTION	-
FURNITURE/FIXTURES/EQUIPMENT	-
OTHER	-
TOTAL	150,000

FUNDING SOURCE(S): GENERAL OBLIGATION BONDS

NOTES:

COMMUNITY SCHOOLS, PARKS & LIBRARIES

CATEGORY: CULTURE & RECREATION
FOCUS AREA: UHICN
LOCATION: CITYWIDE
EST. COMPLETION DATE: ONGOING

DEPARTMENT: PUBLIC WORKS
DEPARTMENT PRIORITY:
FUND: 040
PROJECT #: 230-8105

DESCRIPTION & SCOPE: The Community Schools, Parks & Libraries project provides funds for the development and implementation of joint, multi-purpose facilities.



PURPOSE: To implement joint, multi-purpose facilities that leverage the assets of schools, libraries, parks and recreational facilities in order to provide a full service facility to communities throughout the city at a lower cost.

HISTORY & KEY MILESTONES: This project was initially adopted in the FY 2011 five-year capital plan. Community meetings were conducted in early FY 2011 to identify which facilities should be considered for multi-purpose utilization and which services community

members would most like to see implemented in the facilities. The City's four new schools will be the first to leverage these funds.

FINANCIAL SUMMARY

	FY 2011	FY 2012	FY 2013	FY 2014	FY 2015	FY 2016	TOTAL FY 2012-2016
FY 2012 PROPOSED	N/A	900,000	1,000,000	1,000,000	1,000,000	800,000	4,700,000
FY 2011 ADOPTED	200,000	1,800,000	1,000,000	1,000,000	323,739	N/A	4,123,739
CHANGE	N/A	(900,000)	-	-	676,261	800,000	676,261

OPERATING IMPACT

TOTAL PROJECT COST	5,000,000
PRIOR YEAR FUNDING	200,000
PRIOR YEAR AVAILABLE	200,000
FY 2012 PROPOSED	900,000
FY 2013 – FY 2016 PLANNED	3,800,000
REMAINING NEED	-

FY 2012 BUDGET DISTRIBUTION	
	AMOUNT
PLANNING/DESIGN	-
ACQUISITION/RELOCATION	-
SITE IMPROVEMENTS	-
CONSTRUCTION	900,000
FURNITURE/FIXTURES/EQUIPMENT	-
OTHER	-
TOTAL	1,000,000

FUNDING SOURCE(S): GENERAL OBLIGATION BONDS

NOTES:

EAST END LIBRARY

CATEGORY: CULTURE & RECREATION
FOCUS AREA: UHICN
LOCATION: 7
EST. COMPLETION DATE: ONGOING

DEPARTMENT: PUBLIC WORKS
DEPARTMENT PRIORITY:
FUND: 040
PROJECT #: NEW

DESCRIPTION & SCOPE: This project will provide funds for the planning, design and/or land acquisition costs related to a new East End Library. Retrofit and technology upgrades for the existing East End Library are funded in a separate CIP project.



PURPOSE: The project was identified by the Nine Mile Road/25th Street visioning sessions. These sessions revealed strong stakeholder support for a new library in the East End.

HISTORY & KEY MILESTONES: This project is ongoing. In FY 2011, the project was funded through the re-appropriation and transfer of funds from three completed CIP projects – Wastepad Upgrades, Riverfront Development Area and Hickory Hill Roof improvements.

FINANCIAL SUMMARY

	FY 2011	FY 2012	FY 2013	FY 2014	FY 2015	FY 2016	TOTAL FY 2012-2016
FY 2012 PROPOSED	-	-	-	-	-	-	-
FY 2011 ADOPTED	300,000	-	-	-	-	N/A	300,000
CHANGE	N/A	-	-	-	-	-	-
OPERATING IMPACT	THE REPLACEMENT OF OLDER EQUIPMENT WILL RESULT IN OPERATION COST EFFICIENCIES.						

TOTAL PROJECT COST	\$300,000
PRIOR YEAR FUNDING	300,000
PRIOR YEAR AVAILABLE	300,000
FY 2012 PROPOSED	-
FY 2013 – FY 2016 PLANNED	-
REMAINING NEED	-

FY 2012 BUDGET DISTRIBUTION	
	AMOUNT
PLANNING/DESIGN	-
ACQUISITION/RELOCATION	-
SITE IMPROVEMENTS	-
CONSTRUCTION	-
FURNITURE/FIXTURES/EQUIPMENT	-
OTHER	-
TOTAL	-

FUNDING SOURCE(S): GENERAL OBLIGATION BONDS

NOTES:

LIBRARY RENOVATIONS

CATEGORY: CULTURE & RECREATION
FOCUS AREA: WMG
LOCATION: CITYWIDE
EST. COMPLETION DATE: ONGOING

DEPARTMENT: PUBLIC WORKS
DEPARTMENT PRIORITY:
FUND: 040
PROJECT #: 230-8135

DESCRIPTION & SCOPE: This project provides funding for facility improvements at the City's Main Library and the branch libraries. Improvements include, but are not limited to, roof replacement, mechanical, electrical and HVAC system upgrades, elevator improvements and other structural repairs, as necessary.



PURPOSE: To provide funding for system improvements and, where necessary, replacements, improving performance, reducing utility costs, and ensuring continued functionality of each of the City's library buildings.

HISTORY & KEY MILESTONES: Through FY 2011, forty percent of the city libraries' roofing, electrical and mechanical systems has been replaced. FY 2012 proposed funding

will continue systematic replacement as specific building needs arise.

FINANCIAL SUMMARY

	FY 2011	FY 2012	FY 2013	FY 2014	FY 2015	FY 2016	TOTAL FY 2012-2016
FY 2012 PROPOSED	N/A	500,000	-	-	-	-	500,000
FY 2011 ADOPTED	389,500	500,000	-	-	-	N/A	500,000
CHANGE	N/A	-	-	-	-	-	-

OPERATING IMPACT THE REPLACEMENT OF OLDER EQUIPMENT WILL RESULT IN OPERATION COST EFFICIENCIES.

TOTAL PROJECT COST 20,000,000
 PRIOR YEAR FUNDING 4,091,500
 PRIOR YEAR AVAILABLE 773,325
 FY 2012 PROPOSED 500,000
 FY 2013 – FY 2016 PLANNED -
REMAINING NEED 15,408,500

FY 2012 BUDGET DISTRIBUTION	
	AMOUNT
PLANNING/DESIGN	-
ACQUISITION/RELOCATION	-
SITE IMPROVEMENTS	-
CONSTRUCTION	500,000
FURNITURE/FIXTURES/EQUIPMENT	-
OTHER	-
TOTAL	500,000

FUNDING SOURCE(S): GENERAL OBLIGATION BONDS


NOTES:

LIBRARY RETROFIT

CATEGORY: CULTURE & RECREATION
FOCUS AREA: UHICN, EWD
LOCATION: CITYWIDE
EST. COMPLETION DATE: MARCH 2015

DEPARTMENT: PUBLIC WORKS
DEPARTMENT PRIORITY:
FUND: 040
PROJECT #: 230-8219

DESCRIPTION & SCOPE: This project retrofits seven of the City's branch libraries and selected areas of the City's Main Library with state-of-the-art internet/communications service, equipment upgrades, and facility interior upgrades/renovations. Selective exterior work such as lighting and signage is also included as necessary.



PURPOSE: To provide children and adults citywide with state-of-the-art computer and communication services in a modern, pleasant and efficient environment.

HISTORY & KEY MILESTONES: The Library Retrofit project began in FY 2008. Through FY 2011, the North Avenue and Westover Hills Branches & the Main Library Auditorium Lower Level have been completed. Belmont and Hull Street Branch Projects are expected to be completed during FY 2012. FY 2012 proposed and planned appropriations fund the remainder of the planned branch improvements.

FINANCIAL SUMMARY

	FY 2011	FY 2012	FY 2013	FY 2014	FY 2015	FY 2016	TOTAL FY 2012-2016
FY 2012 PROPOSED	N/A	1,000,000	1,000,000	1,000,000	1,200,000	-	4,200,000
FY 2011 ADOPTED	1,617,643	1,942,479	1,396,852	870,553	-	N/A	4,209,884
CHANGE	N/A	(942,479)	(396,852)	129,447	1,200,000	-	(9,884)

OPERATING IMPACT THE BRANCH LIBRARY FACILITY UPGRADES & RENOVATIONS, INCLUDING ADDITIONAL WORK WITH FACILITIES MGMT., WILL RESULT IN OPERATING & MAINTENANCE COST EFFICIENCIES AT EACH FACILITY.

TOTAL PROJECT COST	9,945,680
PRIOR YEAR FUNDING	5,745,680
PRIOR YEAR AVAILABLE	569,745
FY 2012 PROPOSED	1,000,000
FY 2013 – FY 2016 PLANNED	3,200,000
REMAINING NEED	-

FY 2012 BUDGET DISTRIBUTION	
	AMOUNT
PLANNING/DESIGN	150,000
ACQUISITION/RELOCATION	-
SITE IMPROVEMENTS	-
CONSTRUCTION	850,000
FURNITURE/FIXTURES/EQUIPMENT	-
OTHER	-
TOTAL	1,000,000

FUNDING SOURCE(S): GENERAL OBLIGATION BONDS


NOTES:

MAJOR PARKS RENOVATIONS

CATEGORY: CULTURE & RECREATION
FOCUS AREA: UHICN
LOCATION: CITYWIDE
EST. COMPLETION DATE: ONGOING

DEPARTMENT: PARKS & RECREATION
DEPARTMENT PRIORITY:
FUND: 040
PROJECT #: 130-8908

DESCRIPTION & SCOPE: This project funds long-term renovations to the City's major parks including Forest Hill, Bryan, James River, Chimborazo, Kanawha Plaza and Byrd Parks. Improvements and renovations include replacement of and repairs to park grounds, sidewalks, trails, drainage structures, decorative park lighting, lake walls and other park amenities.



PURPOSE: To maintain the function and operational efficiency of the City's major parks and facilities within the existing park system.

HISTORY & KEY MILESTONES: Major improvements funded through this project have included the lake restoration at Forest Hill Park, wall restoration at Young's Pond, restoration of the Azalea Garden Fountain at Bryan Park, and the completed construction of the Landing restroom and concession facility at Fountain Lake in Byrd Park.

FINANCIAL SUMMARY

	FY 2011	FY 2012	FY 2013	FY 2014	FY 2015	FY 2016	TOTAL FY 2012-2016
FY 2012 PROPOSED	N/A	250,000	250,000	500,000	1,000,000	1,000,000	3,000,000
FY 2011 ADOPTED	750,000	750,000	750,000	500,000	-	N/A	2,000,000
CHANGE	N/A	(500,000)	(500,000)	-	1,000,000	1,000,000	1,000,000

OPERATING IMPACT MAJOR IMPROVEMENTS TO EXISTING PARK INFRASTRUCTURE CAN REDUCE PREVENTATIVE MAINTENANCE COSTS OVER TIME.

TOTAL PROJECT COST	ONGOING
PRIOR YEAR FUNDING	3,888,366
PRIOR YEAR AVAILABLE	456,453
FY 2012 PROPOSED	250,000
FY 2013 – FY 2016 PLANNED	2,750,000
REMAINING NEED	ONGOING

FY 2012 BUDGET DISTRIBUTION	
	AMOUNT
PLANNING/DESIGN	-
ACQUISITION/RELOCATION	-
SITE IMPROVEMENTS	-
CONSTRUCTION	250,000
FURNITURE/FIXTURES/EQUIPMENT	-
OTHER	-
TOTAL	250,000

FUNDING SOURCE(S): GENERAL OBLIGATION BONDS

NOTES:

MONROE PARK – RENOVATIONS & RESTORATION

CATEGORY: CULTURE & RECREATION
FOCUS AREA: UHICN
LOCATION: 2
EST. COMPLETION DATE: FY 2016

DEPARTMENT: PARKS & RECREATION
DEPARTMENT PRIORITY:
FUND: 040
PROJECT #: 130-8117

DESCRIPTION & SCOPE: This project renovates and restores Monroe Park, incorporating design plans based on the Monroe Park Master Plan. Improvements include, but are not limited to, public park infrastructure improvements such as lighting, roadways and walkways, as well as utility updates for improved stormwater drainage.



PURPOSE: To continue to support the renovation and restoration of the park area, leveraging grants and donations.

HISTORY & KEY MILESTONES: Established by City Council action in 1851, Monroe Park is the oldest park in the City. Beginning in 2006, the City, working in close affiliation with the Monroe Park Advisory Council, developed the Monroe Park Master Plan. Funding previously appropriated to Monroe Park was used for various park improvements and for the development of construction documents. The FY 2012 proposed and planned appropriations fund the continuation of the park improvements described in the scope of work above.

FINANCIAL SUMMARY

	FY 2011	FY 2012	FY 2013	FY 2014	FY 2015	FY 2016	TOTAL FY 2012-2016
FY 2012 PROPOSED	N/A	-	435,000	1,235,000	-	-	1,670,000
FY 2011 ADOPTED	-	-	-	-	-	N/A	-
CHANGE	N/A	-	435,000	1,235,000	-	-	1,670,000

OPERATING IMPACT THE PARK IMPROVEMENTS WILL NECESSITATE CONTINUED APPROPRIATIONS FOR MAINTENANCE IN THE FUTURE.

TOTAL PROJECT COST	2,770,000
PRIOR YEAR FUNDING	1,100,000
PRIOR YEAR AVAILABLE	285,807
FY 2012 PROPOSED	-
FY 2013 – FY 2016 PLANNED	1,670,000
REMAINING NEED	-

FY 2012 BUDGET DISTRIBUTION	
	AMOUNT
PLANNING/DESIGN	-
ACQUISITION/RELOCATION	-
SITE IMPROVEMENTS	-
CONSTRUCTION	-
FURNITURE/FIXTURES/EQUIPMENT	-
OTHER	-
TOTAL	-

FUNDING SOURCE(S): GENERAL OBLIGATION BONDS

NOTES:

NEIGHBORHOOD PARK RENOVATIONS

CATEGORY: CULTURE & RECREATION
FOCUS AREA: UHICN
LOCATION: CITYWIDE
EST. COMPLETION DATE: ONGOING

DEPARTMENT: PARKS & RECREATION
DEPARTMENT PRIORITY:
FUND: 040
PROJECT #: 130-8907

DESCRIPTION & SCOPE: This project funds urgent and safety related renovations in the City's neighborhood parks and play fields. This project also funds building renovations and site improvements as necessary.



PURPOSE: To provide funding to improve the City's numerous neighborhood parks, ensuring safe and functional play field equipment, hard surface areas lighting, fencing, backstops, restrooms, park houses, park amenities, and green space including turf reconditioning and grading.

HISTORY & KEY MILESTONES: Since FY 2008 improvements have included upgrades and replacement of playgrounds at neighborhood park sites, and upgrades to the tennis, basketball and ball fields throughout the City of Richmond

which resulted in the City's "Best Tennis Town" award in September 2010. FY 2012 five-year plan appropriations will fund continued infrastructure improvements throughout the City's neighborhood parks.

FINANCIAL SUMMARY

	FY 2011	FY 2012	FY 2013	FY 2014	FY 2015	FY 2016	TOTAL FY 2012-2016
FY 2012 PROPOSED	N/A	435,000	550,000	250,000	500,000	750,000	2,485,000
FY 2011 ADOPTED	750,000	750,000	750,000	750,000	750,000	N/A	3,000,000
CHANGE	N/A	(315,000)	(200,000)	(500,000)	(250,000)	750,000	(515,000)

OPERATING IMPACT MAJOR IMPROVEMENTS TO EXISTING PARK INFRASTRUCTURE CAN REDUCE PREVENTATIVE MAINTENANCE COSTS OVER TIME.

TOTAL PROJECT COST	ONGOING
PRIOR YEAR FUNDING	4,632,740
PRIOR YEAR AVAILABLE	2,008,719
FY 2012 PROPOSED	435,000
FY 2013 – FY 2016 PLANNED	2,300,000
REMAINING NEED	ONGOING

FY 2012 BUDGET DISTRIBUTION	
	AMOUNT
PLANNING/DESIGN	-
ACQUISITION/RELOCATION	-
SITE IMPROVEMENTS	-
CONSTRUCTION	435,000
FURNITURE/FIXTURES/EQUIPMENT	-
OTHER	-
TOTAL	435,000

FUNDING SOURCE(S): GENERAL OBLIGATION BONDS

NOTES:

PARKS AND RECREATION BUILDING MAINTENANCE

CATEGORY: CULTURE & RECREATION
FOCUS AREA: UHICN
LOCATION: CITYWIDE
EST. COMPLETION DATE: ONGOING

DEPARTMENT: PARKS & RECREATION
DEPARTMENT PRIORITY:
FUND: 040
PROJECT #: 130-8115

DESCRIPTION & SCOPE: This project funds the capital maintenance, repairs and improvements to the parks and recreation facility buildings throughout the city. Improvements include roof repair and replacement, HVAC repair and replacement, plumbing, safety improvements and other general infrastructure improvements as necessary.



PURPOSE: To repair, improve and maintain the City's existing parks and recreation building facilities throughout the City.

HISTORY & KEY MILESTONES: This project has historically funded significant maintenance, repairs and improvements to each of the City's parks and recreation facilities. FY 2012 proposed and planned appropriations will fund continued maintenance of the facilities.

FINANCIAL SUMMARY

	FY 2011	FY 2012	FY 2013	FY 2014	FY 2015	FY 2016	TOTAL FY 2012-2016
FY 2012 PROPOSED	N/A	250,000	250,000	250,000	250,000	375,000	1,375,000
FY 2011 ADOPTED	450,000	375,000	300,000	250,000	150,000	N/A	1,075,000
CHANGE	N/A	(125,000)	(50,000)	-	100,000	375,000	300,000

OPERATING IMPACT MAJOR IMPROVEMENTS TO EXISTING PARK INFRASTRUCTURE CAN REDUCE PREVENTATIVE MAINTENANCE COSTS OVER TIME.

TOTAL PROJECT COST	5,409,801
PRIOR YEAR FUNDING	4,034,801
PRIOR YEAR AVAILABLE	182,662
FY 2012 PROPOSED	250,000
FY 2013 – FY 2016 PLANNED	1,125,000
REMAINING NEED	-

FY 2012 BUDGET DISTRIBUTION	
	AMOUNT
PLANNING/DESIGN	-
ACQUISITION/RELOCATION	-
SITE IMPROVEMENTS	-
CONSTRUCTION	250,000
FURNITURE/FIXTURES/EQUIPMENT	-
OTHER	-
TOTAL	250,000

FUNDING SOURCE(S): GENERAL OBLIGATION BONDS

NOTES:

SWIMMING POOLS PROJECTS

CATEGORY: CULTURE & RECREATION
FOCUS AREA: UHICN
LOCATION: CITYWIDE
EST. COMPLETION DATE: ONGOING

DEPARTMENT: PARKS AND RECREATION
DEPARTMENT PRIORITY:
FUND: 040
PROJECT #: 130-8180

DESCRIPTION & SCOPE: This capital project consists of extensive repairs and renovations to the outdoor swimming pools. It will provide updated equipment for the lifeguards as well as an aesthetically pleasing environment for participants and staff.



PURPOSE: To renovate the City's outdoor swimming pools. These renovations will include the pool house, equipment room and all associated equipment, pool deck, pool tank, and lifeguard equipment.

HISTORY & KEY MILESTONES: This project has been funded continuously over time. Because of the corrosive nature of swimming pools, their high use and associated vandalism of these facilities, it is imperative that renovations be ongoing. Currently underway is a major engineering project to renovate Battery Park and

Fairmount Pools. Additional funding will assist in addressing future needs and improvement at these and other sites including the introduction of spray pad facilities.

FINANCIAL SUMMARY

	FY 2011	FY 2012	FY 2013	FY 2014	FY 2015	FY 2016	TOTAL FY 2012-2016
FY 2012 PROPOSED	N/A	250,000	250,000	250,000	250,000	250,000	1,250,000
FY 2011 ADOPTED	-	250,000	250,000	250,000	250,000	N/A	1,000,000
CHANGE	N/A	-	-	-	-	250,000	250,000

OPERATING IMPACT MAJOR IMPROVEMENTS TO EXISTING POOLS WILL REDUCE MAINTENANCE COSTS BY PROVIDING NEWER AND UPDATED FACILITIES AND EQUIPMENT.

TOTAL PROJECT COST	5,867,300
PRIOR YEAR FUNDING	4,617,300
PRIOR YEAR AVAILABLE	641,566
FY 2012 PROPOSED	250,000
FY 2013 – FY 2016 PLANNED	1,000,000
REMAINING NEED	-

FY 2012 BUDGET DISTRIBUTION	
	AMOUNT
PLANNING/DESIGN	-
ACQUISITION/RELOCATION	-
SITE IMPROVEMENTS	-
CONSTRUCTION	150,000
FURNITURE/FIXTURES/EQUIPMENT	100,000
OTHER	-
TOTAL	250,000

FUNDING SOURCE(S): GENERAL OBLIGATION BONDS

NOTES:

Economic & Community Development



CARYTOWN GATEWAY IMPROVEMENTS

CATEGORY: ECONOMIC & COMMUNITY DEVELOPMENT
FOCUS AREA: EG
LOCATION: 5
EST. COMPLETION DATE: DECEMBER 2011

DEPARTMENT: ECONOMIC & COMMUNITY DEV
DEPARTMENT PRIORITY:
FUND: 010
PROJECT #: 500-8906

DESCRIPTION & SCOPE: This project is a two phase project that creates a new and improved Carytown Gateway at the Thompson and Cary Streets intersection. The work includes: clearing of the land; grading the site; and installing landscaping, retaining walls and sidewalk improvements.



PURPOSE: To create and complete a gateway that improves a premier commercial district, retains and attracts businesses thereby securing the City's sales tax in this district.

HISTORY & KEY MILESTONES: The first phase of this project, design, fabrication and installation of the Carytown gateway sign, was funded in FY 2011. The FY 2012 proposed appropriation funds the completion of the project.

FINANCIAL SUMMARY

	FY 2011	FY 2012	FY 2013	FY 2014	FY 2015	FY 2016	TOTAL FY 2012-2016
FY 2012 PROPOSED	N/A	220,000	-	-	-	-	220,000
FY 2011 ADOPTED	100,000	-	-	-	-	N/A	-
CHANGE	N/A	220,000	-	-	-	-	220,000

OPERATING IMPACT Ongoing maintenance of the gateway will be necessary upon completion of the project.

TOTAL PROJECT COST	458,212
PRIOR YEAR FUNDING	238,212
PRIOR YEAR AVAILABLE	98,248
FY 2012 PROPOSED	220,000
FY 2013 – FY 2016 PLANNED	-
REMAINING NEED	-

FY 2012 BUDGET DISTRIBUTION	
	AMOUNT
PLANNING/DESIGN	-
ACQUISITION/RELOCATION	-
SITE IMPROVEMENTS	220,000
CONSTRUCTION	-
FURNITURE/FIXTURES/EQUIPMENT	-
OTHER	-
TOTAL	220,000

FUNDING SOURCE(s): GENERAL OBLIGATION BONDS

NOTES:

CORRIDOR/GATEWAY BLIGHT ABATEMENT

CATEGORY: ECONOMIC & COMMUNITY DEVELOPMENT
FOCUS AREA: UHICN
LOCATION: CITYWIDE
EST. COMPLETION DATE: ONGOING

DEPARTMENT: PLANNING & DEV REVIEW
DEPARTMENT PRIORITY:
FUND: 040
PROJECT #: 500-8177

DESCRIPTION & SCOPE: This project provides physical improvements within the existing public right-of-way and on adjacent properties in distressed corridors throughout the City, such as Nine Mile Road, North 25th Street, Jefferson Davis Highway. Other areas, such as Broad Street, Hull Street and North Boulevard are also included in this project.



PURPOSE: To address and remediate blight along distressed and under-invested corridors and gateways, creating highly-visible physical improvements and providing a more conducive environment for commerce and economic growth.

HISTORY & KEY MILESTONES: Project funding was initially approved by City Council in FY 2010. This project is a key priority in the City's Unique and Inclusive Neighborhoods Focus Area.

FINANCIAL SUMMARY

	FY 2011	FY 2012	FY 2013	FY 2014	FY 2015	FY 2016	TOTAL FY 2012-2016
FY 2012 PROPOSED	N/A	200,000	200,000	200,000	200,000	200,000	1,000,000
FY 2011 ADOPTED	100,000	100,000	100,000	100,000	200,000	N/A	500,000
CHANGE	N/A	100,000	100,000	100,000	-	200,000	500,000

OPERATING IMPACT ANY PHYSICAL IMPROVEMENTS WITHIN THE PUBLIC RIGHT-OFWAY WILL REQUIRE PERIODIC MAINTENANCE.

TOTAL PROJECT COST 1,200,000
 PRIOR YEAR FUNDING 200,000
 PRIOR YEAR AVAILABLE 200,000
 FY 2012 PROPOSED 200,000
 FY 2013 – FY 2016 PLANNED 800,000
REMAINING NEED -

FY 2012 BUDGET DISTRIBUTION	
	AMOUNT
PLANNING/DESIGN	-
ACQUISITION/RELOCATION	200,000
SITE IMPROVEMENTS	-
CONSTRUCTION	-
FURNITURE/FIXTURES/EQUIPMENT	-
OTHER	-
TOTAL	200,000

FUNDING SOURCE(S): GENERAL OBLIGATION BONDS

NOTES:

DEMOLITION & BLIGHT ABATEMENT

CATEGORY: ECONOMIC & COMMUNITY DEVELOPMENT
FOCUS AREA: UHICN
LOCATION: CITYWIDE
EST. COMPLETION DATE: ONGOING

DEPARTMENT: ECON. & COMM. DEV/RRHA
DEPARTMENT PRIORITY:
FUND: 040
PROJECT #: 500-8766

DESCRIPTION & SCOPE: This project provides funds to remove, demolish and/or board buildings that are blighted and or uninhabitable and create safety issues for the community and adjacent structures.



PURPOSE: To remove blighted and/or uninhabitable buildings or structures and to address and remediate blight, creating highly-visible physical improvements, increasing community safety and providing a more conducive environment for commerce and economic growth.

HISTORY & KEY MILESTONES: Project has previously been funded in the capital project utilizing General Obligation Bonds. The FY 2012 Proposed and planned project amounts are funded with pay-as-you-go cash committed from FY 2011 budgetary surplus.

FINANCIAL SUMMARY

	FY 2011	FY 2012	FY 2013	FY 2014	FY 2015	FY 2016	TOTAL FY 2012-2016
FY 2012 PROPOSED	N/A	400,000	400,000	-	-	-	800,000
FY 2011 ADOPTED	-	-	-	-	-	N/A	-
CHANGE	N/A	400,000	400,000	-	-	-	800,000

OPERATING IMPACT ANY PHYSICAL IMPROVEMENTS WITHIN THE PUBLIC RIGHT-OFWAY WILL REQUIRE PERIODIC MAINTENANCE.

TOTAL PROJECT COST	ONGOING
PRIOR YEAR FUNDING	5,600,000
PRIOR YEAR AVAILABLE	588,931
FY 2012 PROPOSED	400,000
FY 2013 – FY 2016 PLANNED	400,000
REMAINING NEED	ONGOING

FY 2012 BUDGET DISTRIBUTION	
	AMOUNT
PLANNING/DESIGN	-
ACQUISITION/RELOCATION	-
SITE IMPROVEMENTS	-
CONSTRUCTION	-
FURNITURE/FIXTURES/EQUIPMENT	-
OTHER	400,000
TOTAL	-

FUNDING SOURCE(S): PAY-AS-YOU-GO CASH

NOTES:

DOVE STREET REDEVELOPMENT

CATEGORY: ECONOMIC & COMMUNITY DEVELOPMENT
FOCUS AREA: UHICN
LOCATION: 6
EST. COMPLETION DATE: 2015

DEPARTMENT: ECON. & COMM. DEV/RRHA
DEPARTMENT PRIORITY:
FUND: 040
PROJECT #: 500-8108

DESCRIPTION & SCOPE: This project develops street, alley, water, sewer, and drainage infrastructure improvements necessary in support of the redevelopment of the Dove Street area.



PURPOSE: To create a high-quality mixed-income community on one of the largest development opportunity sites in the north side of the city in support of the City's Unique and Inclusive Neighborhoods Focus Area.

HISTORY & KEY MILESTONES: This project is a coordinated effort between the City, the Richmond Redevelopment and Housing Authority and several other entities. The Dove Street redevelopment project area is approximately 52 acres. Through FY 2011, work has included demolition of Carrington Gardens-Northridge apartment complex and master planning. RRHA has a master development agreement with

Crosland, LLC to undertake redevelopment.

FINANCIAL SUMMARY

	FY 2011	FY 2012	FY 2013	FY 2014	FY 2015	FY 2016	TOTAL FY 2012-2016
FY 2012 PROPOSED	N/A	-	1,500,000	-	500,000	-	2,000,000
FY 2011 ADOPTED	500,000	1,000,000	1,000,000	-	-	N/A	2,000,000
CHANGE	N/A	(1,000,000)	500,000	-	500,000	-	-

OPERATING IMPACT INCREASED REAL ESTATE TAX REVENUE IS ANTICIPATED UPON COMPLETION OF THE DOVE STREET REDEVELOPMENT PROJECT.

TOTAL PROJECT COST	3,500,000
PRIOR YEAR FUNDING	1,500,000
PRIOR YEAR AVAILABLE	642,915
FY 2012 PROPOSED	-
FY 2013 – FY 2016 PLANNED	2,000,000
REMAINING NEED	-

FY 2012 BUDGET DISTRIBUTION	
	AMOUNT
PLANNING/DESIGN	-
ACQUISITION/RELOCATION	-
SITE IMPROVEMENTS	-
CONSTRUCTION	-
FURNITURE/FIXTURES/EQUIPMENT	-
OTHER	-
TOTAL	-

FUNDING SOURCE(S): GENERAL OBLIGATION BONDS

NOTES:

EASTVIEW INITIATIVE

CATEGORY: ECONOMIC & COMMUNITY DEVELOPMENT
FOCUS AREA: UHICN
LOCATION: TBD
EST. COMPLETION DATE: TBD

DEPARTMENT: ECONOMIC & COMMUNITY DEV
DEPARTMENT PRIORITY:
FUND: 040
PROJECT #: NEW

DESCRIPTION & SCOPE: This project provides funds to design and construct renovations and improvements to the Seven Hills Nursing facility for the purpose of creating a centralized source for city services that increases and diversifies key amenities in targeted neighborhoods.



PURPOSE: To repurpose existing facilities in order to provide library, recreational, health, and social services, amongst others, to targeted neighborhoods.

HISTORY & KEY MILESTONES: This is a new project that will be completed in multiple phases. Major milestones include, but are not limited to, provision of renovations to existing city facilities to make the existing facility suitable for use as a one-stop satellite office with various city services.

FINANCIAL SUMMARY

	FY 2011	FY 2012	FY 2013	FY 2014	FY 2015	FY 2016	TOTAL FY 2012-2016
FY 2012 PROPOSED	N/A	750,000	450,000	-	-	-	1,200,000
FY 2011 ADOPTED	-	-	-	-	-	N/A	-
CHANGE	N/A	750,000	450,000	-	-	-	1,200,000

OPERATING IMPACT

TOTAL PROJECT COST	1,200,000
PRIOR YEAR FUNDING	-
PRIOR YEAR AVAILABLE	-
FY 2012 PROPOSED	750,000
FY 2013 – FY 2016 PLANNED	450,000
REMAINING NEED	-

FY 2012 BUDGET DISTRIBUTION	
	AMOUNT
PLANNING/DESIGN	--
ACQUISITION/RELOCATION	-
SITE IMPROVEMENTS	-
CONSTRUCTION	750,000
FURNITURE/FIXTURES/EQUIPMENT	-
OTHER	-
TOTAL	750,000

FUNDING SOURCE(S): GENERAL OBLIGATION BONDS

NOTES: The Eastview initiative is a new project that was added to reflect the incorporation of focus area initiatives into the City's recommended capital improvement plan.

INTERMEDIATE TERMINAL RIVERFRONT PUBLIC ACCESS

CATEGORY: ECONOMIC & COMMUNITY DEVELOPMENT
FOCUS AREA: EG
LOCATION: 7
EST. COMPLETION DATE: ONGOING

DEPARTMENT: ECONOMIC & COMMUNITY DEV
DEPARTMENT PRIORITY:
FUND: 040
PROJECT #: 500-8001

DESCRIPTION & SCOPE: This project improves the riverfront access through structural improvements to existing infrastructure.



PURPOSE: To enhance existing public access to the City's Riverfront through the development of City-owned land.

HISTORY & KEY MILESTONES: Providing increased public access to the riverfront is one of the goals in the City's Downtown Master Plan. The Intermediate Terminal Dock has been host to several nautical festivals to include the celebration of the 400th anniversary of Jamestown and exploration of the area that would become Richmond VA. The site has also been used by Eagle Cruises, as well as local fishermen.

FINANCIAL SUMMARY

	FY 2011	FY 2012	FY 2013	FY 2014	FY 2015	FY 2016	TOTAL FY 2012-2016
FY 2012 PROPOSED	N/A	750,000	-	-	-	-	750,000
FY 2011 ADOPTED	350,000	750,000	-	-	-	N/A	750,000
CHANGE	N/A	-	-	-	-	-	-

OPERATING IMPACT

TOTAL PROJECT COST	1,100,000
PRIOR YEAR FUNDING	350,000
PRIOR YEAR AVAILABLE	350,000
FY 2012 PROPOSED	750,000
FY 2013 – FY 2016 PLANNED	-
REMAINING NEED	-

FY 2012 BUDGET DISTRIBUTION	
	AMOUNT
PLANNING/DESIGN	100,000
ACQUISITION/RELOCATION	-
SITE IMPROVEMENTS	650,000
CONSTRUCTION	-
FURNITURE/FIXTURES/EQUIPMENT	-
OTHER	-
TOTAL	750,000

FUNDING SOURCE(S): GENERAL OBLIGATION BONDS

NOTES:

MAIN STREET STATION MULTIMODAL TRANSPORTATION CENTER

CATEGORY: ECONOMIC & COMMUNITY DEVELOPMENT
FOCUS AREA: TRANS., EG
LOCATION: 6
EST. COMPLETION DATE: FY 2014

DEPARTMENT: ECONOMIC & COMMUNITY DEV
DEPARTMENT PRIORITY:
FUND: 040
PROJECT #: 210-8612

DESCRIPTION & SCOPE: To complete the full restoration of Main Street Station Multimodal Transportation Center serving Amtrak, GRTC and alternative modes in downtown. Restoration efforts include the shed and seaboard buildings, passenger platforms, and extension of Franklin Street.



PURPOSE: To complete the full restoration of the Main Street Station Multimodal Transportation Center building.

HISTORY & KEY MILESTONES: Main Street Station and high speed rail have been high priority projects for the City and Richmond region for almost two decades. The station's opening in 2003 brought passenger train service back to Richmond after a 28 year hiatus. \$63.5 million in federal and state funding has been secured for the entire project through FY 2011. The FY 2012 proposed and planned appropriations match a \$3.8 million federal grant. The project will be completed in FY 2014.

FINANCIAL SUMMARY

	FY 2011	FY 2012	FY 2013	FY 2014	FY 2015	FY 2016	TOTAL FY 2012-2016
FY 2012 PROPOSED	N/A	479,346	479,346	-	-	-	958,692
FY 2011 ADOPTED	-	-	-	-	-	N/A	-
CHANGE	N/A	479,346	479,346	-	-	-	958,692

OPERATING IMPACT OPERATIONS ARE BUDGETED IN GENERAL FUND. STATION DEVELOPMENT WILL OFFSET EXPENSES.

TOTAL PROJECT COST	58,160,630
PRIOR YEAR FUNDING	57,201,944
PRIOR YEAR AVAILABLE	16,661,898
FY 2012 PROPOSED	479,346
FY 2013 – FY 2016 PLANNED	479,346
REMAINING NEED	-

FY 2012 BUDGET DISTRIBUTION	
	AMOUNT
PLANNING/DESIGN	-
ACQUISITION/RELOCATION	-
SITE IMPROVEMENTS	-
CONSTRUCTION	479,346
FURNITURE/FIXTURES/EQUIPMENT	-
OTHER	-
TOTAL	479,346

FUNDING SOURCE(S): GENERAL OBLIGATION BONDS

NOTES:

NEIGHBORHOODS IN BLOOM

CATEGORY: ECONOMIC & COMMUNITY DEVELOPMENT
FOCUS AREA: UHICN, EG
LOCATION: CITYWIDE
EST. COMPLETION DATE: ONGOING

DEPARTMENT: ECONOMIC & COMMUNITY DEV
DEPARTMENT PRIORITY:
FUND: 040
PROJECT #: 500-8105

DESCRIPTION & SCOPE: The project supports ongoing revitalization efforts, enhancing pedestrian and vehicular safety, funding infrastructure projects such as sidewalks, curbs, lighting, and street improvements.



PURPOSE: To provide infrastructure investment in select neighborhoods in order to increase neighborhoods attractiveness to private investments and create opportunities for residential development.

HISTORY & KEY MILESTONES: Street and sidewalk infrastructure improvements have been funded with this project over a number of years. The FY

2012 proposed and planned appropriations will fund continued improvements throughout targeted areas of the City.

FINANCIAL SUMMARY

	FY 2011	FY 2012	FY 2013	FY 2014	FY 2015	FY 2016	TOTAL FY 2012-2016
FY 2012 PROPOSED	N/A	100,000	100,000	100,000	100,000	100,000	500,000
FY 2011 ADOPTED	300,000	300,000	400,000	400,000	400,000	N/A	1,500,000
CHANGE	N/A	(200,000)	(300,000)	(300,000)	(300,000)	100,000	(1,000,000)

OPERATING IMPACT

TOTAL PROJECT COST	ONGOING
PRIOR YEAR FUNDING	5,051,125
PRIOR YEAR AVAILABLE	957,448
FY 2012 PROPOSED	100,000
FY 2013 – FY 2016 PLANNED	400,000
REMAINING NEED	ONGOING

FY 2012 BUDGET DISTRIBUTION	
	AMOUNT
PLANNING/DESIGN	-
ACQUISITION/RELOCATION	-
SITE IMPROVEMENTS	--
CONSTRUCTION	100,000
FURNITURE/FIXTURES/EQUIPMENT	-
OTHER	-
TOTAL	100,000

FUNDING SOURCE(S): GENERAL OBLIGATION BONDS

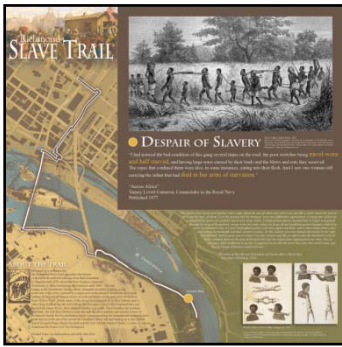
NOTES:

SLAVE TRAIL

CATEGORY: ECONOMIC & COMMUNITY DEVELOPMENT
FOCUS AREA: UHICN, EWD, EG
LOCATION: 6, 7
EST. COMPLETION DATE: ONGOING

DEPARTMENT: ECONOMIC & COMMUNITY DEV
DEPARTMENT PRIORITY:
FUND: 010
PROJECT #: 500-8118

DESCRIPTION & SCOPE: This project installs trail markers to improve the identification of the path between the historic marker locations, construct improvements to the trail at stream bed crossings in the Manchester area, and bridge structure for improved, continue and safe access along the trail. The project also includes the design and construction of a protective building enclosure for the Lumpkin's Jail archeological excavation and the design and construction of structural improvements for the Negro Burial Ground memorial and commemorative landscape features.



PURPOSE: To educate the global community regarding slavery, provide a more inclusive history of the city, advance cultural tourism and increase the city's tourism tax base.

HISTORY & KEY MILESTONES: Through FY 2011, the Slave Trail marker project will be completed at a total cost of approximately \$150,000. The Slave Trail Commission has also contracted with a museum development consultant to advance the conceptual design of the Slavery Museum. FY 2012 Proposed and planned appropriations will fund renovations to the Winfree Slave Cottage, continued improvements to the trail and design and construction of the slave museum.

FINANCIAL SUMMARY

	FY 2011	FY 2012	FY 2013	FY 2014	FY 2015	FY 2016	TOTAL FY 2012-2016
FY 2012 PROPOSED	N/A	100,000	-	-	-	-	100,000
FY 2011 ADOPTED	200,000	100,000	-	-	-	N/A	100,000
CHANGE	N/A	-	-	-	-	-	-

OPERATING IMPACT

TOTAL PROJECT COST	1,560,000
PRIOR YEAR FUNDING	1,460,000
PRIOR YEAR AVAILABLE	128,036
FY 2012 PROPOSED	100,000
FY 2013 – FY 2016 PLANNED	-
REMAINING NEED	-

FY 2012 BUDGET DISTRIBUTION	
	AMOUNT
PLANNING/DESIGN	-
ACQUISITION/RELOCATION	-
SITE IMPROVEMENTS	100,000
CONSTRUCTION	-
FURNITURE/FIXTURES/EQUIPMENT	-
OTHER	-
TOTAL	100,000

FUNDING SOURCE(S): GENERAL OBLIGATION BONDS

NOTES:

Education



SCHOOL PLANNING & CONSTRUCTION

CATEGORY: EDUCATION

FOCUS AREA: EWD

LOCATION: CITYWIDE

EST. COMPLETION DATE: MAY 2015

DEPARTMENT: PUBLIC WORKS

DEPARTMENT PRIORITY:

FUND: 040

PROJECT #: 230-8198

DESCRIPTION & SCOPE: This project funds the design and construction of four new schools: Broad Rock Elementary School, Oak Grove Elementary School, Martin Luther King, Jr. Middle School, and Huguenot High School. Combined, these four school will serve approximately 3,500 Richmond students.



PURPOSE: To replace four existing school facilities with modern facilities that will also serve as assets to the community at large.

HISTORY & KEY MILESTONES: The schools selected for replacement date back as far as 1937. Through FY 2011, ground has been broken on both elementary schools. Design is underway on Martin Luther King, Jr. Middle School and Huguenot High School. Groundbreaking for both the middle school and high school are planned for August 2011. The elementary schools are anticipated to open to students in the fall of 2012. Opening of the middle and high schools are planned for September 2013 and September 2014, respectively.

FINANCIAL SUMMARY

	FY 2011	FY 2012	FY 2013	FY 2014	FY 2015	FY 2016	TOTAL FY 2012-2016
FY 2012 PROPOSED	N/A	34,081,869	18,559,181	19,800,000	9,776,261	-	82,217,311
FY 2011 ADOPTED	29,777,590	34,081,869	18,559,181	19,800,000	9,776,261	N/A	82,217,311
CHANGE	N/A	-	-	-	-	-	-

OPERATING IMPACT THE REPLACEMENT OF THESE OUTDATED SCHOOLS WILL RESULT IN SUBSTANTIAL OPERATIONAL AND MAINTENANCE COST EFFICIENCIES AT EACH FACILITY.

TOTAL PROJECT COST	149,707,647
PRIOR YEAR FUNDING	67,490,336
PRIOR YEAR AVAILABLE	51,168,958
FY 2012 PROPOSED	34,081,869
FY 2013 – FY 2016 PLANNED	48,135,442
REMAINING NEED	-

FY 2012 BUDGET DISTRIBUTION	
	AMOUNT
PLANNING/DESIGN	520,287
ACQUISITION/RELOCATION	-
SITE IMPROVEMENTS	-
CONSTRUCTION	28,466,653
FURNITURE/FIXTURES/EQUIPMENT	1,222,260
OTHER	3,808,669
TOTAL	34,081,869

FUNDING SOURCE(S): GENERAL OBLIGATION BONDS

NOTES:

SCHOOL MAINTENANCE

CATEGORY: EDUCATION
FOCUS AREA: CSWB, EWD
LOCATION: CITYWIDE
EST. COMPLETION DATE: ONGOING

DEPARTMENT: RICHMOND PUBLIC SCHOOLS
DEPARTMENT PRIORITY:
FUND: 010
PROJECT #: 780-8111

DESCRIPTION & SCOPE: This project provides improvements to maintain and upgrade the City's educational facilities. Improvements include: replacement of cooling towers, boilers, rooftop and air handling units; the addition of energy efficient lighting; upgraded power infrastructure to support 21st Century technology; replacement of roofs, asbestos flooring, ceiling tiles, and single-pane windows; and replacement and repair of asphalt surfaces, playgrounds, and running tracks.



PURPOSE: To maintain a learning environment that supports the highest quality educational standards available to the students of the City of Richmond. Additionally, these projects will improve the function and operational efficiency of over 60 school facilities, prolonging the useful life of their structures and systems.

HISTORY & KEY MILESTONES: Through FY 2011, this project has provided numerous improvements to building and facilities throughout the school system, including, but not limited to, roof repairs and replacement, boiler and cooling tower repair and replacement, HVAC repair and replacement and electrical modifications to enable the buildings to support changing information technology infrastructure. FY 2012 proposed and planned funding will continue to fund similar projects in the future.

FINANCIAL SUMMARY

	FY 2011	FY 2012	FY 2013	FY 2014	FY 2015	FY 2016	TOTAL FY 2012-2016
FY 2012 PROPOSED	N/A	400,550	500,000	500,000	500,000	500,000	2,400,550
FY 2011 ADOPTED	2,960,000	400,550	500,000	500,000	500,000	N/A	1,900,550
CHANGE	N/A	-	-	-	-	500,000	500,000

OPERATING IMPACT FACILITY UPGRADES WILL PROVIDE QUALITY LEARNING ENVIRONMENTS FOR THE STUDENTS OF THE CITY OF RICHMOND WITH THE ADDED BENEFIT OF ACHIEVING OPERATIONAL COST EFFICIENCIES.

TOTAL PROJECT COST	ONGOING
PRIOR YEAR FUNDING	62,828,593
PRIOR YEAR AVAILABLE	3,729,373
FY 2012 PROPOSED	400,550
FY 2013 – FY 2016 PLANNED	2,000,000
REMAINING NEED	ONGOING

FY 2012 BUDGET DISTRIBUTION	
	AMOUNT
PLANNING/DESIGN	
ACQUISITION/RELOCATION	
SITE IMPROVEMENTS	
CONSTRUCTION	400,550
FURNITURE/FIXTURES/EQUIPMENT	
OTHER	
TOTAL	

FUNDING SOURCE(S): GENERAL OBLIGATION BONDS

NOTES:

SCHOOLS ADA COMPLIANCE

CATEGORY: EDUCATION
FOCUS AREA: CSWB, EWD
LOCATION: CITYWIDE
EST. COMPLETION DATE: ONGOING

DEPARTMENT: RICHMOND PUBLIC SCHOOLS
DEPARTMENT PRIORITY:
FUND: 010
PROJECT #: 780-8103

DESCRIPTION & SCOPE: Per a Settlement Agreement entered into as of January 2006, Richmond Public Schools (RPS) is obligated to remediate various schools to comply with disability laws (Americans with Disabilities Act [ADA] of 1990). In the remaining years of the project, RPS will remediate approximately 115 projects, consisting of elevators, auditorium lifts or ramps, toilets, fire alarm systems and playgrounds.



PURPOSE: To ensure that persons with disabilities have access to all RPS programs, services and activities and to meet all Federal ADA mandates.

HISTORY & KEY MILESTONES: The ADA assures persons with disabilities access to all programs and services provided by state and local government agencies. In FY2009, the City of Richmond began allocating funding, via ordinance, specifically for ADA remediation projects. RPS completed approximately 125 projects during the first two years of the agreement. Completion of all remaining projects is anticipated by the close of FY 2015.

FINANCIAL SUMMARY

	FY 2011	FY 2012	FY 2013	FY 2014	FY 2015	FY 2016	TOTAL FY 2012-2016
FY 2012 PROPOSED	N/A	2,000,000	2,000,000	2,000,000	2,700,000	-	8,700,000
FY 2011 ADOPTED	3,112,480	3,000,000	3,000,000	500,000	400,000	N/A	6,900,000
CHANGE	N/A	(1,000,000)	(1,000,000)	1,500,000	2,300,000	-	1,800,000
OPERATING IMPACT	FACILITY RENOVATIONS WILL RESULT IN COMPLIANCE WITH FEDERAL MANDATES AND THE PENDING LAW SUIT UNDER THE AMERICANS WITH DISABILITIES ACT.						

TOTAL PROJECT COST	25,272,717
PRIOR YEAR FUNDING	16,572,717
PRIOR YEAR AVAILABLE	4,920,252
FY 2012 PROPOSED	2,000,000
FY 2013 – FY 2016 PLANNED	6,700,000
REMAINING NEED	-

FY 2012 BUDGET DISTRIBUTION	
	AMOUNT
PLANNING/DESIGN	200,000
ACQUISITION/RELOCATION	-
SITE IMPROVEMENTS	-
CONSTRUCTION	1,800,000
FURNITURE/FIXTURES/EQUIPMENT	-
OTHER	-
TOTAL	2,000,000

FUNDING SOURCE(S): GENERAL OBLIGATION BONDS

NOTES:

Public Safety



800 MHz RADIO SYSTEM UPDATE AND EQUIPMENT REPLACEMENT

CATEGORY: PUBLIC SAFETY
FOCUS AREA: CSWB
LOCATION: CITYWIDE
EST. COMPLETION DATE: FY 2016

DEPARTMENT: PUBLIC WORKS
DEPARTMENT PRIORITY:
FUND: 040
PROJECT #: NEW

DESCRIPTION & SCOPE: This project funds the coordinated updates to and replacement of the City’s existing 800 MHz radio system.



PURPOSE: To complete a needs assessment in coordination with the Chesterfield and Henrico Counties followed by a system upgrade and replacement that will address the City’s public safety communication needs as the current system reaches the end of its useful life. Replacement of the existing, older, unsupported equipment will result in the City of Richmond’s ability to provide mission critical voice communications to its public safety users.

HISTORY & KEY MILESTONES: The current radio network was purchased in the late 1990s as part of a regional initiative to improve regional cooperation and interoperability among Richmond-area public safety users. FY 2012 proposed appropriations will enable to City to fund the initial replacement efforts, including a complete needs assessment, with Henrico and Chesterfield Counties.

FINANCIAL SUMMARY

	FY 2011	FY 2012	FY 2013	FY 2014	FY 2015	FY 2016	TOTAL FY 2012-2016
FY 2012 PROPOSED	N/A	500,000	-	-	-	865,000	1,365,000
FY 2011 ADOPTED	N/A	N/A	N/A	N/A	N/A	N/A	N/A
CHANGE	N/A	500,000	-	-	-	-	1,365,000

OPERATING IMPACT

TOTAL PROJECT COST	TBD
PRIOR YEAR FUNDING	-
PRIOR YEAR AVAILABLE	-
FY 2012 PROPOSED	500,000
FY 2013 – FY 2016 PLANNED	865,000
REMAINING NEED	TBD

FY 2012 BUDGET DISTRIBUTION	
	AMOUNT
PLANNING/DESIGN	500,000
ACQUISITION/RELOCATION	-
SITE IMPROVEMENTS	-
CONSTRUCTION	-
FURNITURE/FIXTURES/EQUIPMENT	-
OTHER	-
TOTAL	500,000

FUNDING SOURCE(S): GENERAL OBLIGATION BONDS

NOTES:

CITY JAIL

CATEGORY: PUBLIC SAFETY
FOCUS AREA: CSWB, SNE, WMG
LOCATION: CITYWIDE
EST. COMPLETION DATE: FY 2012

DEPARTMENT: PUBLIC WORKS
DEPARTMENT PRIORITY:
FUND: 040
PROJECT #: 230-8157

DESCRIPTION & SCOPE: This project will replace and upgrade critical building systems at the City Jail, including the electrical system, egress lighting, freight elevator system, sprinkler system, fire alarm system, cooling system, and plumbing system.



PURPOSE: To maintain the function and operational efficiency of the City Jail.

HISTORY & KEY MILESTONES: Construction of the City Jail was completed in 1965. The age of the current facility presents serious operating and infrastructure maintenance problems. Thirty percent of the mechanical piping systems has been replaced; continued funding is required to complete the project.

The process for design and construction of a new City Jail facility is underway. However, replacements of and upgrades to the building systems of the current facility are needed to meet code requirements and maintain operational functionality of the current facility until construction of the new facility is completed.

FINANCIAL SUMMARY

	FY 2011	FY 2012	FY 2013	FY 2014	FY 2015	FY 2016	TOTAL FY 2012-2016
FY 2012 PROPOSED	N/A	250,000	-	-	-	-	250,000
FY 2011 ADOPTED	250,000	250,000	-	-	-	N/A	250,000
CHANGE	N/A	-	-	-	-	-	-

OPERATING IMPACT THE REPLACEMENT OF OLDER EQUIPMENT WILL RESULT IN OPERATION COST EFFICIENCIES.

TOTAL PROJECT COST	13,304,219
PRIOR YEAR FUNDING	13,054,219
PRIOR YEAR AVAILABLE	498,841
FY 2012 PROPOSED	250,000
FY 2013 – FY 2016 PLANNED	-
REMAINING NEED	-

FY 2012 BUDGET DISTRIBUTION	
	AMOUNT
PLANNING/DESIGN	-
ACQUISITION/RELOCATION	-
SITE IMPROVEMENTS	-
CONSTRUCTION	250,000
FURNITURE/FIXTURES/EQUIPMENT	-
OTHER	-
TOTAL	250,000

FUNDING SOURCE(S): GENERAL OBLIGATION BONDS

NOTES:

NEW CITY JUSTICE CENTER

CATEGORY: PUBLIC SAFETY
FOCUS AREA: CSWB, SNE, WMG
LOCATION: CITYWIDE
EST. COMPLETION DATE: SUMMER 2014

DEPARTMENT: PUBLIC WORKS
DEPARTMENT PRIORITY:
FUND: 040
PROJECT #: 230-8221

DESCRIPTION & SCOPE: This project includes the design and construction of a comprehensive new City Justice Center at the existing city jail site. A Public-Private Education and Infrastructure Act (PPEA) process is currently underway for the design/build that will be used for the project.



PURPOSE: To provide a modern and comprehensive Justice Center facility that is properly sized for city jail population requirements. There is severe overcrowding with the average daily population ranging from 1300-1500 inmates. The age of the current facility presents serious operating and infrastructure maintenance problems.

HISTORY & KEY MILESTONES: Construction of the current City Jail was completed in 1965 with a 100 bed women's addition in 1992 providing an overall rated capacity of 882 beds. The City has received approval from the State Department of Corrections to proceed with the improvement project. The PPEA process for design/build delivery of the project is in the detail phase/proposal request development stage. Design is projected

to begin in Summer 2011 with completion of the project targeted for Summer 2014.

FINANCIAL SUMMARY

	FY 2011	FY 2012	FY 2013	FY 2014	FY 2015	FY 2016	TOTAL FY 2012-2016
FY 2012 PROPOSED	N/A	29,000,000	46,000,000	22,000,000	5,000,000	-	102,000,000
FY 2011 ADOPTED	15,600,000	30,000,000	45,000,000	22,000,000	5,000,000	N/A	102,000,000
CHANGE	N/A	(1,000,000)	1,000,000	-	-	-	-

OPERATING IMPACT

THE REPLACEMENT OF THE OUTDATED & SEVERELY OVERCROWDED CURRENT CITY JAIL FACILITY WILL RESULT IN SUBSTANTIAL OPERATING & MAINTENANCE COST EFFICIENCIES.

TOTAL PROJECT COST	134,600,000
PRIOR YEAR FUNDING	32,600,000
PRIOR YEAR AVAILABLE	31,432,360
FY 2012 PROPOSED	29,000,000
FY 2013 – FY 2016 PLANNED	73,000,000
REMAINING NEED	-

FY 2012 BUDGET DISTRIBUTION	
	AMOUNT
PLANNING/DESIGN	8,000,000
ACQUISITION/RELOCATION	-
SITE IMPROVEMENTS	-
CONSTRUCTION	17,000,000
FURNITURE/FIXTURES/EQUIPMENT	-
OTHER	3,000,000
TOTAL	29,000,000

FUNDING SOURCE(S): GENERAL OBLIGATION BONDS

NOTES:

FIRE STATION RENOVATIONS

CATEGORY: PUBLIC SAFETY
FOCUS AREA: CSWB, SNE, WMG
LOCATION: CITYWIDE
EST. COMPLETION DATE: FY 2020

DEPARTMENT: PUBLIC WORKS
DEPARTMENT PRIORITY:
FUND: 040
PROJECT #: 230-8929



DESCRIPTION & SCOPE: This project includes remodeling and renovation of fire stations throughout the City. Work will be completed in living spaces, bunk areas, restrooms, kitchens, and other spaces within the stations.

PURPOSE: To address code compliance issues related to gender and privacy requirements as well as maintain the function and operational efficiency of the buildings and systems.

HISTORY & KEY MILESTONES: Eighteen percent of the projects have been funded. Continued funding is required to complete the projects.

FINANCIAL SUMMARY

	FY 2011	FY 2012	FY 2013	FY 2014	FY 2015	FY 2016	TOTAL FY 2012-2016
FY 2012 PROPOSED	N/A	500,000	500,000	500,000	500,000	500,000	2,500,000
FY 2011 ADOPTED	250,000	250,000	250,000	250,000	150,000	N/A	900,000
CHANGE	N/A	250,000	250,000	250,000	350,000	500,000	1,600,000

OPERATING IMPACT THE REPLACEMENT OF OLDER EQUIPMENT WILL RESULT IN OPERATION COST EFFICIENCIES.

TOTAL PROJECT COST	10,000,000
PRIOR YEAR FUNDING	3,200,000
PRIOR YEAR AVAILABLE	1,219,765
FY 2012 PROPOSED	500,000
FY 2013 – FY 2016 PLANNED	2,000,000
REMAINING NEED	4,300,000

FY 2012 BUDGET DISTRIBUTION	
	AMOUNT
PLANNING/DESIGN	-
ACQUISITION/RELOCATION	-
SITE IMPROVEMENTS	-
CONSTRUCTION	500,000
FURNITURE/FIXTURES/EQUIPMENT	-
OTHER	-
TOTAL	500,000

FUNDING SOURCE(S): GENERAL OBLIGATION BONDS

NOTES:

JUVENILE DETENTION CENTER

CATEGORY: PUBLIC SAFETY
FOCUS AREA: CSWB, SNE, WMG
LOCATION: CITYWIDE
EST. COMPLETION DATE: ONGOING

DEPARTMENT: PUBLIC WORKS
DEPARTMENT PRIORITY:
FUND: 040
PROJECT #: 230-8931



DESCRIPTION & SCOPE: This project addresses the replacement of the existing security and heating and cooling systems at the Juvenile Detention Center. Renovations will include kitchen equipment, electrical systems, mechanical systems and other operational units.

PURPOSE: To maintain the function and operational efficiency Juvenile Detention Center, while prolonging the useful life of the building and systems.

HISTORY & KEY MILESTONES: Twenty percent of the mechanical and/or electrical systems have been replaced. Continued funding is required to complete the project.

FINANCIAL SUMMARY

	FY 2011	FY 2012	FY 2013	FY 2014	FY 2015	FY 2016	TOTAL FY 2012-2016
FY 2012 PROPOSED	N/A	100,000	-	-	100,000	-	200,000
FY 2011 ADOPTED	-	100,000	-	-	-	N/A	100,000
CHANGE	N/A	-	-	-	100,000	-	100,000

OPERATING IMPACT THE REPLACEMENT OF OLDER EQUIPMENT WILL RESULT IN OPERATION COST EFFICIENCIES.

TOTAL PROJECT COST	1,040,003
PRIOR YEAR FUNDING	940,003
PRIOR YEAR AVAILABLE	165,973
FY 2012 PROPOSED	100,000
FY 2013 – FY 2016 PLANNED	100,000
REMAINING NEED	TBD

FY 2012 BUDGET DISTRIBUTION	
	AMOUNT
PLANNING/DESIGN	-
ACQUISITION/RELOCATION	-
SITE IMPROVEMENTS	-
CONSTRUCTION	100,000
FURNITURE/FIXTURES/EQUIPMENT	-
OTHER	-
TOTAL	100,000

FUNDING SOURCE(S): GENERAL OBLIGATION BONDS

NOTES:

POLICE FIRING RANGE – CAROLINE COUNTY

CATEGORY: PUBLIC SAFETY
FOCUS AREA: CSWB, SNE, WMG
LOCATION: CITYWIDE
EST. COMPLETION DATE: FY 2016

DEPARTMENT: PUBLIC WORKS
DEPARTMENT PRIORITY:
FUND: 040
PROJECT #: NEW

DESCRIPTION & SCOPE: This project addresses remediation and site improvements of the existing Police outdoor firing range in Caroline County. This site has years of build-up related to contamination and requires remediation of all such materials and/or hazards. Once the site is cleaned, a new training facility and range would be required to meet the Police departments training programs.



PURPOSE: To remediate contamination at and maintain the function and operational efficiency of the outdoor firing range facility.

HISTORY & KEY MILESTONES: The firing range has been in use since the 1960s and was purchased “as is” several years ago. Remediation of contamination at the site is required and the Department of Environmental Quality is providing guidance and direction. The project will be completed in four phases: Phase 1: Site evaluation and testing; Phase 2: Site remediation and clean up; Phase 3:

Design of a new facility; and Phase 4: Construction of a new firing range. Studies for Phase 1 and Phase 2 are underway and an architect is under contract for Phase 3.

FINANCIAL SUMMARY

	FY 2011	FY 2012	FY 2013	FY 2014	FY 2015	FY 2016	TOTAL FY 2012-2016
FY 2012 PROPOSED	N/A	500,000	1,000,000	-	-	-	1,500,000
FY 2011 ADOPTED	N/A	N/A	N/A	N/A	N/A	N/A	N/A
CHANGE	N/A	500,000	1,000,000	-	-	-	1,500,000

OPERATING IMPACT UPGRADING THE FACILITY WILL RESULT IN OPERATION COST EFFICIENCIES.

TOTAL PROJECT COST	1,500,000
PRIOR YEAR FUNDING	-
PRIOR YEAR AVAILABLE	-
FY 2012 PROPOSED	500,000
FY 2013 – FY 2016 PLANNED	1,000,000
REMAINING NEED	-

FY 2012 BUDGET DISTRIBUTION	
	AMOUNT
PLANNING/DESIGN	-
ACQUISITION/RELOCATION	-
SITE IMPROVEMENTS	-
CONSTRUCTION	500,000
FURNITURE/FIXTURES/EQUIPMENT	-
OTHER	-
TOTAL	500,000

FUNDING SOURCE(S): GENERAL OBLIGATION BONDS

NOTES:

RAA BUILDINGS AND PROPERTY IMPROVEMENTS

CATEGORY: PUBLIC SAFETY
FOCUS AREA: CSWB, SNE, WMG
LOCATION: CITYWIDE
EST. COMPLETION DATE: JUNE 2013

DEPARTMENT: PUBLIC WORKS
DEPARTMENT PRIORITY:
FUND: 040
PROJECT #: NEW

DESCRIPTION & SCOPE: This project will provide renovations to existing City-owned buildings utilized by the Richmond Ambulance Authority (RAA) at 2400 Hermitage Road. Renovations will address the remediation of health, safety and building code issues. Proposed renovations include extending the ambulance canopy, adding a walkway and rear canopy, extending the existing parking lot and addressing drainage issues, HVAC improvements in the vehicle bay and improving a decontamination restroom.



PURPOSE: To address the remediation of health, safety, and building code issues at the City-owned buildings utilized by RAA.

HISTORY & KEY MILESTONES: RAA submitted this project to adhere to the requirements guiding ambulance service and to address the need of a properly designed decontamination restroom and shower for its employees. The addition of a walkway and rear canopy was removed from the original design of the building as a cost saving measure. Extending the parking lot in the rear of the operations building would

address parking issues and drainage issues.

FINANCIAL SUMMARY

	FY 2011	FY 2012	FY 2013	FY 2014	FY 2015	FY 2016	TOTAL FY 2012-2016
FY 2012 PROPOSED	N/A	-	50,000	250,000	-	-	300,000
FY 2011 ADOPTED	N/A	N/A	N/A	N/A	N/A	N/A	N/A
CHANGE	N/A	-	50,000	250,000	-	-	300,000

OPERATING IMPACT THESE IMPROVEMENTS WILL RESULT IN OPERATION COST EFFICIENCIES FOR BOTH THE CITY AND THE RICHMOND AMBULANCE AUTHORITY.

TOTAL PROJECT COST	300,000
PRIOR YEAR FUNDING	-
PRIOR YEAR AVAILABLE	-
FY 2012 PROPOSED	-
FY 2013 – FY 2016 PLANNED	300,000
REMAINING NEED	-

FY 2012 BUDGET DISTRIBUTION	
	AMOUNT
PLANNING/DESIGN	-
ACQUISITION/RELOCATION	-
SITE IMPROVEMENTS	-
CONSTRUCTION	-
FURNITURE/FIXTURES/EQUIPMENT	-
OTHER	-
TOTAL	-

FUNDING SOURCE(S): GENERAL OBLIGATION BONDS

NOTES:

REPLACEMENT OF FIRE STATION 12

CATEGORY: PUBLIC SAFETY
FOCUS AREA: CSWB, SNE, WMG
LOCATION: 5
EST. COMPLETION DATE: TBD

DEPARTMENT: PUBLIC WORKS, FIRE
DEPARTMENT PRIORITY:
FUND: 040
PROJECT #: NEW

DESCRIPTION & SCOPE: This project will replace the current Fire Station 12 located on West Cary Street in the Fan District with a new station located at a site yet to be determined.



PURPOSE: To design and construct a modern facility that will allow for improved service delivery and provide safe and healthy accommodations for a diverse workforce of full-time resident firefighters. The existing Fire Station 12 was built in 1908 for horse-drawn equipment. Due to the age and condition of the building it is unable to meet the needs of the agency.

HISTORY & KEY MILESTONES: The age, maintenance issues, and configuration of Fire Station 12 hinder the Fire Department's ability to provide a full range of life, safety and basic customer services to citizens who visit the station. Even with modernization over forty years ago, the building does not meet current code requirements. Renovating the existing building is not feasible due to the size of the current site. A new site will be sought for construction of the new station.

FINANCIAL SUMMARY

	FY 2011	FY 2012	FY 2013	FY 2014	FY 2015	FY 2016	TOTAL FY 2012-2016
FY 2012 PROPOSED	N/A	-	-	-	-	500,000	500,000
FY 2011 ADOPTED	N/A	N/A	N/A	N/A	N/A	N/A	N/A
CHANGE	N/A	-	-	-	-	500,000	500,000

OPERATING IMPACT THE REPLACEMENT OF OLDER EQUIPMENT WILL RESULT IN OPERATION COST EFFICIENCIES AND A SAFE ENVIRONMENT FOR CITY EMPLOYEES TO WORK AND RESIDE IN.

TOTAL PROJECT COST	6,339,402
PRIOR YEAR FUNDING	-
PRIOR YEAR AVAILABLE	-
FY 2012 PROPOSED	-
FY 2013 – FY 2016 PLANNED	500,000
REMAINING NEED	5,839,402

FY 2012 BUDGET DISTRIBUTION	
	AMOUNT
PLANNING/DESIGN	-
ACQUISITION/RELOCATION	-
SITE IMPROVEMENTS	-
CONSTRUCTION	-
FURNITURE/FIXTURES/EQUIPMENT	-
OTHER	-
TOTAL	-

FUNDING SOURCE(S): GENERAL OBLIGATION BONDS

NOTES:

REPLACEMENT OF FIRE STATION 17

CATEGORY: PUBLIC SAFETY
FOCUS AREA: CSWB, SNE, WMG
LOCATION: 5
EST. COMPLETION DATE: SEPTEMBER 2012

DEPARTMENT: PUBLIC WORKS, FIRE
DEPARTMENT PRIORITY: 1
FUND: 040
PROJECT #: 230-8798

DESCRIPTION & SCOPE: This project will replace the current Fire Station 17 located on Bainbridge Street with a new station located at 2211 Semmes Avenue (adjacent to Canoe Run Park).



PURPOSE: To design and construct a modern facility that will allow for improved service delivery and provide safe and healthy accommodations for a diverse workforce of full-time resident firefighters. The existing Fire Station 17 was built in 1917 and designed for horse-drawn equipment. It has significant operational deficiencies and substantial ongoing facility maintenance problems.

HISTORY & KEY MILESTONES: The Canoe Run Park site was determined to be the most advantageous site for construction of the new station. Fire & Emergency Services has agreed to make

improvements that will enhance the safety, functionality and user experience of Canoe Run Park.

FINANCIAL SUMMARY

	FY 2011	FY 2012	FY 2013	FY 2014	FY 2015	FY 2016	TOTAL FY 2012-2016
FY 2012 PROPOSED	N/A	400,000	300,000	-	-	-	700,000
FY 2011 ADOPTED	700,000	400,000	300,000	N/A	N/A	N/A	700,000
CHANGE	N/A	-	-	-	-	-	-

OPERATING IMPACT REPLACEMENT OF THE 93 YEAR OLD BUILDING WILL RESULT IN OPERATION COST EFFICIENCIES AND A SAFE ENVIRONMENT FOR FIREFIGHTERS.

TOTAL PROJECT COST	1,450,000
PRIOR YEAR FUNDING	750,000
PRIOR YEAR AVAILABLE	671,175
FY 2012 PROPOSED	400,000
FY 2013 – FY 2016 PLANNED	300,000
REMAINING NEED	-

FY 2012 BUDGET DISTRIBUTION	
	AMOUNT
PLANNING/DESIGN	-
ACQUISITION/RELOCATION	-
SITE IMPROVEMENTS	-
CONSTRUCTION	400,000
FURNITURE/FIXTURES/EQUIPMENT	-
OTHER	-
TOTAL	400,000

FUNDING SOURCE(S): GENERAL OBLIGATION BONDS AND FEDERAL STIMULUS FUNDS

NOTES:

RICHMOND ANIMAL SHELTER

CATEGORY: PUBLIC SAFETY
FOCUS AREA: CSWB
LOCATION: CITYWIDE
EST. COMPLETION DATE: FY 2012

DEPARTMENT: PUBLIC WORKS
DEPARTMENT PRIORITY:
FUND: 040
PROJECT #: 230-8928

DESCRIPTION & SCOPE: This project will complete the State-mandated expansion of the City's Animal Care and Control facility, including replacement of existing infrastructure and improvements to the existing building.



PURPOSE: To expand and remodel the current Animal Care and Control facility, resulting in improved function and operational efficiency of the facility while ensuring that it meets the requirements set by the State Office of Veterinary Services. Due to limited space and a growing population of animals, the current facility does not adequately meet the City's needs.

HISTORY & KEY MILESTONES: The City has funded improvements to the facility's electrical system, HVAC system, and roofing over the past two years. The additional funding requested will be used for improvements and expansion of the facility so that it will meet State code requirements.

FINANCIAL SUMMARY

	FY 2011	FY 2012	FY 2013	FY 2014	FY 2015	FY 2016	TOTAL FY 2012-2016
FY 2012 PROPOSED	N/A	1,500,000	-	-	-	-	1,500,000
FY 2011 ADOPTED	N/A	N/A	N/A	N/A	N/A	N/A	N/A
CHANGE	N/A	1,500,000	-	-	-	-	1,500,000

OPERATING IMPACT THE EXPANSION AND REMODELING OF THE FACILITY WILL RESULT IN OPERATION COST EFFICIENCIES AND ENSURE THAT THE CITY IS IN COMPLIANCE WITH STATE REQUIREMENTS.


TOTAL PROJECT COST	2,645,000
PRIOR YEAR FUNDING	1,145,000
PRIOR YEAR AVAILABLE	-
FY 2012 PROPOSED	1,500,000
FY 2013 – FY 2016 PLANNED	-
REMAINING NEED	-

FY 2012 BUDGET DISTRIBUTION	
	AMOUNT
PLANNING/DESIGN	-
ACQUISITION/RELOCATION	-
SITE IMPROVEMENTS	-
CONSTRUCTION	1,500,000
FURNITURE/FIXTURES/EQUIPMENT	-
OTHER	-
TOTAL	1,500,000

FUNDING SOURCE(S): GENERAL OBLIGATION BONDS

NOTES:

Transportation



“SHARROW” BIKE LANES

CATEGORY: TRANSPORTATION
FOCUS AREA: TRANS.
LOCATION: CITYWIDE
EST. COMPLETION DATE: ONGOING

DEPARTMENT: PUBLIC WORKS
DEPARTMENT PRIORITY:
FUND: 042
PROJECT #: NEW



DESCRIPTION & SCOPE: This project includes the design and construction of “sharrow” bike lanes throughout the City.

PURPOSE: To create safe, bicycle friendly “sharrow” lanes throughout the City that will encourage increased, safe bicycle transportation utilization.

HISTORY & KEY MILESTONES: This is a new project that will increase number bike lanes throughout the City. Approximately 80 miles of two-way striping for “sharrow” lanes will be added to existing City streets.

FINANCIAL SUMMARY

	FY 2011	FY 2012	FY 2013	FY 2014	FY 2015	FY 2016	TOTAL FY 2012-2016
FY 2012 PROPOSED	N/A	250,000	250,000	-	-	-	500,000
FY 2011 ADOPTED	N/A	N/A	N/A	N/A	N/A	N/A	N/A
CHANGE	N/A	250,000	250,000	N/A	N/A	N/A	500,000

OPERATING IMPACT

TOTAL PROJECT COST	500,000
PRIOR YEAR FUNDING	-
PRIOR YEAR AVAILABLE	-
FY 2012 PROPOSED	250,000
FY 2013 – FY 2016 PLANNED	250,000
REMAINING NEED	-

FY 2012 BUDGET DISTRIBUTION	
	AMOUNT
PLANNING/DESIGN	-
ACQUISITION/RELOCATION	-
SITE IMPROVEMENTS	-
CONSTRUCTION	250,000
FURNITURE/FIXTURES/EQUIPMENT	-
OTHER	-
TOTAL	250,000

FUNDING SOURCE(S): GENERAL OBLIGATION BONDS

NOTES: “SHARROW” BIKE LANES IS A NEW PROJECT THAT WAS ADDED TO REFLECT THE INCORPORATION OF FOCUS AREA INITIATIVES INTO THE CITY’S RECOMMENDED CAPITAL IMPROVEMENT PLAN.

COMMONWEALTH GATEWAY LANDSCAPING IMPROVEMENTS

CATEGORY: TRANSPORTATION
FOCUS AREA: EG, TRANS.
LOCATION: 2, 6
EST. COMPLETION DATE: MARCH 2012

DEPARTMENT: PUBIC WORKS
DEPARTMENT PRIORITY:
FUND: 040
PROJECT #: NEW

DESCRIPTION & SCOPE: This project will provide landscaping improvements to the Commonwealth Gateway, from Broad Street to north of the City. The first phase of the project includes landscaping of the I-95/Broad Street interchange and the I-64/Nine Mile Road interchange.



PURPOSE: To provide landscaping enhancements to the gateway area that will improve the appearance of the Commonwealth Gateway. The sections of I-95 and I-64 within the City of Richmond are the major gateway into the capital of the Commonwealth of Virginia. Large portions of this gateway in the downtown area have little or no roadside landscaping, resulting in an unattractive approach to the capital area.

needed for construction. VDOT will administer the project. The City will provide the matching portion of the maintenance fund.

HISTORY & KEY MILESTONES: The City of Richmond and VDOT submitted a joint application for federal ISTE A Enhancement funds in 1993-1994 and received funding for the project. Design of the interstate/VDOT portion of the project is complete but funding is

FINANCIAL SUMMARY

	FY 2011	FY 2012	FY 2013	FY 2014	FY 2015	FY 2016	TOTAL FY 2012-2016
FY 2012 PROPOSED	N/A	250,000	-	-	-	-	250,000
FY 2011 ADOPTED	N/A	N/A	N/A	N/A	N/A	N/A	N/A
CHANGE	N/A	250,000	-	-	-	-	250,000

OPERATING IMPACT MAINTENANCE COSTS OF \$150,000 TO \$200,000 ARE EXPECTED EACH YEAR AND WILL BE REQUESTED AS CAPITAL MAINTENANCE FUNDS.

TOTAL PROJECT COST	250,000
PRIOR YEAR FUNDING	-
PRIOR YEAR AVAILABLE	-
FY 2012 PROPOSED	250,000
FY 2013 – FY 2016 PLANNED	-
REMAINING NEED	-

FY 2012 BUDGET DISTRIBUTION	
	AMOUNT
PLANNING/DESIGN	-
ACQUISITION/RELOCATION	-
SITE IMPROVEMENTS	-
CONSTRUCTION	250,000
FURNITURE/FIXTURES/EQUIPMENT	-
OTHER	-
TOTAL	250,000

FUNDING SOURCE(S): GENERAL OBLIGATION BONDS

NOTES:

CURB RAMPS FOR THE MOBILITY IMPAIRED

CATEGORY: TRANSPORTATION
FOCUS AREA: TRANS.
LOCATION: CITYWIDE
EST. COMPLETION DATE: ONGOING

DEPARTMENT: PUBLIC WORKS
DEPARTMENT PRIORITY:
FUND: 040
PROJECT #: 291-8507

DESCRIPTION & SCOPE: This project includes the design and installation of curb ramps at all street intersections within the City where curbing exists.



PURPOSE: To install curb ramps at City intersections where curbing exists. The Americans with Disabilities Act (ADA) addresses equal opportunity in public accommodation, employment, transportation, state and local government services, and telecommunications for individuals with disabilities. The ADA requires the City to provide accessible routes for persons with mobility impairments. While all new construction includes installation of curb ramps, the City must identify and correct deficiencies in existing street intersections where curbing exists. Curb ramps installed will meet specifications established by VDOT.

HISTORY & KEY MILESTONES: This project is ongoing. Prior year funding has been provided through the City's CIP budget and the VDOT Revenue Sharing Program (RSP). In FY 2011, the project was funded entirely by the VDOT RSP. The FY 2012 request provides the mandatory 100% City match to the FY 2011 VDOT RSP allocation.

FINANCIAL SUMMARY

	FY 2011	FY 2012	FY 2013	FY 2014	FY 2015	FY 2016	TOTAL FY 2012-2016
FY 2012 PROPOSED	N/A	100,000	-	-	-	-	100,000
FY 2011 ADOPTED	100,000	-	-	-	-	N/A	-
CHANGE	N/A	100,000	-	-	-	-	100,000
OPERATING IMPACT	NO IMPACT.						

TOTAL PROJECT COST	2,000,000
PRIOR YEAR FUNDING	1,125,000
PRIOR YEAR AVAILABLE	109,183
FY 2012 PROPOSED	100,000
FY 2013 – FY 2016 PLANNED	-
REMAINING NEED	775,000

FY 2012 BUDGET DISTRIBUTION	
	AMOUNT
PLANNING/DESIGN	15,000
ACQUISITION/RELOCATION	0
SITE IMPROVEMENTS	0
CONSTRUCTION	85,000
FURNITURE/FIXTURES/EQUIPMENT	0
OTHER	0
TOTAL	100,000

FUNDING SOURCE(S): GENERAL OBLIGATION BONDS,
VDOT REVENUE SHARING PROGRAM FUNDS

NOTES: RECOMMENDED ALLOCATION PROVIDES FUNDING FOR MANDATORY MATCH.

EAST BROAD STREET GATEWAY – ENHANCEMENT TO BROAD STREET & HISTORIC SLAVE BURIAL GROUND

CATEGORY: TRANSPORTATION
FOCUS AREA: UHICN
LOCATION: 6
EST. COMPLETION DATE: TBD

DEPARTMENT: ECONOMIC & COMMUNITY DEV.
DEPARTMENT PRIORITY:
FUND: 040
PROJECT #: NEW

DESCRIPTION & SCOPE: This project provides funding for the enhancement of the East Broad Street Corridor from 14th Street to 19th Street. Included in the enhancement are improvements to the existing streetscape and the recently granted Historic Slave Burial Ground.



PURPOSE: To leverage state funds in order to enhance and improve Broad Street and surrounding areas between 14th Street and 19th Street in collaboration with improvements to the Historical Slave Burial Ground.

HISTORY & KEY MILESTONES: This is a new project that will be funded primarily by a state transportation funding grant. Improvements will include improved streetscaping, lighting and historical markers. Development of the historic and tourism site will also be expedited with this project.

FINANCIAL SUMMARY

	FY 2011	FY 2012	FY 2013	FY 2014	FY 2015	FY 2016	TOTAL FY 2012-2016
FY 2012 PROPOSED	N/A	1,250,000	-	-	-	-	1,250,000
FY 2011 ADOPTED	N/A	N/A	N/A	N/A	N/A	N/A	N/A
CHANGE	N/A	1,250,000	-	-	-	-	1,250,000

OPERATING IMPACT

TOTAL PROJECT COST	1,250,000
PRIOR YEAR FUNDING	-
PRIOR YEAR AVAILABLE	-
FY 2012 PROPOSED	1,250,000
FY 2013 – FY 2016 PLANNED	-
REMAINING NEED	-

FY 2012 BUDGET DISTRIBUTION	
	AMOUNT
PLANNING/DESIGN	-
ACQUISITION/RELOCATION	-
SITE IMPROVEMENTS	-
CONSTRUCTION	1,250,000
FURNITURE/FIXTURES/EQUIPMENT	-
OTHER	-
TOTAL	1,250,000

FUNDING SOURCE(s): VDOT TRANSPORTATION
 ENHANCEMENT FUNDS & GENERAL OBLIGATION BONDS

NOTES: THIS IS A NEWLY REQUESTED PROJECT IN RESPONSE TO STATE GRANT FUNDS AVAILABLE FOR ENHANCEMENT OF BROAD STREET BETWEEN 14TH AND 19TH STREET AND THE NEWLY GRANTED BURIAL GROUNDS.

FOREST HILL AVENUE: HATHAWAY ROAD TO EAST JUNCTION

CATEGORY: TRANSPORTATION
FOCUS AREA: CSWB, TRANS.
LOCATION: 4
EST. COMPLETION DATE: FALL 2013

DEPARTMENT: PUBLIC WORKS
DEPARTMENT PRIORITY:
FUND: 040
PROJECT #: 291-8950

DESCRIPTION & SCOPE: The project will provide a 5-lane section with curb & gutter, sidewalks, bike lanes, closed storm sewer system, street lighting and landscaping from Powhite Parkway to Melbourne Drive.



PURPOSE: To improve safety and provide multimodal transportation improvements to the corridor.

HISTORY & KEY MILESTONES: The project is funded through the Regional Surface Transportation Program (RSTP) Funds and Urban Funds. RSTP is 100% reimbursable by the State while Urban Funds require a 2% City match. \$3.5 million was transferred to the project from the Jahnke Road project and \$500,000 in CMAQ funds are allocated for FY 2012.

FINANCIAL SUMMARY

	FY 2011	FY 2012	FY 2013	FY 2014	FY 2015	FY 2016	TOTAL FY 2012-2016
FY 2012 PROPOSED	N/A	6,201,105	-	-	-	-	6,201,105
FY 2011 ADOPTED	55,246	-	-	-	-	N/A	-
CHANGE	N/A	6,201,105	-	-	-	-	6,201,105

OPERATING IMPACT MINIMAL LANDSCAPE MAINTENANCE WILL BE REQUIRED – APPROXIMATELY \$2,000 PER YEAR.

TOTAL PROJECT COST	11,481,351
PRIOR YEAR FUNDING	5,280,246
PRIOR YEAR AVAILABLE	3,863,142
FY 2012 PROPOSED	6,201,105
FY 2013 – FY 2016 PLANNED	-
REMAINING NEED	518,649

FY 2012 BUDGET DISTRIBUTION	
	AMOUNT
PLANNING/DESIGN	-
ACQUISITION/RELOCATION	-
SITE IMPROVEMENTS	-
CONSTRUCTION	6,201,105
FURNITURE/FIXTURES/EQUIPMENT	-
OTHER	-
TOTAL	6,201,105

FUNDING SOURCE(S): REGIONAL SURFACE TRANSPORTATION PROGRAM FUNDS, CMAQ FUNDS

NOTES:

GERMAN SCHOOL ROAD: GLENWAY TO WARWICK ROAD

CATEGORY: TRANSPORTATION

DEPARTMENT: PUBLIC WORKS

FOCUS AREA: TRANS.

DEPARTMENT PRIORITY:

LOCATION: 9

FUND: 040

EST. COMPLETION DATE: MAY 2012

PROJECT #: 291-8183

DESCRIPTION & SCOPE: This project will provide improvements to German School Road from Glenway Drive to Warwick Road, including a center turn lane, curbs, gutters, sidewalks, drainage improvements, and bicycle lanes. The project will complement the improvements over Reedy Creek and minimize the instances of flooding at the intersection with Midlothian Turnpike.



PURPOSE: To enhance the neighborhood by eliminating deep ditches on each side of the road. The improved roadway will efficiently carry traffic resulting in a safer facility and accommodate future growth in the area.

HISTORY & KEY MILESTONES: This project is included in VDOT's Six Year Improvement Program. The exact funding is based on VDOT's actual allocation in any given year and the City's share may vary depending on VDOT's allocations. The estimated total cost of the project is \$19 million with the City being responsible for a 2% match plus administrative costs.

FINANCIAL SUMMARY

	FY 2011	FY 2012	FY 2013	FY 2014	FY 2015	FY 2016	TOTAL FY 2012-2016
FY 2012 PROPOSED	N/A	94,000	-	-	-	-	94,000
FY 2011 ADOPTED	-	20,000	-	-	-	N/A	20,000
CHANGE	N/A	74,000	-	-	-	-	74,000

OPERATING IMPACT VDOT MAINTENANCE FUNDING WILL ALLOW FOR NO SIGNIFICANT IMPACT TO OPERATING BUDGET.

TOTAL PROJECT COST	454,000
PRIOR YEAR FUNDING	360,000
PRIOR YEAR AVAILABLE	172,847
FY 2012 PROPOSED	94,000
FY 2013 – FY 2016 PLANNED	-
REMAINING NEED	-

FY 2012 BUDGET DISTRIBUTION	
	AMOUNT
PLANNING/DESIGN	-
ACQUISITION/RELOCATION	-
SITE IMPROVEMENTS	-
CONSTRUCTION	94,000
FURNITURE/FIXTURES/EQUIPMENT	-
OTHER	-
TOTAL	94,000

FUNDING SOURCE(S): GENERAL OBLIGATION BONDS

NOTES:

HULL STREET: DIXON DRIVE TO ELKHARDT ROAD - URBAN

CATEGORY: TRANSPORTATION
FOCUS AREA: TRANS.
LOCATION: 8, 9
EST. COMPLETION DATE: ONGOING

DEPARTMENT: PUBLIC WORKS
DEPARTMENT PRIORITY:
FUND: 040
PROJECT #: 294-8185

DESCRIPTION & SCOPE: This project will widen Hull Street between Dixon Drive and Elkhardt Road from four lanes to six lanes, and includes the installation of curbs, gutters, sidewalks, bike lanes, raised medians and landscaping where none exists. Traffic signals will be also be upgraded.



PURPOSE: To provide added lanes to this heavily traveled road for improved traffic flow and safety. Curb and gutter installation will improve channelization, turning movements, and drainage.

HISTORY & KEY MILESTONES: The latest traffic count for this corridor was 24,000 vehicles per day. In addition to this project, VDOT has a project to address the Hull Street-Chippenham Parkway interchange, and the widening of Hull Street in Chesterfield County.

FINANCIAL SUMMARY

	FY 2011	FY 2012	FY 2013	FY 2014	FY 2015	FY 2016	TOTAL FY 2012-2016
FY 2012 PROPOSED	N/A	(764,281)	-	-	-	-	(764,281)
FY 2011 ADOPTED	(2,977,125)	-	-	-	-	N/A	-
CHANGE	N/A	(764,281)	-	-	-	-	(764,281)
OPERATING IMPACT	REDUCTION OF ACCIDENTS AND MAINTENANCE COSTS.						

TOTAL PROJECT COST	14,000,000
PRIOR YEAR FUNDING	5,504,033
PRIOR YEAR AVAILABLE	5,498,820
FY 2012 PROPOSED	(764,281)
FY 2013 – FY 2016 PLANNED	-
REMAINING NEED	9,260,248

FY 2012 BUDGET DISTRIBUTION	
	AMOUNT
PLANNING/DESIGN	(764,281)
ACQUISITION/RELOCATION	-
SITE IMPROVEMENTS	-
CONSTRUCTION	-
FURNITURE/FIXTURES/EQUIPMENT	-
OTHER	-
TOTAL	(764,181)

FUNDING SOURCE(S): URBAN STATE FUNDS

NOTES: REDUCTIONS IN ALLOCATIONS FOR THIS PROJECT ARE DIRECTLY RELATED TO REDUCTIONS IMPOSED BY VDOT IN ORDER TO REPROGRAM THE FUNDS FOR STREETS PROJECTS ELSEWHERE IN THE CITY. IN THIS CASE, FUNDING IS REPROGRAMMED TO MIDLOTHIAN TURNPIKE.

JAHNKE ROAD: BLAKEMORE ROAD TO FOREST HILL AVE.

CATEGORY: TRANSPORTATION
FOCUS AREA: TRANS.
LOCATION: 4
EST. COMPLETION DATE: ONGOING

DEPARTMENT: PUBLIC WORKS
DEPARTMENT PRIORITY:
FUND: 040
PROJECT #: 291-8949

DESCRIPTION & SCOPE: This project will improve Jahnke Road between Blakemore Road and Forest Hill Avenue through the installation of a median with left turn lanes, curbs, gutters, sidewalks, shared use paths, and an underground drainage system. The roadway will remain two travel lanes with landscaping and the existing traffic signals will be upgraded.



PURPOSE: To provide an improved corridor for future traffic demand while minimally impacting the surrounding neighborhood. The project will provide facilities for pedestrians and bicyclists that are not currently available in the existing corridor.

HISTORY & KEY MILESTONES: This project has been a part of the master plan since the early 1970s and was the target of a 1993-1995 safety study. The project is funded with Regional Surface Transportation Program (RSTP) funds (80% federal and 20% state) through the Richmond Metropolitan Planning Organization.

FINANCIAL SUMMARY

	FY 2011	FY 2012	FY 2013	FY 2014	FY 2015	FY 2016	TOTAL FY 2012-2016
FY 2012 PROPOSED	N/A	(2,300,000)	1,000,000	1,000,000	-	-	(300,000)
FY 2011 ADOPTED	-	200,000	-	-	-	N/A	200,000
CHANGE	N/A	(2,500,000)	1,000,000	1,000,000	-	-	(500,000)

OPERATING IMPACT VDOT MAINTENANCE FUNDING WILL ALLOW FOR NO SIGNIFICANT IMPACT TO THE OPERATING BUDGET.

TOTAL PROJECT COST	14,000,000
PRIOR YEAR FUNDING	7,816,000
PRIOR YEAR AVAILABLE	5,946,690
FY 2012 PROPOSED	(2,300,000)
FY 2013 – FY 2016 PLANNED	2,000,000
REMAINING NEED	6,484,000

FY 2012 BUDGET DISTRIBUTION	
	AMOUNT
PLANNING/DESIGN	-
ACQUISITION/RELOCATION	-
SITE IMPROVEMENTS	-
CONSTRUCTION	(2,300,000)
FURNITURE/FIXTURES/EQUIPMENT	-
OTHER	-
TOTAL	(2,300,000)

FUNDING SOURCE(S): REGIONAL SURFACE TRANSPORTATION PROGRAM FUNDS


NOTES: RSTP FUNDS INITIALLY ALLOCATED TO THIS PROJECT HAVE BEEN REPROGRAMMED BY VDOT TO THE FOREST HILL AVENUE PROJECT.

MAJOR BRIDGE IMPROVEMENTS

CATEGORY: TRANSPORTATION
FOCUS AREA: TRANS.
LOCATION: CITYWIDE
EST. COMPLETION DATE: ONGOING

DEPARTMENT: PUBLIC WORKS
DEPARTMENT PRIORITY:
FUND: 040
PROJECT #: 292-8750

DESCRIPTION & SCOPE: This project includes the repair of several bridges and the replacement of a number of deteriorated and structurally and functionally deficient bridges. The intent of this project is to improve the safety of bridges that have fallen into a state of disrepair.



PURPOSE: To maintain and restore the structural and functional conditions of deficient City-maintained bridge structures with the intent of extending their service lives. This project is crucial to the overall safety of the community.

HISTORY & KEY MILESTONES: The bridges included in this project were constructed at least 40 years ago.

Common distresses included deteriorated bridge decks and superstructures, leaking expansion joints, steel corrosion, paint deterioration, and various concrete spalls and cracking. These issues need to be addressed to avoid more costly repairs and accelerated structural deterioration in the future. \$1.4 million of FY 2011 and FY 2012 funds are being used to make repairs to the Robert E. Lee Bridge.

FINANCIAL SUMMARY

	FY 2011	FY 2012	FY 2013	FY 2014	FY 2015	FY 2016	TOTAL FY 2012-2016
FY 2012 PROPOSED	N/A	1,000,000	1,000,000	750,000	1,000,000	750,000	4,500,000
FY 2011 ADOPTED	1,000,000	1,000,000	1,000,000	1,000,000	1,000,000	N/A	4,000,000
CHANGE	N/A	-	-	(250,000)	-	750,000	500,000

OPERATING IMPACT PERFORMING NEEDED RESTORATION WILL BE LESS EXPENSIVE THAN DEFERRING THOSE COSTS UNTIL SUCH TIME AS MORE SERIOUS STRUCTURAL REPAIRS MAY BE NECESSARY.

TOTAL PROJECT COST	14,500,000
PRIOR YEAR FUNDING	2,559,120
PRIOR YEAR AVAILABLE	1,953,232
FY 2012 PROPOSED	1,000,000
FY 2013 – FY 2016 PLANNED	3,500,000
REMAINING NEED	7,440,880

FY 2012 BUDGET DISTRIBUTION	
	AMOUNT
PLANNING/DESIGN	100,000
ACQUISITION/RELOCATION	-
SITE IMPROVEMENTS	-
CONSTRUCTION	900,000
FURNITURE/FIXTURES/EQUIPMENT	-
OTHER	-
TOTAL	1,000,000

FUNDING SOURCE(S): GENERAL OBLIGATION BONDS

NOTES:

MATCHING FUNDS FOR FEDERAL/STATE GRANTS (VDOT)

CATEGORY: TRANSPORTATION
FOCUS AREA: TRANS.
LOCATION: CITYWIDE
EST. COMPLETION DATE: ONGOING

DEPARTMENT: PUBLIC WORKS
DEPARTMENT PRIORITY:
FUND: 010
PROJECT #: 291-8122

DESCRIPTION & SCOPE: This project provides funds for ineligible expenses and matching funds associated with federal and state grant programs. These programs include grants from TEA-21, SAFETEA-LU, CMAQ, Enhancement, Safety, Revenue Sharing, and State Urban funds. Eligible programs include various street improvements, traffic signals, intersection improvements, and minor maintenance.



PURPOSE: To provide required matching funds that range from 0.2 percent to 50 percent, depending on the type of grant. The City administers the design, acquisition, and construction of these projects.

HISTORY & KEY MILESTONES: Each year, the City submits an application to VDOT for the various grant programs that offer funds for transportation improvements. These programs are funded with

federal and state funds and require matching funds from the recipient. The estimated City match and ineligible project expenses cost approximately \$70,000 each year, depending upon the number of successful applications.

FINANCIAL SUMMARY

	FY 2011	FY 2012	FY 2013	FY 2014	FY 2015	FY 2016	TOTAL FY 2012-2016
FY 2012 PROPOSED	N/A	-	-	-	-	70,000	70,000
FY 2011 ADOPTED	70,000	70,000	70,000	70,000	-	N/A	210,000
CHANGE	N/A	(70,000)	(70,000)	(70,000)	-	70,000	(140,000)

OPERATING IMPACT EIGHTY TO NINETY PERCENT OF THE PROJECT COSTS ARE PAID BY VDOT ON A REIMBURSEMENT BASIS.

TOTAL PROJECT COST	ONGOING
PRIOR YEAR FUNDING	1,001,000
PRIOR YEAR AVAILABLE	837,704
FY 2012 PROPOSED	-
FY 2013 – FY 2016 PLANNED	70,000
REMAINING NEED	ONGOING

FY 2012 BUDGET DISTRIBUTION	
	AMOUNT
PLANNING/DESIGN	-
ACQUISITION/RELOCATION	-
SITE IMPROVEMENTS	-
CONSTRUCTION	-
FURNITURE/FIXTURES/EQUIPMENT	-
OTHER	-
TOTAL	-

FUNDING SOURCE(S): GENERAL OBLIGATION BONDS

NOTES:

MIDLOTHIAN TURNPIKE: BELT BLVD. TO CHIPPENHAM PKWY.

CATEGORY: TRANSPORTATION

DEPARTMENT: PUBLIC WORKS

FOCUS AREA: TRANS.

DEPARTMENT PRIORITY:

LOCATION: 8, 9

FUND: 040

EST. COMPLETION DATE: NOVEMBER 2012

PROJECT #: 291-8182

DESCRIPTION & SCOPE: This project provides improvements to Midlothian Turnpike from Belt Boulevard to Chippenham Parkway, including the installation of curbs, gutters, sidewalks, turn lanes, landscaping, lighting, storm drainage, and pavement reconstruction. Traffic signals will be upgraded and new signals installed where warranted. This project complements the German School Road project and will help minimize the instances of flooding at the intersection of Midlothian Turnpike and German School Road.



PURPOSE: To improve infrastructure and traffic flow through the corridor. Roadway closures caused by flooding will be minimized. Traffic flow will improve through installation of bus pullouts for public transit and a facility for pedestrians. This project is VDOT administered.

HISTORY & KEY MILESTONES: VDOT approved the project for construction on October 21, 2010 and construction is projected to be completed in November 2012. Improvements will foster economic growth and revitalization of the areas adjacent to the corridor. The estimated total

cost of the project is \$42.0 million with the City being responsible for a 2% match plus administrative costs.

FINANCIAL SUMMARY

	FY 2011	FY 2012	FY 2013	FY 2014	FY 2015	FY 2016	TOTAL FY 2012-2016
FY 2012 PROPOSED	N/A	954,281	100,000	-	-	-	1,054,281
FY 2011 ADOPTED	-	110,000	-	-	-	N/A	110,000
CHANGE	N/A	844,281	100,000	-	-	-	944,281

OPERATING IMPACT VDOT MAINTENANCE FUNDING WILL ALLOW FOR NO SIGNIFICANT IMPACT TO OPERATING BUDGET.

TOTAL PROJECT COST	1,734,281
PRIOR YEAR FUNDING	680,000
PRIOR YEAR AVAILABLE	246,522
FY 2012 PROPOSED	954,281
FY 2013 – FY 2016 PLANNED	100,000
REMAINING NEED	-

FY 2012 BUDGET DISTRIBUTION	
	AMOUNT
PLANNING/DESIGN	-
ACQUISITION/RELOCATION	-
SITE IMPROVEMENTS	-
CONSTRUCTION	954,281
FURNITURE/FIXTURES/EQUIPMENT	-
OTHER	-
TOTAL	954,281

FUNDING SOURCE(S): STATE URBAN FUNDS, GENERAL OBLIGATION BONDS

NOTES:

PARK ROAD IMPROVEMENTS

CATEGORY: TRANSPORTATION
FOCUS AREA: UHICN, TRANS.
LOCATION: CITYWIDE
EST. COMPLETION DATE: ONGOING

DEPARTMENT: PARKS & RECREATION
DEPARTMENT PRIORITY:
FUND: 040
PROJECT #: 130-8903

DESCRIPTION & SCOPE: This project provides funding for maintenance of park roadways and parking lots within the City's park and cemetery system, which are not part of either the VDOT or DPW Highway system. Maintenance includes remedial repairs and chip seal resurfacing of these areas on an annual basis.



PURPOSE: To continue work on repairing and restoring park and cemetery roadways and parking areas Citywide.

HISTORY & KEY MILESTONES: This is an annual request for roadway and parking area maintenance funds at major and minor parks and cemeteries, including Riverview, Maury/Mt. Olivet Cemeteries and Forest Hill, James River, Byrd and Bryan Parks.

FINANCIAL SUMMARY

	FY 2011	FY 2012	FY 2013	FY 2014	FY 2015	FY 2016	TOTAL FY 2012-2016
FY 2012 PROPOSED	N/A	-	-	-	-	50,000	50,000
FY 2011 ADOPTED	25,000	-	25,000	-	-	N/A	25,000
CHANGE	N/A	-	(25,000)	-	-	50,000	25,000

OPERATING IMPACT MINOR MAINTENANCE OPERATIONS ARE BUDGETED IN THE GENERAL FUND AS NECESSARY.

	ONGOING
TOTAL PROJECT COST	
PRIOR YEAR FUNDING	300,000
PRIOR YEAR AVAILABLE	16,281
FY 2012 PROPOSED	-
FY 2013 – FY 2016 PLANNED	50,000
REMAINING NEED	-

FY 2012 BUDGET DISTRIBUTION	
	AMOUNT
PLANNING/DESIGN	-
ACQUISITION/RELOCATION	-
SITE IMPROVEMENTS	-
CONSTRUCTION	-
FURNITURE/FIXTURES/EQUIPMENT	-
OTHER	-
TOTAL	-

FUNDING SOURCE(S): GENERAL OBLIGATION BONDS


NOTES:

REGIONAL SURFACE TRANSPORTATION PROGRAM (RSTP)

CATEGORY: TRANSPORTATION
FOCUS AREA: TRANS.
LOCATION: CITYWIDE
EST. COMPLETION DATE: ONGOING

DEPARTMENT: PUBLIC WORKS
DEPARTMENT PRIORITY:
FUND: 040
PROJECT #: 290-8137

DESCRIPTION & SCOPE: This federally funded project provides for the upgrade and enhancement of the existing Richmond Traffic Signal System along with software upgrades, hardware replacement, Intelligent Transportation System (ITS) equipment and the installation of closed-circuit television (CCTV) equipment for traffic monitoring.



PURPOSE: To upgrade the obsolete centralized traffic signal control center to a state-of-the-art system. The access of approximately 300 to 470 signalized intersections from the control center will provide commuters with a better transportation signalized network.

HISTORY & KEY MILESTONES: The Richmond Traffic Signal System was installed in 1992 and it has become obsolete. A feasibility study was conducted in 2009 and a design for the system upgrade is underway. Construction is expected to start by summer 2011.

FINANCIAL SUMMARY

	FY 2011	FY 2012	FY 2013	FY 2014	FY 2015	FY 2016	TOTAL FY 2012-2016
FY 2012 PROPOSED	N/A	415,247	-	-	-	-	415,247
FY 2011 ADOPTED	2,090,753	-	-	-	-	N/A	-
CHANGE	N/A	415,247	-	-	-	-	415,247

OPERATING IMPACT AN ADDITIONAL AMOUNT UNDER THE OPERATIONAL ACCOUNT SHOULD BE ADDED ON FUTURE YEARS FOR MAINTENANCE AGREEMENT SUPPORT (\$25,000 PER YEAR).

TOTAL PROJECT COST	ONGOING
PRIOR YEAR FUNDING	4,472,753
PRIOR YEAR AVAILABLE	3,814,258
FY 2012 PROPOSED	415,247
FY 2013 – FY 2016 PLANNED	-
REMAINING NEED	ONGOING

FY 2012 BUDGET DISTRIBUTION	
	AMOUNT
PLANNING/DESIGN	-
ACQUISITION/RELOCATION	-
SITE IMPROVEMENTS	-
CONSTRUCTION	415,247
FURNITURE/FIXTURES/EQUIPMENT	-
OTHER	-
TOTAL	415,247

FUNDING SOURCE(S): FEDERAL (RSTP) AND STATE REIMBURSABLE FUNDS


NOTES:

RICHMOND SIGNAL SYSTEM IMPROVEMENTS (CMAQ)

CATEGORY: TRANSPORTATION
FOCUS AREA: TRANS.
LOCATION: CITYWIDE
EST. COMPLETION DATE: ONGOING

DEPARTMENT: PUBLIC WORKS
DEPARTMENT PRIORITY:
FUND: 040
PROJECT #: 290-8138

DESCRIPTION & SCOPE: This federally funded project provides for the re-timing of the existing signal system along with software upgrades, hardware replacement, vehicle detection equipment and the installation of additional video monitoring equipment.



PURPOSE: To minimize stops, delays, fuel consumption and air pollution emissions on the signalized intersections, and to maximize the progressive movement throughout the signalized network system.

HISTORY & KEY MILESTONES: The City began receiving CMAQ funds via Congress enacting the Inter-modal Surface Transportation Efficiency Act (ISTEA) of the 1990s (now the Transportation Equity Act for the 21st Century (TEA-21) enacted in 1998). In 2006 and 2009, a major traffic signal retiming project covered most of the City but several corridors still need retiming. A project scoping for the installation of new technologies for these remaining corridors is underway and will improve progression and timing.

FINANCIAL SUMMARY

	FY 2011	FY 2012	FY 2013	FY 2014	FY 2015	FY 2016	TOTAL FY 2012-2016
FY 2012 PROPOSED	N/A	455,000	-	-	-	-	455,000
FY 2011 ADOPTED	1,035,800	-	-	-	-	N/A	-
CHANGE	N/A	455,000	-	-	-	-	455,000

OPERATING IMPACT NO DIRECT IMPACT TO THE OPERATIONAL ACCOUNT.

TOTAL PROJECT COST	ONGOING
PRIOR YEAR FUNDING	4,159,000
PRIOR YEAR AVAILABLE	2,636,000
FY 2012 PROPOSED	455,000
FY 2013 – FY 2016 PLANNED	-
REMAINING NEED	ONGOING

FY 2012 BUDGET DISTRIBUTION	
	AMOUNT
PLANNING/DESIGN	-
ACQUISITION/RELOCATION	-
SITE IMPROVEMENTS	-
CONSTRUCTION	455,000
FURNITURE/FIXTURES/EQUIPMENT	-
OTHER	-
TOTAL	455,000

FUNDING SOURCE(S): FEDERAL (CMAQ) AND STATE REIMBURSABLE FUNDS; CITY MATCH.

NOTES:

SIDEWALK PROJECTS

CATEGORY: TRANSPORTATION
FOCUS AREA: TRANS.
LOCATION: CITYWIDE
EST. COMPLETION DATE: ONGOING

DEPARTMENT: PUBLIC WORKS
DEPARTMENT PRIORITY:
FUND: 040
PROJECT #: 291-8516



DESCRIPTION & SCOPE: This project covers the repair of hazardous sidewalk and addition of new sidewalk as requested by citizens. Repairs or additions of handicap ramps, repair of damaged curb & gutter, and repairs to damaged drainage facilities will be made during the installation of new sidewalk or repairs to existing sidewalk.

PURPOSE: To maintain safety for pedestrians by removing trip hazards and providing improved accessibility as required by the Americans with Disabilities Act. The locations of sidewalk repairs and new sidewalk installations are determined by a technical ranking system established by the Department of Public Works.

HISTORY & KEY MILESTONES: This project was established in 2008 and is funded yearly. Sidewalk Projects was initially a City funded program but was changed to a VDOT revenue sharing program in 2010.

FINANCIAL SUMMARY

	FY 2011	FY 2012	FY 2013	FY 2014	FY 2015	FY 2016	TOTAL FY 2012-2016
FY 2012 PROPOSED	N/A	500,000	750,000	750,000	750,000	750,000	3,500,000
FY 2011 ADOPTED	1,000,000	500,000	500,000	250,000	-	N/A	1,250,000
CHANGE	N/A	-	250,000	500,000	750,000	750,000	2,250,000

OPERATING IMPACT THE REPAIR OF HAZARDOUS SIDEWALK WILL REDUCE FUTURE MAINTENANCE.

TOTAL PROJECT COST	ONGOING
PRIOR YEAR FUNDING	3,159,987
PRIOR YEAR AVAILABLE	1,035,598
FY 2012 PROPOSED	500,000
FY 2013 – FY 2016 PLANNED	3,000,000
REMAINING NEED	ONGOING

FY 2012 BUDGET DISTRIBUTION	
	AMOUNT
PLANNING/DESIGN	-
ACQUISITION/RELOCATION	-
SITE IMPROVEMENTS	-
CONSTRUCTION	500,000
FURNITURE/FIXTURES/EQUIPMENT	-
OTHER	-
TOTAL	500,000


FUNDING SOURCE(S): VDOT REVENUE SHARING FUNDS

NOTES:

STREET LIGHTING - GENERAL

CATEGORY: TRANSPORTATION
FOCUS AREA: CSWB, TRANS., SNE
LOCATION: CITYWIDE
EST. COMPLETION DATE: ONGOING

DEPARTMENT: PUBLIC UTILITIES
DEPARTMENT PRIORITY:
FUND: 046
PROJECT #: 974-1602



DESCRIPTION & SCOPE: This project provides for installation of new street lights at various locations, based on requests of citizens, the Police Department, and the Department of Public Works Traffic Engineering Division. This project provides for an upgrade to the electric distribution system, upgrades to three electric sub-stations, and ancillary electric work required due to CIP projects undertaken by other departments within the City of Richmond.

PURPOSE: To increase public safety at night and potentially reduce the crime rate through the installation of new street lights.

HISTORY & KEY MILESTONES: Prior funds for system upgrades for a phased upgrade program accumulated over time have been decreased. This funding is still required to facilitate the electric infrastructure upgrade program.

FINANCIAL SUMMARY

	FY 2011	FY 2012	FY 2013	FY 2014	FY 2015	FY 2016	TOTAL FY 2012-2016
FY 2012 PROPOSED	N/A	300,000	300,000	300,000	300,000	300,000	1,500,000
FY 2011 ADOPTED	500,000	500,000	500,000	500,000	500,000	N/A	2,000,000
CHANGE	N/A	(200,000)	(200,000)	(200,000)	(200,000)	300,000	(500,000)

OPERATING IMPACT THE TOTAL COST OF STREET LIGHTING IS A GENERAL FUND EXPENDITURE.

TOTAL PROJECT COST **ONGOING**
 PRIOR YEAR FUNDING 32,541,390
 PRIOR YEAR AVAILABLE 13,351,570
 FY 2012 PROPOSED 300,000
 FY 2013 – FY 2016 PLANNED 1,200,000
REMAINING NEED **ONGOING**

FY 2012 BUDGET DISTRIBUTION	
	AMOUNT
PLANNING/DESIGN	-
ACQUISITION/RELOCATION	-
SITE IMPROVEMENTS	-
CONSTRUCTION	300,000
FURNITURE/FIXTURES/EQUIPMENT	-
OTHER	-
TOTAL	300,000

FUNDING SOURCE(S): GENERAL OBLIGATION BONDS

NOTES:

STREETS, SIDEWALKS, AND ALLEY IMPROVEMENTS

CATEGORY: TRANSPORTATION
FOCUS AREA: TRANS.
LOCATION: CITYWIDE
EST. COMPLETION DATE: ONGOING

DEPARTMENT: PUBLIC WORKS
DEPARTMENT PRIORITY:
FUND: 040
PROJECT #: 291-8128

DESCRIPTION & SCOPE: This project funds smaller scale construction improvements resulting from permits and petitions, unforeseen circumstances and emergency conditions. This project also funds certain street and utility improvements for commercial or industrial development as allowed by City Code.



PURPOSE: To fund small scale emergency and unanticipated construction projects and required unbudgeted infrastructure improvements that stimulate private development as provided by City Code.

HISTORY & KEY MILESTONES: This project was established in 1994 and has been funded every year.

FINANCIAL SUMMARY

	FY 2011	FY 2012	FY 2013	FY 2014	FY 2015	FY 2016	TOTAL FY 2012-2016
FY 2012 PROPOSED	N/A	200,000	200,000	200,000	200,000	200,000	1,000,000
FY 2011 ADOPTED	450,000	450,000	450,000	350,000	250,000	N/A	1,500,000
CHANGE	N/A	(250,000)	(250,000)	(150,000)	(50,000)	200,000	(500,000)

OPERATING IMPACT A SMALL INCREASE IN MAINTENANCE COST IS EXPECTED.

TOTAL PROJECT COST	ONGOING
PRIOR YEAR FUNDING	19,528,363
PRIOR YEAR AVAILABLE	1,042,644
FY 2012 PROPOSED	200,000
FY 2013 – FY 2016 PLANNED	800,000
REMAINING NEED	ONGOING

FY 2012 BUDGET DISTRIBUTION	
	AMOUNT
PLANNING/DESIGN	-
ACQUISITION/RELOCATION	-
SITE IMPROVEMENTS	-
CONSTRUCTION	200,000
FURNITURE/FIXTURES/EQUIPMENT	-
OTHER	-
TOTAL	200,000

FUNDING SOURCE(S): GENERAL OBLIGATION BONDS

NOTES:

TRAFFIC CALMING

CATEGORY: TRANSPORTATION
FOCUS AREA: UHICN, TRANS.
LOCATION: CITYWIDE
EST. COMPLETION DATE: ONGOING

DEPARTMENT: PUBLIC WORKS
DEPARTMENT PRIORITY:
FUND: 040
PROJECT #: 290-8910

DESCRIPTION & SCOPE: This project provides for the installation of traffic calming devices including residential circles, chokers, speed cushions, splitters and raised crosswalks.



PURPOSE: To reduce cut-through traffic and speeding on certain neighborhood streets through the installation of physical traffic calming devices.

HISTORY & KEY MILESTONES: A neighborhood traffic management program was adopted by City Council in 2004. In 2009, sixteen projects were completed at a cost of \$197,664. During FY 2010 eight projects were completed at an estimated cost of \$397,000. In FY 2011 twelve projects are under design at an estimated cost of \$182,000.

FINANCIAL SUMMARY

	FY 2011	FY 2012	FY 2013	FY 2014	FY 2015	FY 2016	TOTAL FY 2012 - 2016
FY 2012 PROPOSED	N/A	200,000	200,000	200,000	200,000	200,000	1,000,000
FY 2011 ADOPTED	800,000	300,000	300,000	300,000	300,000	N/A	1,200,000
CHANGE	N/A	(100,000)	(100,000)	(100,000)	(100,000)	200,000	(200,000)

OPERATING IMPACT

TOTAL PROJECT COST	ONGOING
PRIOR YEAR FUNDING	2,600,000
PRIOR YEAR AVAILABLE	958,050
FY 2012 PROPOSED	200,000
FY 2013 – FY 2016 PLANNED	800,000
REMAINING NEED	ONGOING

FY 2012 BUDGET DISTRIBUTION	
	AMOUNT
PLANNING/DESIGN	30,000
ACQUISITION/RELOCATION	-
SITE IMPROVEMENTS	-
CONSTRUCTION	170,000
FURNITURE/FIXTURES/EQUIPMENT	-
OTHER	-
TOTAL	200,000

FUNDING SOURCE(S): GENERAL OBLIGATION BONDS,
 REVENUE SHARING AND PRIOR YEAR FUNDING

NOTES:

TRAFFIC CONTROL INSTALLATION

CATEGORY: TRANSPORTATION
FOCUS AREA: TRANS.
LOCATION: CITYWIDE
EST. COMPLETION DATE: ONGOING

DEPARTMENT: PUBLIC WORKS
DEPARTMENT PRIORITY:
FUND: 040
PROJECT #: 290-8122



DESCRIPTION & SCOPE: This project provides improvements to existing traffic signals through the upgrading of aged and damaged equipment. Improvements range from converting span wire designs to mast arms for improved visibility and maintenance to installing new vehicle detectors for improved operations (such fewer unnecessary stops and less delay and vehicle emissions).

PURPOSE: To restore the functionality of damaged traffic signals and improve the overall safety and operations at signals by replacing old outdated equipment.

HISTORY & KEY MILESTONES: This project has been providing ongoing installation of traffic signals and equipment for more than 20 years to improve traffic controls

throughout the City. Funding for the project also covers emergency contingencies, such as knockdowns, and pays half of the salary for the traffic signal controls inspector.

FINANCIAL SUMMARY

	FY 2011	FY 2012	FY 2013	FY 2014	FY 2015	FY 2016	TOTAL FY 2012-2016
FY 2012 PROPOSED	N/A	200,000	200,000	200,000	200,000	200,000	1,000,000
FY 2011 ADOPTED	200,000	200,000	200,000	200,000	200,000	N/A	800,000
CHANGE	N/A	-	-	-	-	200,000	200,000

OPERATING IMPACT THE INSTALLATION OF NEW SIGNAL EQUIPMENT AND THE REPLACEMENT OF THE OLD WILL RESULT IN OPERATIONAL COST EFFICIENCIES.

TOTAL PROJECT COST	ONGOING
PRIOR YEAR FUNDING	6,178,858
PRIOR YEAR AVAILABLE	14,272
FY 2012 PROPOSED	200,000
FY 2013 – FY 2016 PLANNED	800,000
REMAINING NEED	ONGOING

FY 2012 BUDGET DISTRIBUTION	
	AMOUNT
PLANNING/DESIGN	30,000
ACQUISITION/RELOCATION	-
SITE IMPROVEMENTS	-
CONSTRUCTION	170,000
FURNITURE/FIXTURES/EQUIPMENT	-
OTHER	-
TOTAL	200,000

FUNDING SOURCE(S): GENERAL OBLIGATION BONDS

NOTES:

TRAFFIC DIRECTION CONVERSIONS

CATEGORY: TRANSPORTATION
FOCUS AREA: UIHCN
LOCATION: CITYWIDE
EST. COMPLETION DATE: TBD

DEPARTMENT: PLANNING & DEVELOPMENT REVIEW
DEPARTMENT PRIORITY:
FUND: 040
PROJECT #: 210-8131



DESCRIPTION & SCOPE: The project will implement traffic direction conversions for streets identified for conversion to two-way traffic in the Downtown Plan and the Shockoe Bottom Transportation Plan 2020. The first phase of the project will focus on the feasibility, design and implementation of the streets in Shockoe Bottom, Marshall Street between Adams and 10th, and the east-west streets between Cowardin Avenue and the James River in the Manchester area. Additional streets Downtown would be considered following the first phase. Funding for the project also includes hiring a consultant to complete due diligence, engineering, and design work and to assist the City with other related tasks, as necessary.

PURPOSE: To convert one-way streets identified in the Downtown Plan and Shockoe Bottom Transportation Plan 2020 to two-way streets. The streets and intersections selected for conversion will coincide with successful commercial and residential districts and locations most in need of better access and visibility, such as corridors with existing vacant or underutilized buildings. Conversion will continue into additional areas as new infill development and redevelopment occurs.

HISTORY & KEY MILESTONES: This is the third year of project funding request.

FINANCIAL SUMMARY

	FY 2011	FY 2012	FY 2013	FY 2014	FY 2015	FY 2016	TOTAL FY 2012-2016
FY 2012 PROPOSED	N/A	816,978	1,500,000	-	-	-	2,316,978
FY 2011 ADOPTED	500,000	1,500,000	816,978	-	-	N/A	2,316,978
CHANGE	N/A	(683,022)	683,022	-	-	-	-

OPERATING IMPACT IMPACTS TO THE OPERATING BUDGET WILL BE CONTINGENT UPON HOW THE OPEN SPACE IS PROGRAMMED.

TOTAL PROJECT COST	2,916,978
PRIOR YEAR FUNDING	600,000
PRIOR YEAR AVAILABLE	593,609
FY 2012 PROPOSED	816,978
FY 2013 – FY 2016 PLANNED	1,500,000
REMAINING NEED	-

FY 2012 BUDGET DISTRIBUTION	
	AMOUNT
PLANNING/DESIGN	100,000
ACQUISITION/RELOCATION	-
SITE IMPROVEMENTS	-
CONSTRUCTION	716,978
FURNITURE/FIXTURES/EQUIPMENT	-
OTHER	-
TOTAL	816,978

FUNDING SOURCE(S): GENERAL OBLIGATION BONDS

NOTES:

TRANSPORTATION PROJECTS

CATEGORY: TRANSPORTATION
FOCUS AREA: TRANS.
LOCATION: CITYWIDE
EST. COMPLETION DATE: ONGOING

DEPARTMENT: PUBLIC WORKS
DEPARTMENT PRIORITY:
FUND: 040
PROJECT #: 291-8515

DESCRIPTION & SCOPE: The project provides the asphalt restoration of various streets throughout the City. The scope of work includes the milling and asphalt resurfacing of major arterial streets and the application of slurry seal to minor arterial and collector streets as determined by visual pavement condition surveys. Improvements also include curb and gutter repairs, pavement patching, and the installation of handicap ramps as needed.



PURPOSE: To maintain the function and operating condition of over 1,900 lane miles of City-owned streets while prolonging the useful life of paved surfaces.

HISTORY & KEY MILESTONES: This project has been funded continuously over an historical period of time but only to the extent to be reactive to emergency situations. Recent funding has been on a more proactive basis as many City streets have reached operating limitations because of their poor functional conditions.

FINANCIAL SUMMARY

	FY 2011	FY 2012	FY 2013	FY 2014	FY 2015	FY 2016	TOTAL FY 2012-2016
FY 2012 PROPOSED	N/A	4,600,000	4,050,000	1,265,000	1,500,000	1,735,000	13,150,000
FY 2011 ADOPTED	3,750,000	3,750,000	3,750,000	1,750,000	1,300,000	N/A	10,550,000
CHANGE	N/A	850,000	300,000	(485,000)	200,000	1,735,000	2,600,000

OPERATING IMPACT THE RESTORATION OF OLDER STREETS WILL RESULT IN OPERATION COST EFFICIENCIES.

TOTAL PROJECT COST	60,000,000
PRIOR YEAR FUNDING	14,078,903
PRIOR YEAR AVAILABLE	2,123,750
FY 2012 PROPOSED	4,600,000
FY 2013 – FY 2016 PLANNED	8,550,000
REMAINING NEED	32,421,097

FY 2012 BUDGET DISTRIBUTION	
	AMOUNT
PLANNING/DESIGN	500,000
ACQUISITION/RELOCATION	-
SITE IMPROVEMENTS	-
CONSTRUCTION	4,100,000
FURNITURE/FIXTURES/EQUIPMENT	-
OTHER	-
TOTAL	4,600,000

FUNDING SOURCE(S): GENERAL OBLIGATION BONDS

NOTES:

URBAN FUNDED NEW PAVEMENT REHABILITATION

CATEGORY: TRANSPORTATION
FOCUS AREA: TRANS., EG, CSWB
LOCATION: CITYWIDE
EST. COMPLETION DATE: ONGOING

DEPARTMENT: PUBLIC WORKS
DEPARTMENT PRIORITY:
FUND: 042
PROJECT #: 294-8189



DESCRIPTION & SCOPE: This project provides additional funding for pavement rehabilitation, resurfacing, and sealing and preventive maintenance of streets.

PURPOSE: To improve street surface condition, appearance and upgraded pavement markings.

HISTORY & KEY MILESTONES: Funding for this program comes from monies received from State Urban Funds received under the City of Richmond's 1st Cities Agreement with the State. These funds require a 2% City match which is budgeted in the "Matching Funds for Federal Grant" program.

FY 2012 funds are FY 2009-2010 interest earned from the State's quarterly payment from VDOT.

FINANCIAL SUMMARY

	FY 2011	FY 2012	FY 2013	FY 2014	FY 2015	FY 2016	TOTAL FY 2012-2016
FY 2012 PROPOSED	N/A	75,038	-	-	-	-	75,038
FY 2011 ADOPTED	827,625	-	-	-	-	N/A	-
CHANGE	N/A	75,038	-	-	-	-	75,038

OPERATING IMPACT THE PROJECT WILL REDUCE OPERATING COSTS.


	ONGOING
TOTAL PROJECT COST	
PRIOR YEAR FUNDING	7,884,639
PRIOR YEAR AVAILABLE	753,548
FY 2012 PROPOSED	75,038
FY 2013 – FY 2016 PLANNED	-
REMAINING NEED	2,040,323

FY 2012 BUDGET DISTRIBUTION	
	AMOUNT
PLANNING/DESIGN	-
ACQUISITION/RELOCATION	-
SITE IMPROVEMENTS	-
CONSTRUCTION	75,038
FURNITURE/FIXTURES/EQUIPMENT	-
OTHER	-
TOTAL	75,038

FUNDING SOURCE(s): URBAN STATE FUNDS

NOTES:

City Equipment & Other



BROAD STREET CDA PARKING FACILITIES

CATEGORY: CITY EQUIPMENT AND OTHER
FOCUS AREA: WMG
LOCATION: 6
EST. COMPLETION DATE: ONGOING

DEPARTMENT: PUBLIC WORKS
DEPARTMENT PRIORITY:
FUND: 040
PROJECT #: 230-8117

DESCRIPTION & SCOPE: This project was established in FY 2011 for the acquisition of the five parking facilities and other assets of the Broad Street Community Development Authority.



PURPOSE: The Broad Street Community Development Authority debt for the facilities was to be supported by a variety of revenue streams including payments from the City. Projections indicated that parking revenues from the facilities would not be sufficient to cover the costs of the high-interest debt service and facility operations.

HISTORY & KEY MILESTONES: The City acquired the parking facilities on December 1, 2010. The Broad Street Community Development Authority was dissolved in February 2011.

FINANCIAL SUMMARY

	FY 2011	FY 2012	FY 2013	FY 2014	FY 2015	FY 2016	TOTAL FY 2012-2016
FY 2012 PROPOSED	N/A	-	-	-	-	-	-
FY 2011 ADOPTED	69,896,245	-	-	-	-	-	-
CHANGE	N/A	-	-	-	-	-	-
OPERATING IMPACT	THE REPLACEMENT OF OLDER EQUIPMENT WILL RESULT IN OPERATION COST EFFICIENCIES.						

TOTAL PROJECT COST 69,896,245
PRIOR YEAR FUNDING 69,896,245
PRIOR YEAR AVAILABLE -
FY 2012 PROPOSED -
FY 2013 – FY 2016 PLANNED -
REMAINING NEED -

FY 2012 BUDGET DISTRIBUTION	
	AMOUNT
PLANNING/DESIGN	-
ACQUISITION/RELOCATION	-
SITE IMPROVEMENTS	-
CONSTRUCTION	-
FURNITURE/FIXTURES/EQUIPMENT	-
OTHER	-
TOTAL	-

FUNDING SOURCE(S): GENERAL OBLIGATION BONDS

NOTES:

REPLACE PARKING EQUIPMENT IN CITY PARKING FACILITIES

CATEGORY: CITY EQUIPMENT & OTHER
FOCUS AREA: EG, CSWB, TRANS., WMG
LOCATION: CITYWIDE
EST. COMPLETION DATE: SEPTEMBER 2013

DEPARTMENT: FINANCE
DEPARTMENT PRIORITY:
FUND: SPECIAL REVENUE
PROJECT #: NEW



DESCRIPTION & SCOPE: This project will provide funds for the acquisition and installation of new, state of the art parking equipment at 5th & Marshall and 7th & Marshall parking facilities, resulting in the reduction of ongoing maintenance costs.

PURPOSE: To install new parking equipment at 5th & Marshall and 7th & Marshall parking facilities, as the current equipment is not in line with industry standards and requires constant maintenance. The equipment replacement will reduce maintenance costs, allow for better ingress and egress, and improve revenue tracking.

HISTORY & KEY MILESTONES: Parking Equipment Replacement is a new project. The appropriation of funds for this project will be utilized to purchase new equipment for 5th & Marshall in FY 2012. Equipment for 7th & Marshall parking facility will be purchased in FY 2013. Equipment installation will take approximately 30-45 days.

FINANCIAL SUMMARY

	FY 2011	FY 2012	FY 2013	FY 2014	FY 2015	FY 2016	TOTAL FY 2012-2016
FY 2012 PROPOSED	N/A	350,000	200,000	-	-	-	550,000
FY 2011 ADOPTED	-	-	-	-	-	N/A	N/A
CHANGE	N/A	350,000	200,000	-	-	-	550,000
OPERATING IMPACT	ALLOCATION WILL REDUCE ON-GOING MAINTENANCE COSTS.						

TOTAL PROJECT COST	550,000
PRIOR YEAR FUNDING	-
PRIOR YEAR AVAILABLE	-
FY 2012 PROPOSED	350,000
FY 2013 – FY 2016 PLANNED	200,000
REMAINING NEED	-

FY 2012 BUDGET DISTRIBUTION	
	AMOUNT
PLANNING/DESIGN	-
ACQUISITION/RELOCATION	-
SITE IMPROVEMENTS	-
CONSTRUCTION	-
FURNITURE/FIXTURES/EQUIPMENT	-
OTHER	350,000
TOTAL	350,000

FUNDING SOURCE(S): PARKING REVENUE

NOTES:

VEHICLE REPLACEMENT PROGRAM

CATEGORY: CITY EQUIPMENT & OTHER
FOCUS AREA: SNE, WMG
LOCATION: CITYWIDE
EST. COMPLETION DATE: ONGOING

DEPARTMENT: PUBLIC WORKS (FLEET MGMT)
DEPARTMENT PRIORITY:
FUND: 040
PROJECT #: NEW

DESCRIPTION & SCOPE: This project allows for the purchase of replacement vehicles and equipment used to provide services throughout the City. The City's Fleet consists of approximately 2,300 vehicles and pieces of equipment.



PURPOSE: To replace vehicles and equipment that are beyond their useful life, which are typically the most costly to maintain. In line with the objectives of a well-managed government, the City has established a fleet replacement process that will, in time, set the vehicle replacement cycle in line with best practices, minimizing operating and maintenance costs.

HISTORY & KEY MILESTONES: The goal of the fleet replacement program is to strike a balance for minimizing replacement costs versus maintenance and fuel costs. The FY 2012 proposed allocation will be utilized for the purchase of four new fire trucks, 11 new pieces of heavy equipment for the Department of Public Works including two new flushers, two new street sweepers, and two new pothole patchers, and 40 new police vehicles.

FINANCIAL SUMMARY

	FY 2011	FY 2012	FY 2013	FY 2014	FY 2015	FY 2016	TOTAL FY 2012-2016
FY 2012 PROPOSED	N/A	5,400,000	5,000,000	5,000,000	5,000,000	5,000,000	25,400,000
FY 2011 ADOPTED	-	-	-	-	-	N/A	N/A
CHANGE	N/A	5,400,000	5,000,000	5,000,000	5,000,000	5,000,000	25,400,000

OPERATING IMPACT THE REPLACEMENT OF OLDER EQUIPMENT WILL RESULT IN OPERATION COST EFFICIENCIES.

TOTAL PROJECT COST	ONGOING
PRIOR YEAR FUNDING	5,000,000
PRIOR YEAR AVAILABLE	5,000,000
FY 2012 PROPOSED	5,400,000
FY 2013 – FY 2016 PLANNED	20,000,000
REMAINING NEED	ONGOING

FY 2012 BUDGET DISTRIBUTION	
	AMOUNT
PLANNING/DESIGN	-
ACQUISITION/RELOCATION	-
SITE IMPROVEMENTS	-
CONSTRUCTION	-
FURNITURE/FIXTURES/EQUIPMENT	-
OTHER	5,400,000
TOTAL	5,400,000

FUNDING SOURCE(S): PAY-AS-YOU-GO CASH

NOTES: PRIOR YEAR DEBT AUTHORIZATION APPROVED BY COUNCIL IS DEDICATED TO THE PURCHASE OF SEVEN NEW FIRE TRUCKS ORDERED DURING FY 2011, EXPECTED FOR DELIVERY IN OCTOBER-NOVEMBER 2011. THE ORDER-TO-DELIVERY TIME PERIOD FOR FIRE TRUCKS IS ESPECIALLY LENGTHY DUE TO THE COMPLEXITY OF THE EQUIPMENT INVOLVED.

PUBLIC UTILITIES

GAS UTILITY NEW BUSINESS

CATEGORY: UTILITIES

FOCUS AREA: SNE

LOCATION: CITYWIDE

EST. COMPLETION DATE: ONGOING

DEPARTMENT: PUBLIC UTILITIES

DEPARTMENT PRIORITY:

FUND: 043

PROJECT #: 971-1402

DESCRIPTION & SCOPE: This project provides for the ongoing installation of new gas mains, services, meters, and regulators to serve new customers in the City of Richmond and Henrico County. It is estimated that 50,000 feet of new mains and 1,045 new services will be installed in FY 2012.



PURPOSE: For each request to provide gas service, a determination is made whether the project provides a positive return to the gas utility. Projects where net revenue exceeds the estimated cost of construction will be completed. In addition, projects may be completed where it is determined that subject to the Department of Public Utilities' Main Extension Policy, those projects will provide future profitable gas sales.

HISTORY & KEY MILESTONES: This project has been funded continuously over an historical period of time, but only to the extent to be reactive to opportunities to serve new customers. A new natural gas fueling facility will be completed at Hopkins Road in January 2011.

FINANCIAL SUMMARY

	FY 2011	FY 2012	FY 2013	FY 2014	FY 2015	FY 2016	TOTAL FY 2012-2016
FY 2012 PROPOSED	N/A	1,723,000	10,309,000	11,544,000	13,309,000	14,796,000	51,681,000
FY 2011 ADOPTED	-	9,001,000	11,866,000	12,018,000	12,488,000	N/A	45,373,000
CHANGE	N/A	(7,278,000)	(1,557,000)	(474,000)	821,000	14,796,000	6,308,000

OPERATING IMPACT THE FUNDS REQUESTED FOR THESE PROJECTS WILL RESULT IN A NET INCREASE TO GAS UTILITY'S NET REVENUES.

TOTAL PROJECT COST	ONGOING
PRIOR YEAR FUNDING	231,422,207
PRIOR YEAR AVAILABLE	38,949,017
FY 2012 PROPOSED	1,723,000
FY 2013 – FY 2016 PLANNED	49,958,000
REMAINING NEED	ONGOING

FY 2012 BUDGET DISTRIBUTION	
	AMOUNT
PLANNING/DESIGN	-
ACQUISITION/RELOCATION	-
SITE IMPROVEMENTS	-
CONSTRUCTION	1,723,000
FURNITURE/FIXTURES/EQUIPMENT	-
OTHER	-
TOTAL	1,723,000

FUNDING SOURCE(S): CASH, UTILITY BONDS

NOTES:

GAS UTILITY SYSTEM REPLACEMENT

CATEGORY: UTILITIES

FOCUS AREA: SNE

LOCATION: CITYWIDE

EST. COMPLETION DATE: ONGOING

DEPARTMENT: PUBLIC UTILITIES

DEPARTMENT PRIORITY:

FUND: 043

PROJECT #: 971-1403 & 971-1430

DESCRIPTION & SCOPE: This project provides for the replacement of gas mains, services, meters, and regulators. The primary projects included in this program are replacement of old gas mains, replacement or renewal of old gas services and response to water infiltration. Also included are ancillary projects to renew or replace mains in conjunction with projects being done by other City agencies or the State. It is estimated to replace 100,000 feet of main and 2,600 services in FY 2012.



PURPOSE: Much of the gas distribution system is over 40 years old and is deteriorating due to its age. This project replaces and/or renews old gas facilities as maintenance costs begin to exceed replacement costs. This program, along with the cathodic protection program (Project 1430), reduces gas leakage and revenue losses.

HISTORY & KEY MILESTONES: A federal USDOT mandate requires the City to complete a 40 year project to replace all cast iron gas mains. This project is in its 19th year. New federal regulations requiring Distribution Integrity Management programs are effective on August 2, 2011.

FINANCIAL SUMMARY

	FY 2011	FY 2012	FY 2013	FY 2014	FY 2015	FY 2016	TOTAL FY 2012-2016
FY 2012 PROPOSED	N/A	18,948,000	19,581,000	20,237,000	20,913,000	21,611,000	101,290,000
FY 2011 ADOPTED	21,684,000	19,056,000	19,817,000	20,589,000	21,412,000	N/A	80,874,000
CHANGE	N/A	(108,000)	(236,000)	(352,000)	(499,000)	21,611,000	20,416,000

OPERATING IMPACT THE FUNDS REQUESTED FOR THESE PROJECTS WILL RESULT IN A NET INCREASE TO GAS UTILITY'S NET REVENUES.

TOTAL PROJECT COST	ONGOING
PRIOR YEAR FUNDING	222,995,319
PRIOR YEAR AVAILABLE	48,213,354
FY 2012 PROPOSED	18,948,000
FY 2013 – FY 2016 PLANNED	82,342,000
REMAINING NEED	ONGOING

FY 2012 BUDGET DISTRIBUTION	
	AMOUNT
PLANNING/DESIGN	-
ACQUISITION/RELOCATION	-
SITE IMPROVEMENTS	-
CONSTRUCTION	18,948,000
FURNITURE/FIXTURES/EQUIPMENT	-
OTHER	-
TOTAL	18,948,000

FUNDING SOURCE(s): CASH, UTILITY BONDS

NOTES:

STORMWATER FACILITIES IMPROVEMENTS

CATEGORY: UTILITIES
FOCUS AREA: SNE
LOCATION: CITYWIDE
EST. COMPLETION DATE: ONGOING

DEPARTMENT: PUBLIC UTILITIES
DEPARTMENT PRIORITY:
FUND: 048
PROJECT #: 978-1940



DESCRIPTION & SCOPE: This project provides for Citywide maintenance and upgrade of stormwater sewers and associated facilities, inspection and replacement programs, miscellaneous stormwater extensions, and emergency replacements.

PURPOSE: To complete the necessary repairs of and upgrades to the stormwater facilities.

HISTORY & KEY MILESTONES: This project has been funded to repair and/or replace drainage structures, ditches and culverts throughout the city. Development and use of “Green” technology has proven to be a positive step

toward the reduction of untreated urban runoff into the City’s rivers and streams. A proactive approach is being taken to meet federal, state and local regulations.

FINANCIAL SUMMARY

	FY 2011	FY 2012	FY 2013	FY 2014	FY 2015	FY 2016	TOTAL FY 2012-2016
FY 2012 PROPOSED	N/A	3,500,000	3,500,000	27,558,000	15,285,000	16,613,000	66,456,000
FY 2011 ADOPTED	3,500,000	3,500,000	3,500,000	27,558,000	15,285,000	N/A	49,843,000
CHANGE	N/A	-	266,000	1,950,000	-	-	16,613,000

OPERATING IMPACT THE FUNDS REQUESTED IN THIS PROJECT ARE NECESSARY TO REDUCE MAINTENANCE COSTS AND ORDINARILY KEEP RATE INCREASES TO A MINIMUM.

TOTAL PROJECT COST	ONGOING
PRIOR YEAR FUNDING	7,177,915
PRIOR YEAR AVAILABLE	5,412,091
FY 2012 PROPOSED	3,500,000
FY 2013 – FY 2016 PLANNED	62,956,000
REMAINING NEED	ONGOING

FY 2012 BUDGET DISTRIBUTION	
	AMOUNT
PLANNING/DESIGN	-
ACQUISITION/RELOCATION	-
SITE IMPROVEMENTS	-
CONSTRUCTION	3,500,000
FURNITURE/FIXTURES/EQUIPMENT	-
OTHER	-
TOTAL	3,500,000

FUNDING SOURCE(S): CASH, UTILITY BONDS

NOTES:

CITY OF RICHMOND FLOODWALL

CATEGORY: UTILITIES

FOCUS AREA: SNE

LOCATION: 6

EST. COMPLETION DATE: ONGOING

DEPARTMENT: PUBLIC UTILITIES

DEPARTMENT PRIORITY:

FUND: 045

PROJECT #: NEW



DESCRIPTION & SCOPE: This project provides for capital improvements, corrective and preventive maintenance for the dams, canals, levees and floodwalls as well as the flood control systems on both the north and south interior drainage areas. The operation and maintenance of these facilities protect residential and business properties in the City and are required to meet the regulations of the Secretary of the Army and permits issued by the US Army Corps of Engineers Norfolk District and the Virginia Department of Environmental Quality.

PURPOSE: To make necessary improvements, repairs and upgrades needed for the sustainability of the James River infrastructure including dams, canals and flood protection facilities.

HISTORY & KEY MILESTONES: These types of projects have been continuously funded over decades in the City's general or enterprise fund. Beginning in 2009 all the project costs are centralized in the DPU, an enterprise fund.

FINANCIAL SUMMARY

	FY 2011	FY 2012	FY 2013	FY 2014	FY 2015	FY 2016	TOTAL FY 2012-2016
FY 2012 PROPOSED	N/A	-	266,000	1,950,000	-	-	2,216,000
FY 2011 ADOPTED	-	-	-	-	-	N/A	-
CHANGE	N/A	-	266,000	1,950,000	-	-	2,216,000

OPERATING IMPACT

THIS PROJECT WILL ENSURE RELIABLE OPERATION AND REDUCE MAINTENANCE COSTS OF EXISTING FLOOD PREVENTION FACILITIES. THIS WILL AID IN THE PROTECTION OF PROPERTIES AND SUSTAINING THE EXISTING THE TAX BASE.

	ONGOING
TOTAL PROJECT COST	
PRIOR YEAR FUNDING	-
PRIOR YEAR AVAILABLE	-
FY 2012 PROPOSED	-
FY 2013 – FY 2016 PLANNED	2,216,000
REMAINING NEED	ONGOING

FY 2012 BUDGET DISTRIBUTION	
	AMOUNT
PLANNING/DESIGN	-
ACQUISITION/RELOCATION	-
SITE IMPROVEMENTS	-
CONSTRUCTION	-
FURNITURE/FIXTURES/EQUIPMENT	-
OTHER	-
TOTAL	-

FUNDING SOURCE(S): CASH , VRA & UTILITY BONDS

NOTES:

COMBINED SEWER OVERFLOW

CATEGORY: UTILITIES

FOCUS AREA: SNE

LOCATION: CITYWIDE

EST. COMPLETION DATE: ONGOING

DEPARTMENT: PUBLIC UTILITIES

DEPARTMENT PRIORITY:

FUND: 045

PROJECT #: 973-1701-1750

DESCRIPTION & SCOPE: This project implements the City of Richmond's Combined Sewer Overflow (CSO) Plan. The program includes design engineering and construction of CSO conveyance facilities on the north and south sides of the James River, increases the wet weather treatment capacity at the Wastewater Treatment Plant, expansion of the Shockoe Retention Basin and other smaller CSO control projects. In addition, this project includes \$22.7 million for the Canal Redevelopment Project.



PURPOSE: As part of its Virginia Pollution Discharge Elimination System Permit, CSO Special Order by Consent and the Regional Water Quality Management Plan (2008 Plan), the City is required to develop and implement a plan to control CSO discharges and meet Virginia water quality standards, as well as an ongoing CSO monitoring program and financial status review.

HISTORY & KEY MILESTONES: The City completed Phase 1 of the CSO Control Program in the 1990s. Phase 2 was completed in 2003. The first set of Phase 3 CSO projects began in 2007 and will be continuing over the next 20 plus years.

FINANCIAL SUMMARY

	FY 2011	FY 2012	FY 2013	FY 2014	FY 2015	FY 2016	TOTAL FY 2012-2016
FY 2012 PROPOSED	N/A	6,300,000	-	-	-	-	6,300,000
FY 2011 ADOPTED	3,100,000	6,300,000	3,869,000	-	-	N/A	10,169,000
CHANGE	N/A	-	(3,869,000)	-	-	-	(3,869,000)

OPERATING IMPACT THE FUNDS REQUESTED IN THIS PROJECT ARE NECESSARY TO REDUCE MAINTENANCE COSTS AND EXTEND THE LIFE OF THE ASSETS.

TOTAL PROJECT COST	ONGOING
PRIOR YEAR FUNDING	196,202,760
PRIOR YEAR AVAILABLE	28,695,707
FY 2012 PROPOSED	6,300,000
FY 2013 – FY 2016 PLANNED	-
REMAINING NEED	ONGOING

FY 2012 BUDGET DISTRIBUTION	
	AMOUNT
PLANNING/DESIGN	-
ACQUISITION/RELOCATION	-
SITE IMPROVEMENTS	-
CONSTRUCTION	6,300,000
FURNITURE/FIXTURES/EQUIPMENT	-
OTHER	-
TOTAL	6,300,000

FUNDING SOURCE(S): CASH, VRA & UTILITY BONDS

NOTES:

SANITARY SEWERS

CATEGORY: UTILITIES

FOCUS AREA: SNE

LOCATION: CITYWIDE

EST. COMPLETION DATE: ONGOING

DEPARTMENT: PUBLIC UTILITIES

DEPARTMENT PRIORITY:

FUND: 045

PROJECT #: 973-1701-1760

DESCRIPTION & SCOPE: This project provides for maintenance and upgrade of sanitary sewers, inspection and replacement programs, miscellaneous sewer extensions, and emergency replacements. This project includes the Shockoe Bottom Drainage Projects (SBD 1-7) and the Battery Park Drainage Project. Also included are ancillary projects to renew or replace sewers in conjunction with projects being done by other City agencies or the State. Various Stormwater Drainage projects totaling \$4,521,725 were added as a Council Budget Amendment to the Capital Improvement Plan for FY2009-2013 (Ordinance 2008-73-105, Attachment II).



PURPOSE: To provide necessary repairs of and upgrades to the sanitary sewer facilities.

HISTORY & KEY MILESTONES: This project has been funded continuously over an extended period of time. In the 2005 time frame, the annual sewer rehabilitation budget was ramped up from about \$4 million per year to the current level of approximately \$10 million year. Project scheduling and rehabilitation has taken a more proactive role in bringing the sanitary sewers in rehabilitated areas an additional 50-100 years of life expectancy.

FINANCIAL SUMMARY

	FY 2011	FY 2012	FY 2013	FY 2014	FY 2015	FY 2016	TOTAL FY 2012-2016
FY 2012 PROPOSED	N/A	16,099,000	15,112,000	15,344,000	15,700,000	20,242,000	82,497,000
FY 2011 ADOPTED	11,099,000	15,999,000	13,012,000	13,344,000	13,700,000	N/A	56,055,000
CHANGE	N/A	100,000	2,100,000	2,000,000	2,000,000	20,242,000	26,442,000

OPERATING IMPACT THE FUNDS REQUESTED IN THIS PROJECT ARE NECESSARY TO REDUCE MAINTENANCE COSTS AND EXTEND THE LIFE OF THE ASSETS.

TOTAL PROJECT COST	ONGOING
PRIOR YEAR FUNDING	188,102,724
PRIOR YEAR AVAILABLE	72,710,521
FY 2012 PROPOSED	16,099,000
FY 2013 – FY 2016 PLANNED	66,398,000
REMAINING NEED	ONGOING

FY 2012 BUDGET DISTRIBUTION	
	AMOUNT
PLANNING/DESIGN	-
ACQUISITION/RELOCATION	-
SITE IMPROVEMENTS	-
CONSTRUCTION	16,099,000
FURNITURE/FIXTURES/EQUIPMENT	-
OTHER	-
TOTAL	16,099,000

FUNDING SOURCE(S): CASH , VRA & UTILITY BONDS

NOTES:

WASTEWATER TREATMENT

CATEGORY: UTILITIES

FOCUS AREA: SNE

LOCATION: CITYWIDE

EST. COMPLETION DATE: ONGOING

DEPARTMENT: PUBLIC UTILITIES

DEPARTMENT PRIORITY:

FUND: 045

PROJECT #: 973-1701

DESCRIPTION & SCOPE: This project provides for the upgrading of equipment and process control systems at the Wastewater Treatment Plant. The wastewater system serves approximately 58,000 customers in the City, Henrico, northern Chesterfield and Goochland counties.



PURPOSE: To improve the operational processes of the Wastewater Treatment Plant.

HISTORY & KEY MILESTONES: This project has been funded continuously to replace systems have reached or surpassed their useful service lives and to maintain compliance with water quality regulations. In 2009, construction began on a \$156 million series of projects to upgrade the treatment plant to remove more nitrogen and phosphorus pollutants as part of the Chesapeake Bay Restoration Program.

FINANCIAL SUMMARY

	FY 2011	FY 2012	FY 2013	FY 2014	FY 2015	FY 2016	TOTAL FY 2012-2016
FY 2012 PROPOSED	N/A	5,000,000	12,161,000	14,250,000	8,899,000	379,000	40,689,000
FY 2011 ADOPTED	-	-	-	-	-	N/A	-
CHANGE	N/A	5,000,000	12,161,000	14,250,000	8,899,000	379,000	40,689,000

OPERATING IMPACT THE FUNDS REQUESTED IN THIS PROJECT ARE NECESSARY TO REDUCE MAINTENANCE COSTS AND EXTEND THE LIFE OF THE ASSETS.

TOTAL PROJECT COST	ONGOING
PRIOR YEAR FUNDING	178,516,299
PRIOR YEAR AVAILABLE	109,602,768
FY 2012 PROPOSED	5,000,000
FY 2013 – FY 2016 PLANNED	35,689,000
REMAINING NEED	ONGOING

FY 2012 BUDGET DISTRIBUTION	
	AMOUNT
PLANNING/DESIGN	-
ACQUISITION/RELOCATION	-
SITE IMPROVEMENTS	-
CONSTRUCTION	5,000,000
FURNITURE/FIXTURES/EQUIPMENT	-
OTHER	-
TOTAL	5,000,000

FUNDING SOURCE(s): CASH , VRA & UTILITY BONDS

NOTES:

WATER UTILITY DISTRIBUTION SYSTEM IMPROVEMENTS

CATEGORY: UTILITIES

FOCUS AREA: SNE

LOCATION: CITYWIDE

EST. COMPLETION DATE: ONGOING

DEPARTMENT: PUBLIC UTILITIES

DEPARTMENT PRIORITY:

FUND: 044

PROJECT #: 971-1502

DESCRIPTION & SCOPE: This project provides for installation of water mains to serve new customers, also meter programs and the rehabilitation of existing water mains and services. It is estimated to replace or retire 18,700 feet of main and 800 services in FY 2012. An estimated 61,000 feet of water main will be cleaned and lined in FY 2012. Also included are ancillary projects to renew or replace mains in conjunction with projects being done by other City of Richmond agencies or the State.



PURPOSE: Rehabilitation and replacement of water mains are done on a systematic basis, with cost effectiveness and quality of water service in specific areas determining the projects to be completed. New water mains and services are installed as requested, with the customer paying for all work beyond a minimum amount per customer.

HISTORY & KEY MILESTONES: This project has been funded continuously over an historical period of time, but only to the extent to be reactive to emergency situations. However, recent funding has been on a more proactive basis as many of the water mains have reached or surpassed their useful lives.

FINANCIAL SUMMARY

	FY 2011	FY 2012	FY 2013	FY 2014	FY 2015	FY 2016	TOTAL FY 2012-2016
FY 2012 PROPOSED	N/A	8,547,000	9,664,000	10,024,000	10,377,000	10,743,000	49,355,000
FY 2011 ADOPTED	9,475,000	9,987,000	10,317,000	10,722,000	11,147,000	N/A	42,173,000
CHANGE	N/A	(1,440,000)	(653,000)	(698,000)	(770,000)	10,743,000	7,182,000

THE FUNDS REQUESTED IN THIS PROJECT ARE NECESSARY TO SERVE ADDITIONAL CUSTOMERS OR TO REDUCE MAINTENANCE COSTS AND REDUCE WATER LOSSES. THIS WILL NORMALLY RESULT IN AN INCREASE IN REVENUE IN THE WATER UTILITY.

OPERATING IMPACT

TOTAL PROJECT COST	ONGOING
PRIOR YEAR FUNDING	135,344,907
PRIOR YEAR AVAILABLE	23,235,849
FY 2012 PROPOSED	8,547,000
FY 2013 – FY 2016 PLANNED	40,808,000
REMAINING NEED	ONGOING

FY 2012 BUDGET DISTRIBUTION	
	AMOUNT
PLANNING/DESIGN	-
ACQUISITION/RELOCATION	-
SITE IMPROVEMENTS	-
CONSTRUCTION	8,547,000
FURNITURE/FIXTURES/EQUIPMENT	-
OTHER	-
TOTAL	8,547,000

FUNDING SOURCE(S): CASH, UTILITY BONDS

NOTES:

MAJOR PLANT & PUMPING IMPROVEMENTS

CATEGORY: UTILITIES

DEPARTMENT: PUBLIC UTILITIES

FOCUS AREA: SNE

DEPARTMENT PRIORITY:

LOCATION: CITYWIDE

FUND: 044

EST. COMPLETION DATE: JANUARY 2017

PROJECT #: 972-1503

DESCRIPTION & SCOPE: A comprehensive study of the City of Richmond's water purification plant and pumping system indicated that substantial improvements were needed to meet projected water demand and to comply with the requirements of the Safe Drinking Water Act and State Health Department regulations. The program for accomplishing these improvements began in the mid-1970s. The plant's present certified capacity is 132 million gallons per day (MGD).



PURPOSE: To make improvements to the City of Richmond's water purification plant and pumping system to meet projected water demand and to comply with the requirements of the Safe Drinking Water Act and State Health Department regulations.

HISTORY & KEY MILESTONES: This project has been funded continuously to replace systems that have reached or surpassed their useful service lives, maintain compliance with new drinking water quality regulations, and to meet county wholesale water contract capacity requirements.

FINANCIAL SUMMARY

	FY 2011	FY 2012	FY 2013	FY 2014	FY 2015	FY 2016	TOTAL FY 2012-2016
FY 2012 PROPOSED	N/A	21,631,000	32,916,000	16,399,000	-	-	70,946,000
FY 2011 ADOPTED	8,454,000	30,184,000	54,543,000	15,000,000	3,500,000	N/A	103,227,000
CHANGE	N/A	(8,553,000)	(21,627,000)	1,399,000	(3,500,000)	-	(32,281,000)

OPERATING IMPACT THE FUNDS REQUESTED IN THIS PROJECT ARE NECESSARY TO MAINTAIN COMPLIANCE WITH WATER QUALITY REGULATIONS AS WELL AS REDUCE OPERATING AND MAINTENANCE COSTS AND INCREASE EFFICIENCY.

TOTAL PROJECT COST	ONGOING
PRIOR YEAR FUNDING	273,445,475
PRIOR YEAR AVAILABLE	139,711,598
FY 2012 PROPOSED	21,631,000
FY 2013 – FY 2016 PLANNED	49,315,000
REMAINING NEED	ONGOING

FY 2012 BUDGET DISTRIBUTION	
	AMOUNT
PLANNING/DESIGN	-
ACQUISITION/RELOCATION	-
SITE IMPROVEMENTS	-
CONSTRUCTION	21,631,000
FURNITURE/FIXTURES/EQUIPMENT	-
OTHER	-
TOTAL	21,631,000

FUNDING SOURCE(S): CASH, UTILITY BONDS

NOTES:

TRANSMISSION MAIN IMPROVEMENTS

CATEGORY: UTILITIES

FOCUS AREA: SNE

LOCATION: CITYWIDE

EST. COMPLETION DATE: JANUARY 2017

DEPARTMENT: PUBLIC UTILITIES

DEPARTMENT PRIORITY:

FUND: 044

PROJECT #: 972-1503

DESCRIPTION & SCOPE: This project provides for construction of water transmission mains and tanks, to provide service to the City of Richmond as well as Henrico, Hanover, and Chesterfield Counties, to maximize the use of the City of Richmond’s water purification plant.



PURPOSE: All projects undertaken for the exclusive benefit of Henrico, Hanover, and Chesterfield Counties are paid for 100 percent by each County. This maximizes efficiencies of usage of the City of Richmond’s water purification plant and lowers the cost of service for all customers of the Water Utility.

HISTORY & KEY MILESTONES: Past projects have included new transmission mains to facilitate increased water sales to Henrico, Chesterfield and Hanover Counties, as well as the soon to be completed Hioaks Elevated Water Tank in the southwestern portion of the City. DPU is currently in the process of replacing a large section of the 36” Korah 3 transmission main in the Kanawha Canal.

FINANCIAL SUMMARY

	FY 2011	FY 2012	FY 2013	FY 2014	FY 2015	FY 2016	TOTAL FY 2012-2016
FY 2012 PROPOSED	N/A	9,301,000	6,437,000	653,000	278,000	550,000	17,219,000
FY 2011 ADOPTED	350,000	9,301,000	6,437,000	653,000	278,000	N/A	16,669,000
CHANGE	N/A	-	-	-	-	550,000	550,000

OPERATING IMPACT THE MAJORITY OF THE PROJECTS IN THIS AREA SHOULD MAINTAIN OR INCREASE THE WATER SALES TO HENRICO, CHESTERFIELD AND HANOVER COUNTIES AND WILL BE FUNDED EXCLUSIVELY BY EACH COUNTY

TOTAL PROJECT COST	103,614,169
PRIOR YEAR FUNDING	84,209,169
PRIOR YEAR AVAILABLE	48,854,301
FY 2012 PROPOSED	9,301,000
FY 2013 – FY 2016 PLANNED	7,918,000
REMAINING NEED	2,186,000

FY 2012 BUDGET DISTRIBUTION	
	AMOUNT
PLANNING/DESIGN	-
ACQUISITION/RELOCATION	-
SITE IMPROVEMENTS	-
CONSTRUCTION	9,301,000
FURNITURE/FIXTURES/EQUIPMENT	-
OTHER	-
TOTAL	9,301,000

FUNDING SOURCE(S): CASH & UTILITY BONDS

NOTES:

APPENDICES

CAPITAL IMPROVEMENT PLAN FY2012-FY2016:

	PAGE
FUNDING BY COUNCIL DISTRICT	92-93
PROJECT STATUS REPORT AS OF 12/31/10	94-102

FY 2012 - FY 2016 Capital Improvement Plan: General Fund Uses of Funds by District

General Fund Project Title	Council District	Proposed FY 2012	Planned				TOTAL
			FY2013	FY2014	FY2015	FY 2016	
RAA Buildings and Property Improvements	2	-	50,000	250,000	-	-	300,000
Richmond Animal Shelter	2	1,500,000	-	-	-	-	1,500,000
Second District Total		1,500,000	50,000	250,000			1,800,000
Monroe Park	3	-	435,000	1,235,000	-	-	1,670,000
Third District Total		-	435,000	1,235,000			1,670,000
Forest Hill Avenue: Hathaway Road to East Junction (VDOT)	4	6,201,105	-	-	-	-	6,201,105
Jahnke Road: Blakemore Road to Forest Hill Avenue	4	(2,300,000)	1,000,000	1,000,000	-	-	(300,000)
Fourth District Total		3,901,105	1,000,000	1,000,000			5,901,105
Carytown Gateway Improvements	5	220,000	-	-	-	-	220,000
Replacement of Fire Station 12	5	-	-	-	-	500,000	500,000
Replacement of Fire Station 17	5	400,000	300,000	-	-	-	700,000
Fifth District Total		620,000	300,000			500,000	1,420,000
Cannon Creek Gateway Improvements	6	1,000,000	542,000	-	-	-	1,542,000
Dove Street Redevelopment	6	-	1,500,000	-	500,000	-	2,000,000
East Broad Street Gateway - Broad Street & Historic Slave Burial Ground	6	1,250,000	-	-	-	-	1,250,000
Eastview Initiative	6	750,000	450,000	-	-	-	1,200,000
Main Street Station Multi-Modal	6	479,346	479,346	-	-	-	958,692
Traffic Direction Conversion DTPI	6	816,978	1,500,000	-	-	-	2,316,978
Sixth District Total		4,296,324	4,471,346	-	500,000		9,267,670
Church Hill Teen Center	7	150,000	200,000	-	-	-	350,000
Intermediate Terminal Riverfront Public Access	7	750,000	-	-	-	-	750,000
Slave Trail	7	100,000	-	-	-	-	100,000
Seventh District Total		1,000,000	200,000				1,200,000
German School Road: Glenway to Warwick Road (VDOT)	9	94,000	-	-	-	-	94,000
Midlothian Turnpike: Belt Blvd to Chippenham Pkwy	9	954,281	100,000	-	-	-	1,054,281
Hull St.: Dixon Dr. to Elkhardt (VDOT)	9	(764,281)	-	-	-	-	(764,281)
Ninth District Total		284,000	100,000				384,000
800Mhz	CW	500,000	-	-	-	865,000	1,365,000
Bike Lanes (Sharrows)	CW	250,000	250,000	-	-	-	500,000
City Hall Emergency Generator/Electrical Upgrades	CW	500,000	500,000	500,000	-	-	1,500,000
City Hall Major Building Electrical Upgrades	CW	-	-	-	-	1,000,000	1,000,000
City Hall replacement Of Boilers & Systems	CW	200,000	200,000	-	-	-	400,000
New Justice Center	CW	250,000	-	-	-	-	250,000
City Jail Improvement Project	CW	29,000,000	46,000,000	22,000,000	5,000,000	-	102,000,000
Coliseum Restoration	CW	425,000	400,000	400,000	400,000	-	1,625,000
Commonwealth Gateway Interstate	CW	250,000	-	-	-	-	250,000
Community Schools, Parks & Libraries	CW	900,000	1,000,000	1,000,000	1,000,000	800,000	4,700,000

FY 2012 - FY 2016 Capital Improvement Plan: General Fund Uses of Funds by District

General Fund Project Title	Council District	Proposed FY 2012	Planned				TOTAL
			FY2013	FY2014	FY2015	FY 2016	
Corridor/Gateway Blight Abatement	CW	200,000	200,000	200,000	200,000	200,000	1,000,000
Curb Ramps for the Mobility Impaired	CW	100,000	-	-	-	-	100,000
Demolition & Blight Abatement	CW	400,000	400,000	-	-	-	800,000
Energy Savings Program	CW	-	-	-	-	1,000,000	1,000,000
Facilities For The Handicapped	CW	2,000,000	2,000,000	2,000,000	2,700,000	-	8,700,000
Finance ERP System	CW	1,854,786	1,227,171	-	-	-	3,081,957
Fire Station Renovations	CW	500,000	500,000	500,000	500,000	500,000	2,500,000
JOHN MARSHALL COURT BLDG	CW	250,000	250,000	-	-	-	500,000
Juvenile Detention Center	CW	100,000	-	-	100,000	-	200,000
Library Renovations	CW	500,000	-	-	-	-	500,000
LIBRARY RETROFIT	CW	1,000,000	1,000,000	1,000,000	1,200,000	-	4,200,000
Major Bldgs Renovations	CW	2,000,000	2,000,000	2,000,000	2,000,000	5,250,000	13,250,000
Major Bridge Improvements	CW	1,000,000	1,000,000	750,000	1,000,000	750,000	4,500,000
Major Parks Renovations	CW	250,000	250,000	500,000	1,000,000	1,000,000	3,000,000
Matching Funds For Federal Grt	CW	-	-	-	-	70,000	70,000
Neighborhood Park Renovations	CW	435,000	550,000	250,000	500,000	750,000	2,485,000
Neighborhoods in Bloom	CW	100,000	100,000	100,000	100,000	100,000	500,000
Park Road Improvements	CW	-	-	-	-	50,000	50,000
Parks and Recreation Building Maintenance	CW	250,000	250,000	250,000	250,000	375,000	1,375,000
Police Firing Range	CW	500,000	1,000,000	-	-	-	1,500,000
Regional Surface Transportation program (RSTP) (VDOT)	CW	415,247	-	-	-	-	415,247
Replace Parking Equipment	CW	350,000	200,000	-	-	-	550,000
Richmond Signal Sys Improvements (CMAQ)	CW	455,000	-	-	-	-	455,000
School CIP Planning & Const.	CW	34,081,869	18,559,181	19,800,000	9,776,261	-	82,217,311
School Maintenance	CW	400,550	500,000	500,000	500,000	500,000	2,400,550
Sidewalk Projects	CW	500,000	750,000	750,000	750,000	750,000	3,500,000
Street Lighting/General	CW	300,000	300,000	300,000	300,000	300,000	1,500,000
Street, Sidewalks & Alley Improvements	CW	200,000	200,000	200,000	200,000	200,000	1,000,000
Swimming Pools Projects	CW	250,000	250,000	250,000	250,000	250,000	1,250,000
Traffic Calming	CW	200,000	200,000	200,000	200,000	200,000	1,000,000
Traffic Control Installation	CW	200,000	200,000	200,000	200,000	200,000	1,000,000
Transportation Projects	CW	4,600,000	4,050,000	1,265,000	1,500,000	1,735,000	13,150,000
Urban Funded New Pavement Rehab.	CW	75,038	-	-	-	-	75,038
Vehicle Replacement	CW	5,400,000	5,000,000	5,000,000	5,000,000	5,000,000	25,400,000
City Wide Total		91,142,490	89,286,352	59,915,000	34,626,261	21,845,000	296,815,103
Capital Improvement Plan Total		102,743,919	95,842,698	62,400,000	35,126,261	22,345,000	318,457,878

**FY 2011 - FY 2015 Capital Improvement Plan:
December 31, 2010 Quarterly Report to Council**

LFGS #	Project Name	Council District	FY Amend	Construction Beginning Date	Construction Completion Date	Life-to-Date Appropriations @12/31/10	Life-to-Date Expenditures @12/31/10	FY2011 Appropriations @12/31/10	FY2011 YTD Expenditures 6/30/10-12/31/10	COMMENTS
Capital Improvement Plan: General Fund & Utilities										
2308219	West End Library Expansion	1	11	Apr. 2012	7/1/2013	500,000	70,915	200,000	60,486	Design initial Phase I complete with decision to proceed with new facility. Design restarting in Mar. 2011. Construction funding needed.
2918191C	Windsor Farms Neighborhood Improvement	1	10	3/1/2010	8/1/2010	520,900	521,352	-	2,812	Construction Complete
2918491	Patterson Westbound, Willow Lawn East	1	10	4/11/2011	5/13/2011	150,000	-	-	-	Paving - preparing construction contract.
2918517	Paving 5900 Kensington Avenue	1	09	TBD	TBD	-	-	-	-	Completed By Operations
2918518	5800 St. Christopher's Lane Steel Plate in Road	1		Spring 2007	Spring 2007	-	-	-	-	All Projects complete except Museum District Signs- ON ORDER
2918821	Council District project - District 1	1		2005	TBD	363,753	363,268	-	-	Construction Complete
2918838	Grove Avenue Sidewalk Improvement	1	10	8/30/2010	11/30/2010	191,315	124,477	-	26,110	Construction Complete
291C010	Radford Avenue - 4700 Block	1		10/16/2008	1/23/2009	51,273	52,107	-	-	Construction Complete
2938155	100 Tuckahoe Drop Inlet	1		6/1/2008	9/30/2008	21,048	21,047	-	-	Project complete.
2938156	500 Tuckahoe Avenue Drainage Improvements	1		2/15/2011	5/15/2011	400,000	76,404	-	-	Plans complete; project advertised for IFB. Anticipate construction start in February/March 2011.
2938157	5800 St. Christopher's Lane Drainage Improvements	1		N/A	N/A	-	-	-	-	Drainage problem was resolved by homeowners. Funding Reallocated
Subtotal: Council District 1						2,203,289	1,229,570	200,000	89,408	
1308117	Monroe Park	2		Ongoing	TBD	1,100,000	581,703	-	64,048	3 North Architects selected to prepare construction documents for various improvements. Work is 90 percent complete on CDs.
1308120	Carver Community Center	2		TBD	TBD	100,000	80,399	-	-	Study complete. No additional data available.
2108665	2nd Street Streetscape (Jackson Ward)	2		Ongoing	Ongoing	2,399,783	2,291,388	-	-	Switch Gear Replacement project - Under construction 10%. Elevator Project A/E Design process.
2308113	Main Library Renovations	2		9/1/2008	On-going	1,065,200	937,978	-	96	Belvidere St. at Cary St. Intersection. Final design is in process.
2918188	Commonwealth Gateway Landscaping Project	2		7/18/2011	10/18/2011	610,640	529,023	-	11,176	Project complete.
2308191	4TH Police Precinct	2	10	12/18/2007	1/2/2009	6,575,000	6,558,926	-	(7,025)	Roofing Completed, windows and doors in progress
2308220	Moore Street School Stabilization	2	10	TBD	TBD	380,000	25,900	-	25,900	Project is completed.
2908005	Rosedale Signage	2	09	10/28/2009	5/30/2010	25,000	22,971	-	2,993	Construction complete.
2918492	Alley Improvements Between Randolph & Brunswick	2	10	7/1/2009	Aug 2009	25,000	24,776	-	-	Project Completed. Awaiting final payment.
2918493	Meadow Street and Lombardy Paving	2	10	9/15/2010	11/30/2010	124,000	-	-	-	All Projects complete except Museum District Signs- ON ORDER
2918494	Carver Assessment - Sidewalk Improvements	2	10	8/15/2009	5/15/2010	25,000	13,779	-	-	Design of Phase III of project by engineering consultant is complete. DPU is preparing RFQ. Anticipate IFB to be issued in 1Q2011 with construction beginning in late Spring 2011.
2918822	Council District Project - District 2	2		2005	TBD	297,649	247,648	-	-	Funds were withdrawn. Project is in the Scoping Phase and has been added to the Stormwater Utility Active projects list.
291C021	Fan Lighting Expansion	2	09	Dec-06	Dec-10	369,900	369,900	-	-	RRHA has now completed an updated NJW Redevelopment Plan that incorporates the land-uses include in the NJW Master Plan. It is slated to be presented to Council in the coming month. In addition, RRHA has completed a Phase 1 Environmental as well as an infrastructure and utility Analysis for the entire NJW project area. Strategic property acquisitions continue.
2938158	1700 Oakdale & 1900 Maple Shade Drainage	2		TBD	TBD	-	-	-	-	
Subtotal: Council District 2						14,847,172	1,495,514	-	451,520	548,708
5008109	North Jackson Ward Study Area	2		5/31/2012	1/31/2020	1,750,000	1,495,514	-	-	
Subtotal: Council District 3						210,575	64,074	-	4,385	
1308905	Customer Service Zone - Pine Camp	3		TBD	TBD	210,575	64,074	-	4,385	Bids received for repairing the roof, awaiting contract from Procurement.
1308910	Youngs Pond Restoration	3		Spring 09	May 2010	50,000	50,000	-	-	Project is Complete
2918136	Brookland Park Boulevard Lighting	3	09	Jul-09	TBD	168,347	168,346	-	-	Project on-hold pending Economic Development consultant's report on business plan and strategy for streetscape improvements. Additional funding required to move project forward.
2918284	Chamberlayne Ave. and Claremont Brick Pavers	3	11	TBD	TBD	200,000	-	200,000	-	Project scoping in progress
2918316	MacArthur Avenue Streetscape	3	09	N/A	N/A	-	-	-	-	Funding Reallocated
2918495	Gateway Improvements - North Ave. and Laburnum	3	10	3/28/2011	5/28/2011	50,000	5,602	-	2,986	Procurement is in process
2918496	Brookland Park Blvd. Brooke to Chamberlayne Paving	3	10	9/15/2010	11/30/2010	96,000	-	-	-	Project Completed. Awaiting final payment.
2918497	Seminary Avenue Sidewalk Improvements	3	10	3/1/2010	6/30/2010	563	562	-	-	Project Completed by Operations
2918521	3400 Block Cliff Ave. Paving, Curb & Lighting Improvement	3	09	N/A	N/A	-	-	-	-	Funding Reallocated
2918522	Washington Park Improvements	3	10	8/1/2010	10/15/2010	204,000	-	-	-	Construction completed - awaiting invoice

**FY 2011 - FY 2015 Capital Improvement Plan:
December 31, 2010 Quarterly Report to Council**

LFGS #	Project Name	Council District	FY Amend	Construction Beginning Date	Construction Completion Date	Life-to-Date Appropriations @12/31/10	Life-to-Date Expenditures @12/31/10	FY2011 Appropriations @12/31/10	FY2011 Expenditures 6/30/10-12/31/10	COMMENTS
2918523	Providence Park Improvements	3	10	9/15/2010	10/15/2010	75,000	-	-	-	Construction completed - awaiting invoice
2918823	Council District Project - District 3	3	3	2005	2010	186,074	168,607	-	-	All Projects complete except for Battery Park Improvements (Parks & Rec)
2918839	Lombardy to Admiral St. - Phase II	3	3	4/30/2011	11/30/2011	1,003,000	175,292	-	4,598	Procurement is in process to advertise the project.
5008008	Hermitage Road Historic District Freeman Marker	3	09	N/A	N/A	-	-	-	-	Funding Reallocated
Subtotal: Council District 3						2,243,559	632,483	200,000	11,969	
2308797	Westover Hills Library renovation	4		Ongoing	7/1/2009	12,090	5,896	-	-	Project Complete.
2308799	Oliver Hill Ctr. & Juv. Det. Ctr. Repair & Main	CW	10	7/1/2008	On-going	2,086,741	1,061,482	-	76,239	Boiler/Generator Design - Project being Bid.
2918498	Riverside Drive Improvements	4	10	9/1/2010	10/1/2010	78,000	-	-	-	Project Completed. Awaiting final payment.
2918824	Council District Project - District 4	4		2005	1/15/2009	372,494	340,319	-	-	All Projects complete
2918949	Jahnke Road: Blakemore Road to Forest Hill Avenue	4	11	4/30/2012	4/30/2014	7,816,000	1,084,539	(200,000)	178,376	Design Started- Construction Date dependent on level of State/Federal Funding for construction phase.
2918950	Forest Hill Avenue: Hathaway Road to East Junct.	4	11	12/15/2012	6/1/2014	5,280,246	860,189	55,246	80,632	Design at 30% in process of obtaining UDC approval.
2938760	Staffordshire Drainage Plan	4		Winter 2010	Fall 2011	491,159	441,158	-	61,392	Phase III & IV plans complete; see additional comments under Stormwater Utility.
Subtotal: Council District 4						16,136,730	3,793,583	(144,754)	395,639	
1308109	Pumphouse in Byrd Park	5		January 09	Ongoing	240,000	65,845	-	16,000	Electric feed to building completed. Lighting installed for tours. Consultant study underway to determine feasibility of renovation of the facility for future use.
1308191	Maymont Park Improvements	5		Ongoing	Ongoing	740,681	740,681	-	-	
2308798	Replacement of Fire Station 17	5	11	June 2011	Sept. 2012	750,000	53,020	700,000	2,226	Design underway - Design Development Phase complete - Construction Documents Phase 70% complete.
2308798	Replacement of Fire Station 17 ARRA Funds	5	10	June 2011	Sept. 2012	3,264,110	202,857	-	183,554	Design underway - Design Development Phase complete - Construction Documents Phase 70% complete.
2918321	Sunset Street Improvements	5	09	N/A	N/A	-	-	-	-	Funding Reallocated
2918499	Semmes Avenue Sidewalk Improvements	5	10	4/19/2010	6/15/2010	16,000	16,000	-	11,994	Project Completed.
2918499	Semmes Avenue Sidewalk Improvements	5	10	4/19/2010	6/15/2010	28,600	26,427	-	26,427	Project Completed.
2918825	Council District Project - District 5	5		2005	2007	14,625	11,025	-	-	Projects complete
2918951	Oregon Hill Public Improvements	5	10	July 2009	11/30/2010	860,408	773,943	-	-	Project Completed. Awaiting Final Payment
291C011	Randolph West Lighting	5	10	Dec-08	Apr-10	483,240	483,240	-	8,490	Developer completed installation of solar lights April 2010
291C030	Allen Street Repavement	5		4/18/2011	5/16/2011	125,000	-	-	-	Awaiting utility installation
5008148	Randolph Redevelopment & Conservation	5	10	3/8/2010	6/30/2010	7,187,462	7,187,462	-	-	Infrastructure improvements
5008906	Carytown Gateway Improvements	5	11	7/1/2011	5/1/2011	238,212	139,963	100,000	1,752	Sign scale model under construction, site development around sign being requested in FY 2012 to start complete project 7/1/2012.
Subtotal: Council District 5						13,948,338	9,700,463	800,000	248,691	
1308118	Coliseum Fire Suppression upgrades	6		ongoing	ongoing	780,000	433,744	-	254,704	Work to include Electric upgrades
1308122	Ann Hardy Park Family Life Center	6	10	TBD	TBD	215,928	36,964	-	-	Insufficient Funding
1308445	Kanwaha Plaza Park/RMA Superstructure Repairs	6	11	5/12/2011	8/31/2011	2,900,000	147,594	2,500,000	44,963	Procurement Processing
2108200	Jackson Place	6		9/1/2011	6/15/2015	9,869,000	9,267,729	-	239,395	RRHA is continuing to manage the Jackson Commons development project which consists of the construction of approx. 100 high-quality homes. Construction has begun on a 41-unit multi-family building in Phase III. RRHA is also in negotiations with a hotel developer for the 5 acre mixed-use site just west of 3rd Street.
2108125	Greater Richmond Center Area Improvements	6		Ongoing	Ongoing	1,121,526	718,046	-	58,247	
2108208	Riverfront Development Area	6		Ongoing	Ongoing	9,351,591	9,304,193	-	118	
2108612	Main Street Station Multi Modal Center	6		Ongoing	Ongoing	56,264,368	38,196,336	-	406,683	ongoing, completion near 2020 if funding for rail stimulus is awarded
2308930	Hydroplant (Riverside on the James)	6		4/30/2009	6/30/2009	4,770,656	3,844,804	-	-	Project Complete
230NEW	North Highland Park Youth Development and GRIP Resource Center	6	09	N/A	N/A	-	-	-	-	Funding Reallocated
2908131	Shockoe Bottom Operations Improvements	6	11	3/30/2011	9/30/2011	700,000	85,866	398,280	7,683	Project scoping in progress
2908134	Hull St Signal System	6		1/15/2010	1/31/2011	607,420	454,821	-	144,518	Construction is underway. Completion by January 2011.
2908154	Meade Westvaco Area Transportation Improvements	6		3/30/2010	6/10/2010	450,000	183,773	-	3,812	5th and Byrd Improvements complete. 9th and Byrd completed 6/10/10.
2908909	Duval Street Circulation	6		Ongoing	Ongoing	250,000	70,030	-	-	
2918099	Green Streets Project	6	10	TBD	TBD	162,761	-	-	-	Project Scoping in Progress
2918139	Browns Island Enhancement	6		10/19/2009	4/30/2010	837,750	829,767	-	163	Project is complete.
2918180	Belle Isle Trail System	6		8/2/2010	2/28/2011	287,500	120,761	-	68,258	Under construction.

**FY 2011 - FY 2015 Capital Improvement Plan:
December 31, 2010 Quarterly Report to Council**

LFGS #	Project Name	Council District	FY Amend	Construction Beginning Date	Construction Completion Date	Life-to-Date Appropriations @12/31/10	Life-to-Date Expenditures @12/31/10	FY2011 Appropriations @12/31/10	FY2011 YTD Expenditures 6/30/10-12/31/10	COMMENTS
2918189	Hull Street Passenger Station	6		9/15/2009	10/23/2010	656,000	483,254	-	21,357	Project Completed. ODC applied for additional VDOT Enhancement Grant funding 12/2010 to add another phase to the project. Waiting on decision by VDOT for approval.
2918330	Old Manchester/Hull St. Gateway Planning & Design	6	09	N/A	N/A	-	-	-	-	Funding Reallocated
2918500	4th Avenue Lighting	6	10	8/1/2010	12/31/2010	200,000	145,340	-	145,340	Current Phase of the project complete. Evaluating whether or not there are sufficient funds to complete additional blocks with current appropriations.
2918501	Dill Avenue Improvements	6	10	11/15/2010	12/15/2010	80,000	-	-	-	Project Completed. Awaiting final payment.
2918505	Cannon Creek Improvements	6	10	6/30/2011	10/30/2011	150,000	13,743	-	8,742	In Process of alignment approval for the Phase -I (between Valley Road and Dove Street).
2918513	Cathedral Walk	6		12/15/2010	2/15/2011	125,000	24,741	-	10,389	Under design
2918520	Brick Sidewalk on Main - Visual Arts Center	6	09	12/14/2009	1/20/2010	125,000	68,324	-	-	Construction completed on 1/20/10
2918524	Gunn Street Repaving and Improvements	6	09	N/A	N/A	-	-	-	-	Funding Reallocated
2918525	Hull Street Blight Control - Improvements	6		N/A	N/A	-	-	-	-	Funding Reallocated
2918526	Richmond-Henrico Turnpike Improvements	6		TBD	TBD	45,000	142	-	142	Paving will be implemented with Phase I of the Cannon Creek project. Paving locations to be determined working with stakeholders. Postponed due to ongoing utility work.
2918528	Blackwell Community Project	6	09	6/1/2011	10/1/2011	100,000	-	-	-	Project complete.
2918529	Highland Park Six Points Pedestrian Lighting	6		Jan-09	Dec-09	-	-	-	-	Project is Completed
2918532	Bellemeade Gateway Sign Project	6	09	2/26/2009	3/15/2009	22,130	22,129	-	-	All Projects complete including for Highland Park Roundabout
2918826	Council District Project - District 6	6		2005	1/15/2009	260,595	244,485	-	-	Phase I of Project is Complete- Phase II of project will begin in Spring 2011
2918944	Broad Street Bus Lanes - STP Funded	6		8/27/2010	6/30/2011	1,220,000	846,884	-	617	2011
2918960	Biotech Research Park	6	11	2/15/2011	8/15/2011	4,399,000	886,389	183,000	21,512	All approvals received, project bid, pre-construction meeting 01/20/2011
291C012	Bellemeade Area Sidewalks	6	09	9/20/2010	3/15/2011	249,957	123,095	-	-	Minefee Street 1300 block sidewalk improvements were awarded to Contractor
291C025	Highland Park Roundabout	6	10	7/28/2008	2/27/2009	585,000	507,209	-	-	Construction Completed - funds reallocated
291C026	Martin Agency - Shockoe Slip Subsurface	6	10	11/15/2008	4/21/2009	1,422,859	1,311,897	-	-	Construction & Street light Installation Complete - Funds reallocated
2958101	Major Bridge Painting - Manchester - Urban	6		2/21/2011	3/19/2013	8,900,000	56,166	-	9,165	Consultant selection in process. Start date is for design only.
2958835	Mayo Bridge Conceptual Study - Urban	6	11	7/19/2010	10/19/2011	1,801,000	306,106	83,000	225,992	Phase I of study is complete. Phase II of study will begin the end of Jan 2011.
5008106	Mathew Heights Planning and Redevelopment	6		9/5/2009	9/30/2010	50,000	33,100	-	33,100	Project completed
5008108	Dove Street Redevelopment Plan	6	11	8/1/2011	10/1/2014	1,500,000	857,084	500,000	201,534	RRHA has contracted with Crosland, a Developer from Charlotte North Carolina for the role of Master Developer for the Dove Street Project.
5008116	Highland Park CARE	6		Jul-08	Dec-09	205,000	205,000	-	-	RRHA and Crosland are conducting pre-development activities.
5008118	Slave Trail	6	11	Jan-11	Apr-11	1,460,000	1,155,568	200,000	69,806	Funds were transferred to EDA.
5008125	Southern Barton Heights Redevelopment	6		4/15/2008	6/1/2009	1,025,000	1,024,999	-	-	Historic Marker installation contract award 1/4/11. underway.
5008177	Corridor/Gateway Blight Abatement	CW	11	TBD	TBD	200,000	-	100,000	-	Infrastructure completed in 6/2009
5008178	Hull Street Redevelopment & Conservation	6	9	TBD	TBD	200,000	-	-	-	Scope Being Determined
5008910	North Avenue CARE	6		Jul-08	Jul-09	100,000	100,000	-	-	Scope Being Determined
Subtotal: Council District 6						113,650,041	72,110,093	3,964,280	1,976,240	Funds were transferred to EDA.
1308906	Church Hill Teen Center	7	11	TBD	TBD	426,357	226,356	200,000	-	Scope still unknown
130C301	Jefferson & Taylor Park Hillside	7		3/1/2011	6/15/2011	730,000	206,765	-	20,679	Procurement process
2918135	25th Street Gateway Improvements	7		3/12/2009	6/9/2009	1,094,000	964,136	-	-	Ornamental Lights Between Clay & Broad -- Construction is completed.
2918194	Tobacco Row Development	7		Ongoing	Ongoing	3,169,000	3,124,092	-	-	Power Plant at Lucky Strike in construction.
2918502	Q.Street Sidewalk Improvements	7	10	11/15/2009	12/15/2009	56,000	30,004	-	-	Construction Completed on 12/15/2009
2918827	Council District Project - District 7	7		2005	2007	150,000	144,642	-	-	All Projects Complete
291C013	Virginia Capital Trail	7	11	7/20/2009	3/30/2011	2,633,000	1,717,570	690,000	163,554	Phase I complete. Phase II in process.
291C016	Libbie Hill Park Slope Repairs	7		5/15/2009	4/6/2010	800,000	431,574	-	862	Construction completed on April 6, 2010. Closeout underway
291C017	Chimborazo Park Hill Slope Stabilization	7		N/A	N/A	10,544	10,543	-	-	Funding Reallocated
291C023	Ornamental Lights 25th & M Street	7		3/15/2009	5/30/2009	472,492	418,491	-	-	Project complete. Some costs outstanding.
291C031	Percent for the Arts	7		FY2010	FY2010	9,000	9,000	-	-	Artwork installed at Virginia Capital Trail and project is closed out.
2938161	South Kinsley Avenue Drainage Improvements	7	09	4/1/2011	8/1/2011	125,000	121,177	-	(712)	Phase I RFQ process is nearly complete. Awaiting qualified list of vendors prior to submission to procurement for IFB advertisement. Future construction funding from Stormwater utility.
2948751	Route 5 Relocation - Urban	7		10/30/2011	3/30/2012	12,092,833	289,996	-	-	Construction start based on negotiations between CSX and developer

**FY 2011 - FY 2015 Capital Improvement Plan:
December 31, 2010 Quarterly Report to Council**

LFGS #	Project Name	Council District	FY Amend	Construction Beginning Date	Construction Completion Date	Life-to-Date Appropriations @12/31/10	Life-to-Date Expenditures @12/31/10	FY2011 Appropriations @12/31/10	FY2011 Expenditures 6/30/10-12/31/10	COMMENTS
5008001	Intermediate Terminal Riverfront Public Access	7	11	TBD	TBD	350,000	-	350,000	-	Scope being determined
5008122	25th Street Development	7		2/15/2013	2/15/2018	2,415,000	2,327,249	-	376,279	Funds will allow RRHA to continue acquisition, relocation, and demolition of blighted properties in the redevelopment boundaries along the 25th Street/Nine Mile Road commercial corridor and residential blocks adjacent to Nine Mile Road. The ongoing redevelopment efforts are associated with the creation of a viable commercial and residential corridor along 25th Street and Nine Mile Road.
Subtotal: Council District 7						24,533,226	10,021,595	1,240,000	560,662	
1308119	Hickory Hill Roof Improvements	8		Complete	8/30/2009	215,963	215,434	-	2,927	Completed
2918503	Dinwiddie Avenue Area Improvements	8	10	9/1/2009	10/31/2009	50,000	22,691	-	-	Construction complete.
2918504	Newkirk Drive Sidewalk Improvements	8	10	On-hold	On-hold	13,772	-	-	-	Insufficient funding
2918527	Haden Avenue and Ritter Street Improvements	8	09	4/1/2011	9/1/2011	575,000	50,848	-	11,176	Pending Construction Funding - On Hold.
2918752	Jefferson Davis Hwy (US 1-301); Chesterman Ave.	8		TBD	TBD	773,000	263,664	-	1,464	All Projects complete
2918828	Council District Project - District 8	8		2005	11/25/2008	341,376	341,375	-	-	Construction Completed.
291C009	Broad Rock Road (Rt. 10) Sidewalk			2/1/2010	5/14/2010	224,759	224,759	-	71,239	Feasibility Study Only; scope being developed for study.
2928755	Midlothian Turn/Belt Blvd Bridge Interchange Imp	8		9/30/2010	9/31/2012	300,000	6,146	-	4,678	Project Dependant on Jefferson Davis Highway VDOT Construction Funding
2938115	Hope VI Regional Storm Water Management Basin	8	09	11/15/2010	2/15/2011	350,000	66,906	-	-	Design is complete and all easements have been secured; Preparing assignment for construction start in November 2010.
2938159	Glennan Drive Drainage Improvements	8	09	Apr-11	Jun-11	-	-	-	-	General Fund budget was insufficient to complete this project and the funds were withdrawn in FY09. Project is being programmed using Stormwater Utility Funds.
2938160	Cherry Gardens Drainage Improvements	8		Mar-11	Jun-11	1,720	1,719	-	-	General Fund budget was insufficient to complete this project and the funds were withdrawn in FY08. Project is being programmed using Stormwater Utility Funds.
2948181	Commerce Rd.: Bellemeade to 450 ft - Urban	8		4/1/2011	11/1/2012	5,908,000	38,577	-	8,410	Design Stage - Working on consultant selection.
2948835	Deepwater Terminal Road - Urban	8	11	5/12/2011	11/11/2011	2,116,000	339,439	500,000	40,637	Contractor Procurement in process
5008101	Blackwell HOPE VI Conservation & Redevelopment Program	8		7/1/2007	12/31/2014	5,625,043	5,581,043	-	460,581	Construction in progress on 3 of 4 phases in Blackwell to support the infrastructure needs. Additional funding will be requested in FY11-12 to support the final phase.
Subtotal: Council District 8						16,532,245	7,190,212	500,000	601,112	
2918182	Midlothian Turnpike: Belt Blvd to Chippenham Pkw.	9		11/30/2010	11/15/2012	680,000	356,103	-	26,689	VDOT awarded project - under construction.
2918183	German School Road: Glenway to Warwick Road	9		11/30/2010	8/15/2012	360,000	156,488	-	3,457	VDOT awarded project - under construction.
2918530	Glendale Subdivision Streetlights	9	09	Sep-09	Jan-10	-	-	-	-	Project complete.
2918829	Council District Project - District 9	9		2005	TBD	205,252	153,887	-	-	Drainage Project Remaining
2938049	Deter/Republic Replace Drainage Flow Pipes	9	09	N/A	N/A	-	-	-	-	General Fund budget was insufficient to complete this project and the funds were withdrawn in FY08. Project is being programmed using Stormwater Utility Funds.
2948185	Hull St.: Dixon Dr. to Elkhardt - Urban	9	11	TBD	TBD	5,504,033	5,212	(2,997,125)	100	Project Scoping - State Funding Pending
Subtotal: Council District 9						6,749,285	671,690	(2,997,125)	30,246	
1308115	Parks and Recreation Building Maintenance	CW		ongoing	ongoing	4,034,801	3,615,790	450,000	318,636	Various projects underway or completed, i.e. roof replacement projects complete at Humphrey Calder Community Center
1308131	Percent for the Arts	CW		7/1/1994	Ongoing	606,470	409,661	7,000	162	Manchester public art project being re-evaluated. Initial scoping for Fire Station 17 public art project underway.
1308180C	Swimming Pools Projects	CW		ongoing	ongoing	4,617,300	3,899,137	-	54,046	Various projects underway or completed; consultant has been selected to prepare design documents for renovation at three City pool sites.
1308186C	Cemetery Improvements	CW		ongoing	ongoing	3,461,764	3,207,341	-	177,615	Construction document 90% complete for Battery Park and Fairmont pools.
1308187	Replace Lighting at Rec Areas	CW		ongoing	ongoing	2,103,085	2,103,855	-	-	Various projects underway or completed
1308189	Misc. Neighborhood Parks	CW		ongoing	ongoing	7,013,088	6,987,989	-	20,989	Old funding category; replaced by CFP 1308907
1308800	Major Parks Improvements	CW		ongoing	ongoing	5,663,097	5,443,751	-	71,067	Old funding category; replaced by CFP 1308908
1308903	Park Road Improvements	CW		ongoing	ongoing	300,000	271,214	25,000	33,750	Multiple projects underway or completed
1308907	Neighborhood Park Renovations	CW		November-07	ongoing	4,632,740	2,181,173	750,000	277,490	Multiple projects completed and underway; James River Park Visitor's Center renovations to be completed within 30 days

**FY 2011 - FY 2015 Capital Improvement Plan:
December 31, 2010 Quarterly Report to Council**

LFGS #	Project Name	Council District	FY Amend	Construction Beginning Date	Construction Completion Date	Life-to-Date Appropriations @12/31/10	Life-to-Date Expenditures @12/31/10	FY2011 Appropriations @12/31/10	FY2011 Expenditures 6/30/10-12/31/10	COMMENTS
1308908	Major Park Renovations	CW		May-07	ongoing	3,888,366	3,219,260	750,000	571,481	Multiple projects completed and underway; Youngs Pond wall restoration project completed; installation of the pedestrian bridge @ Forest Hill Park is underway Various projects underway Consultants have been interviewed. Contract negotiations pending. Future Years Appropriation RFP for consultant services has been drafted. Finalizing scope of work. Generator Project 95% - Seating and Flooring Project 15% and others on go Boiler & Generator project Bidding / also design of Fire alarm system Scope being developed
130C300	James River Park System	CW		July-06	ongoing	237,000	228,366	-	9,711	
2108130	James River Detailed Design Plan	CW		TBD	TBD	500,000	-	-	-	
210NEW	Open Space Acquisition	CW		TBD	TBD	-	-	-	-	
2108131	Traffic Direction Conversions	CW		TBD	TBD	600,000	6,391	500,000	6,391	
2308103	Richmond Coliseum Renovations	CW		July-10	On-going	3,611,882	2,421,880	1,258,000	68,000	
2308104	John Marshall Court Building Renovations	CW		8/1/2008	On-going	4,040,000	2,726,849	-	5,945	
2308105	Community Schools/Parks/Libraries	CW		TBD	TBD	200,000	-	200,000	-	
2308117	CDA Parking Facilities	CW		11/30/2010	11/30/2010	74,100,000	69,896,245	74,100,000	69,896,245	
2308125	City Hall Sprinkler System	CW		7/1/2009	On-going	1,850,000	322,934	-	264,856	
2308130	City Hall Major Building Electrical Upgrades	CW		7/1/2009	On-going	3,560,000	645,044	1,700,000	25,208	
2308135	Library Renovations	CW		ongoing	ongoing	4,091,500	2,008,028	389,500	456,893	
2308140	City Hall Emergency Generator Replacement	CW		11/1/2008	3/31/2011	155,000	131,663	-	-	
2308145	City Hall Exterior Renovations	CW		8/1/2008	3/1/2011	115,000	11,109	-	-	
2308150	City Hall Fall Protection System	CW		3/1/2009	6/1/2011	550,000	-	-	-	
2308153	Technology/Vocational School Improvements	CW		TBD	TBD	1,100,000	-	750,000	-	
2308154	City Hall HVAC Valve Replacement	CW		7/1/2008	On-going	2,210,000	172,390	500,000	172,390	
2308155	Lehigh Acquisition	CW		TBD	TBD	2,200,000	65,000	-	-	
2308156C	Major Building Renovations	CW		7/1/2008	On-going	38,973,967	31,544,437	4,935,500	1,522,963	
2308157C	City Jail Maintenance	CW		7/1/2008	On-going	13,054,219	11,839,586	250,000	214,630	
2308167	Landmark Theater Renovations	CW		Ongoing	Ongoing	8,779,601	8,779,600	-	-	
2308196	Library Technology Upgrades & Renovations Program	CW		May 2010	Nov. 2012	5,745,680	3,228,435	1,617,643	1,388,865	Construction complete at North Ave. Br. Lib., Main Lib. Auditorium and Westover Hills Br. Lib. projects except for minor FF&E corrective work at NAB & WH - Construction tent to Award phase for Belmont Ave. & Hull St. Br. Lib. projects - Design Development / Construction Documents underway for remaining program projects - construction dates are current projections for overall program. Multi-project program - Tour Phase 1 projects: Broad Rock ES, Oak Grove ES, M.L. King MS & Huguonot HS - early site/utility const. & prime construction firm procurement underway for both ES projects - Design Development Phase 95%+ complete for MS & 99% complete HS Projects - construction dates are currently projected overall program dates for all four projects. Project under construction PPCA process continues with Detail Phase II RFP advertised & four approved firms underway with proposal preparations - construction dates are preliminary projected dates.
2308198	School CIP Planning & Construction	CW		Nov. 2010	May 2015	67,490,336	6,110,099	29,777,590	4,041,314	
2308199	City Hall Building HVAC Upgrades	CW		1/1/2009	3/31/2011	644,500	624,608	-	2,500	
2308221	City Jail Improvement Project	CW		Nov. 2011	Aug. 2014	32,600,000	259,717	15,600,000	230,711	
2308222	Finance ERP System	CW		7/1/2009	4/30/2014	2,000,000	335,490	-	3,234	
2308224	City Hall Fire Alarm System	CW		3/1/2009	2/1/2011	3,000,000	-	1,500,000	-	
2308223	City Hall Replacement of Boilers and Related Systems	CW		3/31/2009	2/12/2011	696,000	23,174	200,000	23,174	
2308501	City Hall Renovations	CW		7/1/2008	On-going	26,940,000	26,843,304	-	1,700	
2308792	City Hall Elevator Systems	CW		5/2011	12/2012	4,800,000	1,200,000	3,600,000	-	
2308794	ADA Improvements	CW		1/1/2009	12/1/2011	350,000	268,131	-	29,521	
2308795	Carpenter Center	CW		12/20/2004	9/9/2009	25,000,000	25,000,000	-	-	
2308800	City Hall Major Electrical Renovations	CW		3/1/2009	3/1/2011	1,385,000	1,376,375	-	287	
2308927	New Courts Facility	CW		6/23/2008	Dec. 2010	26,504,000	26,233,216	-	114,984	
2308929	Fire Station Renovations	CW		On-going	On-going	3,200,000	1,942,291	250,000	19,119	
2308931	Juvenile Detention center	CW		7/1/2008	On-going	940,003	530,690	-	38,541	

**FY 2011 - FY 2015 Capital Improvement Plan:
December 31, 2010 Quarterly Report to Council**

LFGS #	Project Name	Council District	FY Amend	Construction Beginning Date	Construction Completion Date	Life-to-Date Appropriations @ 12/31/10	Life-to-Date Expenditures @ 12/31/10	FY2011 Appropriations @ 12/31/10	FY2011 YTD Expenditures 6/30/10-12/31/10	COMMENTS
2308933	City Hall Interior Renovations	CW		On-going	On-going	631,000	366,304	-	3,912	Projects under construction (several) Phase I Loading Dock and Phase II A&B Performance & Performer Infrastructure Projects complete - Phase III in preliminary planning & schematic design
2308935	Landmark Theater Renovations	CW		1/5/2009	4/30/2010	3,850,000	3,794,598	-	33,341	City-standard bike rack approved
2908020	Bicycle and Pedestrian Enhancements	CW		1/2/2011	1/2/2013	30,000	-	-	-	Two intersections were upgraded: Heritage Rd @ Sherwood Ave and Jefferson St @ 21st St. Ped Poles relocated @ Greyhound Bus Terminal completed. Installation of two Solar Powered Flashers: Belmont Rd @ W. Belmont Rd. completed. Adams St @ Clay St and Adams St @ Marshall St will begin construction in Jan 2011.
2908122C	Misc Traffic Control Installations	CW		Ongoing	Ongoing	6,178,858	5,868,886	200,000	244,391	
2908123	Street Name Sign Program	CW		Ongoing	Ongoing	668,976	622,270	-	-	
2908130	TEA-21 Safety Improvements	CW		3/15/2008	Ongoing	19,012,442	8,116,690	774,664	690,148	Broad St @ 17th, 18th St and 21st St -100% completed. Lombardy St @ Leigh St - 100%; Belvidere St (Main St and Franklin St) - 100% completed; Cary St (10th St and 12th St) -100% completed; Cary St @ Thompson St - construction underway; Harrison St (Grace St and Franklin St) construction underway. Cary Street Curb Extension Project construction 50% completed; Midlothian Tpk Curb Extension project construction 100% completed; Brookland Park Blvd Traffic Project will start construction by July 2011; Forest Hill (Cherokee-Kenmore)-Lights Project will start construction By March 2011; 17th, 18th, Main and Cary St. Curb Extension Project will start construction July 2011; Broad, 6th, and Adams St. Pedestrian Countdown Indicators Project construction in underway; 5th, 7th, Leigh and Clay St. will start construction March 2011.
2908135	Safety Improvement Contingency	CW		Ongoing	Ongoing	454,406	217,801	100,000	2,695	Several projects
2908136	Parking Meter Enhancement Program	CW		Ongoing	Ongoing	75,000	74,997	-	-	Design drawings 95% completed.
2908137	Richmond Signal System Improvements (RSTP)	CW		10/31/2009	12/31/2013	4,472,753	614,065	2,090,753	347,270	Retiming project completed by May 8, 2009.
2908138	Richmond Signal System Improvements (CMAQ)	CW		Ongoing	Ongoing	4,159,000	1,522,940	1,035,800	-	
2908152	Overhead Traffic Sign Structure Enhancements	CW		Ongoing	Ongoing	75,000	74,518	-	-	
2908153	Citywide Sign Replacement Program	CW		Ongoing	Ongoing	175,000	56,064	-	32,750	
2908910	Citywide Traffic Calming	CW		Ongoing	Ongoing	2,600,000	1,172,043	800,000	406,746	Package 1 - Noble Ave, Moss Side Ave, Chimborazo Blvd, Fonticello Park, Highland Park and Lombardy Pl. Projects were completed on Feb. 2010.
2918122C	Matching Funds For Federal Grants	CW		Ongoing	Ongoing	1,001,000	141,525	70,000	8,929	Package 2 - Boroughbridge Rd, Dundee and Crutchfield, Overbrook Rd and Parkwood Ave. Projects were completed on October 2010.
2918128C	Streets, Sidewalks, Alley Extensions and Improvements	CW		Ongoing	Ongoing	19,528,363	17,735,697	450,000	-	Package 3 - Westbrook Ave. Project was completed on October 2010.
2918129	Misc Urban Aid	CW		Ongoing	Ongoing	1,403,062	1,331,383	-	-	Package 4 - 47th St and Reedy Ave, Ladies Mile Rd and Brookland Blvd, Noble Ave, Montrose Ave, Edgewood Ave. Projects under design.
2918186	ISTEA Projects	CW		Ongoing	Ongoing	1,543,895	775,021	-	58	Package 5 - Chimborazo School: Clay St and 29th St, Clay St and 31st St, Marshall St and 29th St, Marshall St and 31st St. New Kent Ave and Prince Arthur Ave, Granite Ave. Projects under design.
2918290	Project Planning and Programming	CW		TBD	TBD	472,000	474,642	-	-	Package 6- Washington Park Neighborhood: Cheatwood Ave, Moss Side Ave and North Ave.
2918507	Streets/Sidewalks/Bikeways/Trails/Ramps	CW		Ongoing	Ongoing	1,250,000	-	1,250,000	-	Bliley Rd - project under Design.
2918507	Curb Ramps for the Mobility Impaired	CW		Ongoing	Ongoing	1,125,000	963,483	100,000	44,544	Package 8 - Potentials, projects throughout the City. Estimate
2918510	Neighborhood Sidewalk Improvements	CW		Ongoing	Ongoing	2,500,000	2,094,868	-	-	Projects and Scope being determined 2010 Project complete. Preparing for 2011 project. Several project underway Multiple projects completed and underway. +/- 9 contracts completed in 2010.
2918515	Transportation Projects	CW		3/10/2008	ongoing	14,078,903	10,437,114	3,750,000	2,286,838	Multiple projects completed and underway. Projects to be bidded within two months.
2918516	Sidewalk projects	CW		ongoing	ongoing	3,159,987	1,842,060	1,000,000	18,878	
2918755	Council District Project	CW		Ongoing	Ongoing	5,258,677	5,258,676	-	-	Resurfacing, paving, and slurry seal throughout the city.
2918938	Pavement Rehabilitation	CW		Ongoing	Ongoing	3,942,362	3,927,991	-	-	Phase I Complete; Phase II Project Scoping (work to be performed in-house
291C014	Alley Repair - Gaston Storm Damage	CW		4/30/2009	6/30/2009	350,000	321,869	-	612	

**FY 2011 - FY 2015 Capital Improvement Plan:
December 31, 2010 Quarterly Report to Council**

LF-GS #	Project Name	Council District	FY Amend	Construction Beginning Date	Construction Completion Date	Life-to-Date Appropriations @12/31/10	Life-to-Date Expenditures @12/31/10	FY2011 Appropriations @12/31/10	FY2011 Expenditures 6/30/10-12/31/10	COMMENTS
291C015	Misc. gaston Expenses and Matching Funds	CW		4/30/2009	6/30/2011	500,000	146,591	-	1,886	Phase I Complete; Phase II under construction (work to be performed in-house) Remaining funds (\$37,704.00) to be used for the Chimborazo Park Hill Slope Stabilization project.
291C020	Gateway Beautification	CW		TBD	TBD	-	-	-	-	No work to date and eliminated from current/future CIP Budget
2928750	Major Bridge Improvements	CW		Ongoing	Ongoing	2,559,120	201,599	1,000,000	24,354	Ongoing
2938162	Drainage Maintenance Projects	CW		Dec-08	Jun-10	174,645	174,558	-	-	Project complete.
2938753	Misc. Sewer Extensions	CW		Ongoing	Ongoing	11,614,308	11,530,438	-	-	Funds will be used for various city-wide emergency stormwater replacement projects
2938908	Storm Drainage Basin Replacement Citywide	CW		Nov-08	Jun-10	350,668	350,667	-	-	Project complete.
293C100	Storm Sewer Repairs	CW		Ongoing	Ongoing	500,000	417,944	-	-	Funds will be used for various city-wide emergency stormwater replacement projects
2948186	New Curb & Gutter Program - Urban	CW		Ongoing	Ongoing	2,228,000	126,742	-	20,389	Various Projects are at different stages of implementation
2948187	New Sidewalk Program - Urban	CW		Ongoing	Ongoing	1,300,000	492,445	-	74,421	Various Projects are at different stages of implementation
2948188	Sidewalk Improvement Program - Urban	CW		Ongoing	Ongoing	2,245,509	980,697	-	53,798	Various Projects are at different stages of implementation
2948189	Pavement Rehabilitation - Urban	CW		Ongoing	Ongoing	7,884,639	5,719,050	827,625	217,031	Resurfacing, paving, and slurry seal throughout the city. Jefferson Davis Highway paving is scheduled for 12/15/10
2948190	Traffic Control Modernization - Urban	CW		10/31/2009	12/31/2013	2,300,000	1,177,320	-	278,475	Several locations.
2948791	4R Capital projects - Urban	CW		Ongoing	Ongoing	1,665,000	549,308	-	-	
2958836	Urban Bridge Maintenance	CW		Ongoing	Ongoing	100,000	-	100,000	-	
5008105C	Citywide Neighborhood Improvements	CW		7/1/2000	Ongoing	5,051,125	3,858,775	300,000	238,602	Ongoing
5008107	CARE Programs	CW		Jul-08	Jul-09	80,000	80,000	-	30,000	O&R has been approved and funds were transferred to EDA.
5008176	Economic Development Investment Fund	CW		Ongoing	Ongoing	2,687,158	2,660,280	-	281,000	Encumber funds will pay final bills for design work regarding the Philip Morris project.
2108123	Citywide Wayfinding Signage	CW		Ongoing	Ongoing	1,695,000	688,717	900,000	-	Contract signed with Wayfinding Signage Program firm in January.
5008652	Planning and Pre-Development	CW		Ongoing	Ongoing	1,641,069	1,039,632	-	31,867	Ongoing
5008766	Building Demolition	CW		7/1/1998	Ongoing	5,600,000	4,799,511	400,000	92,118	Ongoing
7808103	School ADA Compliance	CW		Ongoing	Ongoing	16,572,717	11,143,625	3,112,480	1,510,802	Ongoing; Various Projects are at different stages of implementation
7808107	Renovation of Elementary Schools	CW		Ongoing	Ongoing	18,559,289	18,186,903	-	-	
7808108	Renovation of High Schools	CW		Ongoing	Ongoing	5,186,401	4,595,161	-	137,650	
7808111	School Maintenance	CW		Ongoing	Ongoing	62,828,593	58,132,791	2,960,000	2,468,315	Various projects underdesign and construction throughout the City.
9741603	Special Street Lighting	CW		Ongoing	Ongoing	11,052,101	9,232,170	-	415,310	
9741602	Street Lighting/General	CW		Ongoing	Ongoing	32,541,390	17,827,622	500,000	86,174	Various projects underdesign and construction throughout the City.
Subtotal: Citywide Projects						692,456,815	478,032,274	160,831,555	90,540,164	
General Fund Capital Improvement Plan Total						903,300,700	596,561,858	164,593,956	95,003,839	
1402	Gas Utility New Business	CW		Various	Various	231,422,207	186,860,655	-	2,676,027	
1403	Gas Utility System Replacement	CW		Various	Various	222,995,319	200,061,070	21,684,000	8,239,637	
1502	Water Distribution System Improvements	CW		Various	Various	135,344,907	116,645,573	9,475,000	3,924,111	
1503	Water Transmission Main Improvements	CW		Various	Various	84,209,169	41,202,721	350,000	865,507	
1590	Water Plant and Pumping Improvements	CW		Various	Various	273,445,475	147,699,323	8,454,000	2,846,806	
1940	Stormwater Facilities Improvements	CW		Various	Various	11,699,915	3,152,366	3,500,000	794,977	
1701	Wastewater Treatment	CW		Various	Various	178,516,299	65,125,906	-	8,053,756	
1760	Wastewater Sanitary Sewer Upgrades	CW		Various	Various	183,580,724	136,005,305	11,099,000	1,262,543	
1750	Wastewater Combined Sewer Overflow	CW		Various	Various	196,202,760	176,631,277	3,100,000	2,964,717	
Total Public Utilities						1,517,416,775	1,073,384,196	57,662,000	31,628,081	
Total Capital Improvement Plan						2,420,717,475	1,669,946,054	222,255,956	126,631,920	

**FY 2011 - FY 2015 Capital Improvement Plan:
December 31, 2010 Quarterly Report to Council**

IFGS #	Project Name	Council District	FY Amend	Construction Beginning Date	Construction Completion Date	Life-to-Date Appropriations @12/31/10	Life-to-Date Expenditures @12/31/10	FY2011 Appropriations @12/31/10	FY2011 YTD Expenditures 6/30/10-12/31/10	COMMENTS
Stormwater Detail										
1940	4800 Charmian Road Drainage Improvements	1		TBD	TBD	50,000	-	-	-	Project may be placed on hold if easements cannot be acquired from affected residents. This project is being funded as part of a group of projects.
1940	5700 Franklin St. & Granite Ave. Drainage Improvements	1		Winter 2010	Spring 2011	30,000	20,000	-	-	Proposed redesign of drainage improvement has been approved. Next steps to update residents of design change. Design change provides a substantial cost savings.
1940	601 St. Christopher's Road & Henri Road Improvements	1		TBD	TBD	250,000	23,767	-	14,312	St. Christopher's Road final design is due February 2011. Henri Road Improvements ready for assignment to annual contractor after public meeting with affected residents.
Subtotal: Council District 1 Stormwater						330,000	43,767	-	14,312	
1940	Monroe Park Drainage Improvements	2		TBD	TBD	-	-	-	-	Anticipated grant funding was not awarded.
Subtotal: Council District 2 Stormwater						-	-	-	-	
1940	Bryan Park Dredging of Ponds	3	11	TBD	TBD	200,000	-	200,000	-	Project waiting on additional funding through US ACOE grant.
1940	Hathaway & Wallowa Drainage Improvements	4	11	Winter 2010	Spring 2011	550,000	19,816	350,000	665	Project has been advertised for IFB. Bids to be opened late October 2010. Contract is in process of being awarded to Jireh Construction. Anticipate a start date of March 2011.
1940	Rattlesnake Creek Drainage Improvements	4		TBD	TBD	TBD	-	TBD	-	Maintenance continues to keep culvert clean; project on hold pending identification of scope.
1940	Staffordshire Ph. 3 & 4 Drainage Improvements	4	11	Winter 2010	Fall 2011	991,159	170,000	500,000	8,773	Phase III & IV plans complete; project sent to procurement in October 2010 and IFB request sent to Procurement early November. IFB to be advertised in January 2011.
Subtotal: Council District 4 Stormwater						1,541,159	189,816	850,000	9,438	
1940	Dogwood Dell Drainage Improvements	5		Summer 2011	Fall 2011	300,000	62,000	-	20,723	Project currently in design phase. Project will need to be advertised and is planned to go to construction after end of Dell season in August 2011. Funding provided by Parks & Recs.
1940	Pump House Road Drainage Improvements	5	11	Winter 2010	Spring 2011	550,000	39,743	300,000	-	RFQ process waived by procurement; bids are due January 18, 2011. Anticipate Construction start mid to late February 2011.
Subtotal: Council District 5 Stormwater						850,000	101,743	300,000	20,723	
1940	12th Street Green Alley	6	11	Winter 2010	Spring 2011	200,000	8,611	200,000	8,611	Plans are complete. Green Alley phase of project to be assigned to annual contractor after the SS rehab and street light work is complete. Project currently under construction.
1940	5th Street Green Alley	6		N/A	N/A	200,000	191,326	-	-	Project completed July 2010.
Subtotal: Council District 6 Stormwater						400,000	199,937	200,000	8,611	
1940	31st Street & Marshall Drainage Improvements	7		Winter 2010	Spring 2011	85,000	11,430	-	-	Project design complete. Project to be assigned to annual contractor for construction in January 2011.
1940	33rd Street @ R Street Drainage Improvements	7	11	Summer 2011	Fall 2011	250,000	10,000	200,000	-	Project design at 90%. Project will need to be advertised for IFB.
1940	411 N. 23rd Street Drainage Improvements	7		Winter 2010	Spring 2011	75,000	5,000	-	-	Project design complete. Project to be assigned to annual contractor for construction in January 2011.
Subtotal: Council District 7 Stormwater						410,000	26,430	200,000	8,611	
1940	Cheatham Street Drainage Improvements	8	11	TBD	TBD	60,000	40,560	60,000	40,560	City reviewing 90% plans.
2938160	Cherry Gardens Drainage Improvements	8	09	Jul-11	Oct-11	142,000	79,271	142,000	79,271	60% Plans due to City late February 2011
293C106	Davee Gardens Drainage	8	11	Sep-11	Dec-11	92,000	55,220	92,000	55,220	Plans at 30%. Public meeting to be held for residential input. Easements required prior to construction.
1940	Chesco & Wainsley Drainage Improvements	8	11	May-11	Dec-11	1,100,000	70,787	500,000	56,421	Final design under way. Project to be advertised for construction.
1940	Haden & Ritter Stormwater Improvements	8	11	TBD	TBD	30,000	-	30,000	-	Assignment to be made to design consultant for the purpose of performing drainage analysis over neighborhood. Appropriation for engineering only.
1940	South Kinsley Drainage Improvements	8	11	Spring 2011	Summer 2011	470,000	137,934	400,000	12,695	Phase 1 RFQ process is nearly complete. Awaiting qualified list of vendors prior to submission to procurement for IFB advertisement.
1940	Toledo Avenue Drainage Improvements	8		Winter 2010	Winter 2011	70,000	5,000	-	-	Plans are complete; project to be assigned to annual contractor for construction January 2011.
1940	Woodstock (Jarvis Road) Drainage Improvements	8		TBD	TBD	50,000	38,746	-	31,940	Design complete. Appropriations for design only.
Subtotal: Council District 8 Stormwater						620,000	181,680	430,000	44,635	
1940	Deter Road Drainage Improvements Phase I & II @	9	11	Summer 2011	Winter 2012	151,000	90,313	200,000	90,313	Phase 1: 60% Plans due Mid January 2011
1940	Reedy Creek	9		Summer 2011	Winter 2012	151,000	90,313	200,000	90,313	Phase 2: 60% Plans due by the end of January 2011
1940	Whitehead Ave. at Elkart Sidewalk & Drainage Improvements	9		TBD	TBD	50,000	-	-	-	Working with DPW to develop conceptual plan for sidewalk.
Subtotal: Council District 9 Stormwater						201,000	90,313	200,000	90,313	

**FY 2011 - FY 2015 Capital Improvement Plan:
December 31, 2010 Quarterly Report to Council**

LFGS #	Project Name	Council District	FY Amend	Construction Beginning Date	Construction Completion Date	Life-to-Date Appropriations @ 12/31/10	Life-to-Date Expenditures @ 12/31/10	FY2011 Appropriations @ 12/31/10	FY2011 YTD Expenditures 6/30/10-12/31/10	COMMENTS
1940	Emergency CIP projects	CW	11	N/A	N/A	1,000,000	332,932	500,000	21,103	
1940	Engineering Services for various projects	CW	11	Ongoing	Ongoing	6,147,756	366,198	620,000	50,429	
1940	Other Citywide Drainage projects	CW	11	Ongoing	Ongoing	7,147,756	1,619,550	1,120,000	535,414	
	Subtotal: Citywide Stormwater					7,147,756	2,318,680	1,120,000	606,946	
	Total Stormwater Utility					11,699,915	3,152,366	3,500,000	794,977	

BUILDING A BETTER RICHMOND * BUILDING A BETTER RICHMOND
RICHMOND * BUILDING A BETTER RICHMOND * BUILDING A

PROPOSED

Capital Improvement Plan

FISCAL YEARS 2012 - 2016



DEPARTMENT OF BUDGET AND STRATEGIC PLANNING
900 EAST BROAD STREET, ROOM 1100
RICHMOND, VIRGINIA 23219
(804) 646-7913
WWW.RICHMONDGOV.COM

PRINTED BY
CITY PRINTING SERVICES
DEPARTMENT OF INFORMATION TECHNOLOGY
(804) 646-5801



BUILDING A BETTER RICHMOND * BUILDING A BETTER RICHMOND
RICHMOND * BUILDING A BETTER RICHMOND * BUILDING A