

City of Richmond, Virginia



FY 2016-2020 CONSOLIDATED PLAN FY 2016-2017 ANNUAL ACTION PLAN AMENDED 6/17/16

Proposed Amendment 3/2/17

Department of Economic and Community Development

DUNS No. 003133840

TABLE OF CONTENTS

Executive Summary	4
The Process	12
PR-05 Lead & Responsible Agencies	12
PR-10 Consultation	13
PR-15 Citizen Participation	20
Needs Assessment	27
NA-10 Housing Need Assessment	28
NA-15 Disproportionately Greater Need: Housing Problems	36
NA-20 Disproportionately Greater Need: Severe Housing Problems	40
NA-25 Disproportionately Greater Need: Housing Cost Burden	45
NA-30 Disproportionately Greater Need: Discussion	47
NA-35 Public Housing	49
NA-40 Homeless Needs Assessment	54
NA-45 Non-Homeless Special Needs Assessment	58
NA-50 Non-Housing Community Development Needs	61
Housing Market Analysis	63
MA-10 Number of Housing Units	64
MA-15 Cost of Housing	67
MA-20 Condition of Housing	72
MA-25 Public and Assisted Housing	76
MA-30 Homeless Facilities and Services	81
MA-35 Special Needs Facilities and Services	84
MA-40 Barriers to Affordable Housing	86
MA-45 Non-Housing Community Development Assets	88
MA-50 Needs and Market Analysis Discussion	96
Strategic Plan	101
SP-10 Geographic Priorities	103
SP-25 Priority Needs	120
SP-30 Influence of Market Conditions	129
SP-35 Anticipated Resources	130

SP-40 Institutional Delivery Structure	139
SP-45 Goals Summary	143
SP-50 Public Housing Accessibility and Involvement	155
SP-55 Barriers to Affordable Housing	157
SP-60 Homelessness Strategy	158
SP-65 Lead-Based Paint Hazards	160
SP-70 Anti-Poverty Strategy	161
SP-80 Monitoring	169
Annual Action Plan	172
AP-15 Expected Resources	172
AP-20 Annual Goals and Objectives	183
AP-35 Project	195
AP-38 Projects Summary	197
AP-50 Geographic Distribution	235
AP-55 Affordable Housing	237
AP-60 Public Housing	238
AP-65 Homeless and Other Special Needs Activities	240
AP-70 HOPWA Goals	242
AP-75 Barriers to Affordable Housing	243
AP-85 Other Actions	244
AP-90 Program Specific Requirements	246
Attachments	251

The City has amended its budget over the CDBG and HOPWA projects for FY 2016-2017 Annual Action Plan. The total amended budget is more than \$25,000.

Executive Summary

ES-05 Executive Summary - 24 CFR 91.200(c), 91.220(b)

1. Introduction

The City of Richmond is located at the crossroads of I-64 and I-95 along the fall line of the James River, one of the United States' most historic rivers. The Capital of Virginia, Richmond, has an estimated population of 217,853 (in 2014) according to the Census Bureau's American Community Survey (ACS) estimate, an increase of 6.7% since the 2010 Census. Richmond's two largest neighbors are Chesterfield County, immediately to the south with a population of 332,499 (ACS, 2014) and Henrico County, wrapping around the City to the east, north, and west with a population of 321,924 (ACS, 2014). As the core of a metropolitan area with a population of over 1.2 million, Richmond is home to many of the area's largest employers and most of the area's historic housing, cultural and recreational assets, and key transportation hubs. However, the City is not only separated from its neighbors by lines on a map, but also by Code of Virginia provisions that leave cities and their surrounding counties independent of each other. As such, Richmond encounters problems not typically seen in cities of its size in other parts of the country. It is home to a large concentration of the area's households with limited education, low income, and shrinking resources for securing safe, decent, and affordable housing.

Richmond is an entitlement community eligible to receive direct assistance under U.S. Department of Housing and Urban Development (HUD) programs. As such, it receives direct allocations of Community Development Block Grant (CDBG), HOME Investment Partnerships (HOME), and Emergency Solutions Grant (ESG) funds for its use. The City is also the recipient of Housing Opportunities for Persons with AIDS (HOPWA) funding for programs across the metropolitan area.

As a recipient of these federal grant funds, the City of Richmond is required by HUD to produce a Consolidated Plan of five-year duration and an Annual Action Plan. The City has chosen to develop a Five-Year Consolidated Plan on this occasion along with its Annual Action Plan. The purpose of a Consolidated Plan is to identify the community's affordable housing, community development, and economic development needs and outline a comprehensive

and coordinated strategy for addressing them. This document provides key data mainly provided by HUD and includes narrative responses to specific questions that grantees must answer in order to be compliant with the Consolidated Planning Regulations. Narrative responses are limited to 4,000 total characters per question and because the final document has to be uploaded into HUD’s Integrated Disbursement and Information System (IDIS), limited special formatting is allowed.

The Consolidated Plan uses HUD Income Limits to identify three categories of low-income households. An Income Limit is the maximum income a household can earn within that income category. Income Limits are a percentage of median income and adjusted for household size. The percentages used for each category of low-income households are as follows: extremely low income is 30% median income, very low income is 50% median income, and low income is 80% median income.

FY 2015 Income Limit Area: Richmond City, Virginia
 Median Income: \$74,200

FY 2015 Income Limit Category	Extremely Low (30%) Income Limits	Very Low (50%) Income Limits	Low (80%) Income Limits
1 Person	\$15,600	\$26,000	\$41,550
2 Person	\$17,800	\$29,700	\$47,500
3 Person	\$20,090	\$33,400	\$53,450
4 Person	\$24,250	\$37,100	\$59,350
5 Person	\$28,410	\$40,100	\$64,100
6 Person	\$32,570	\$43,050	\$68,850
7 Person	\$36,730	\$46,050	\$73,600
8 Person	\$40,890	\$49,000	\$78,350

Source: U.S. Department of Housing and Urban Development

Table 1 - 2015 HUD Income Limits

2. Summary of the objectives and outcomes identified in the Plan Needs Assessment Overview

The following objectives as provided by the U.S. Department of Housing and Urban Development will serve as the objectives for this 5-Year Consolidated Plan:

- **Objective 1: Create Decent, Healthy, and Affordable Housing.** This broad objective promotes the rehabilitation and retention of the existing affordable housing stock where possible; increases the availability of permanent housing that is affordable to all residents without discrimination on the basis of race, color, religion, sex, national origin, familial status or handicap; increases the supply of healthy rental and owner housing with no lead-based paint hazards; increases the supply of supportive housing which includes structural features and services to enable persons with special needs to live with dignity; and assists the homeless and other persons with special needs to obtain needed services, including appropriate housing as necessary.
- **Objective 2: Create Suitable Living Environments.** The concept of a suitable living environment includes improving safety and livability of neighborhoods; increasing access to quality facilities and services; reducing isolation of income groups within an area through deconcentration of housing opportunities and revitalization of deteriorating neighborhoods; restoring and preserving properties of special value for historic, architectural or aesthetic reasons; and conserving energy resources.
- **Objective 3: Create Economic Opportunities.** This objective includes job creation and retention; establishment, stabilization and expansion of small businesses (including micro-businesses); provision of jobs for low- and moderate- income persons; making mortgage financing available for low- and moderate-income persons at reasonable rates; providing access to credit for development activities that promote long-term economic and social viability of the community; and reducing generational poverty in federally assisted and public housing by empowering low- and moderate- income persons to achieve self-sufficiency.

The **Priority Needs** identified in this 5-year Consolidated Plan, listed in no particular order, are:

1. Increasing the supply of affordable rental housing.
2. Ending homelessness.

3. Reducing poverty and enhancing economic opportunity.
4. Creating sustainable neighborhoods.
5. Addressing housing needs of Special Needs populations.
6. Improving health outcomes in the city.
7. Managing grant funds efficiently and effectively.

The City of Richmond's goals for this 5-year Consolidated Plan, listed in no particular order, include:

Goal #1: Add to the affordable rental housing stock. Data supports the need for quality affordable rental housing in the city. The City will strongly encourage the rehabilitation and maintenance of its existing rental stock. In addition, it will support the addition of new rental housing, particularly which can serve households in the 0% to 50% income range. The City of Richmond will participate in undertaking an affordable housing citywide strategy.

Goal #2: Improve current housing stock. Richmond has an older housing stock, much of it more than 50 years old. Maintaining housing in good condition can sometimes be problematic, particularly for the elderly. The City will assist with repair of major structural elements, such as roofs and plumbing, to keep housing livable.

Goal #3: De-concentrate public housing. Public housing is a critically important part of Richmond's housing market. However, its concentration in limited areas of the City reduces economic opportunities available to residents and places a heavy burden on the services and facilities that support it. The City and the Richmond Redevelopment and Housing Authority (RRHA) will work to create mixed-income communities through de-concentration of poverty and public housing.

Goal #4: Reduce neighborhood blight. There are a significant number of vacant and boarded buildings in the city. Many are blighting influences on adjacent properties. The City will aggressively pursue options to encourage action on these properties, preferably reinvestment to maintain the neighborhood fabric and housing choices. Two new conservation areas have been established to address heavily blighted areas in East End.

Goal #5: Business development and job creation. The City will provide tools and incentives to encourage business growth and new business formation. Incentives include market analysis, façade improvements, rehabilitation loans, and access to business capital. Growing businesses and job creation are key elements of the City’s anti-poverty strategy.

Goal #6: Increase homeownership. Homeownership units are still an important element for increasing the housing supply for low- and moderate-income (LMI) households in the City of Richmond. The City seeks to have a balance of affordable rental and homeownership opportunities within its neighborhoods. It encourages mixed income neighborhoods as means to provide opportunities for all and reduce economic isolation of any of its residents. The City will pursue a full range of residential options as a key for sustaining attractive, viable neighborhoods.

Goal #7: Fair Housing. Richmond completed its latest Analysis of Impediments to Fair Housing strategy in 2013. This document has been determined to be still relevant to the 5-year plan.

Goal #8: Assist Special Needs population. The City will provide supportive services for the homeless, persons living with HIV/AIDS, and Special Needs populations. These services include case management, counseling, financial assistance with housing, shelters, transitional housing, rapid re-housing, and permanent supportive housing.

Over the next five years Richmond Public Schools has a need for a one to three new elementary schools, one to two new middle schools and one new high school. (Source: Richmond City Public Schools Update of Facilities Needs Report, 10/12/15)

For City 2017 Capital Improvement Plan budget, the City of Richmond will expend \$68.7 million dollars out of the \$155.7 million dollars five year CIP on the following projects: GRTC Bus Rapid Transit System, Public Housing transformation, Intermediate Terminal Riverfront Access Improvements, new Highland Grove Community Center, improvements to parks and libraries, replacement of the 800 MHz radio communications system (\$39.4 million), and school maintenance (\$10.7 million). Other CIP projects for fiscal year 2017 include 2nd street connector, Bicycle facilities, bike lanes, bike parking racks, Route 5 relocations, police equestrian community center, East Riverfront Transportation Improvement Program, Stormwater improvements, combined sewer overflow, sanitary sewer upgrade, and wastewater treatment. (Source: City of Richmond, Amended Biennial Fiscal Plan 2017.)

3. Evaluation of past performance

As an entitlement community and annual recipient of HUD funding, the City of Richmond is required to prepare a Consolidated Annual Performance and Evaluation Report (CAPER). A CAPER is an evaluation and performance report required by the HUD at the end of each fiscal year detailing the City's accomplishments toward meeting the goals outlined in its Consolidated and Annual Action Plans. The CAPER compares the actual performance measures with the performance measures listed in the Annual Action Plan developed during the budgeting process before the start of each fiscal year. Richmond's CAPER is posted on the City's website each year after its completion.

4. Summary of citizen participation process and consultation process

The City held four focus groups in early December 2015 to gather citizen input and consult with its partners. The four groups were: persons representing the Metro area's local governments and their agencies, persons representing financial organizations, representatives from housing organizations / private citizens, and persons working with Special Needs populations. There was one citizen who participated in the housing organizations, developers, and non-profits meeting on December 2, 2015.

On March 15, 2016, the City held a public hearing for the new Consolidated Plan and Annual Action Plan. Three local government and non-profit agencies attended the meeting. During the meeting, questions and answers were exchanged between the staff from Henrico County and the City staff.

City Council held public hearing on April 11, 2016 to hear public comments on the proposed AAP and Consolidated Plan. Local non-profits attended the hearing, which included Rebuilding Together Richmond and Trinity Family Life Center.

For the FY 2016-2017 Amended Annual Action Plan, the City Council held a public hearing on May 8, 2017 to invite interested parties and citizens to provide inputs and comments on the plan. Two local non-profit representatives spoke at the hearing for the amended AAP. They were from VSH and BHC.

5. Summary of public comments

Public comments on the Consolidated Plan was gathered through the 30-Day Public Comment Period and two public hearings, one held by the Department of Economic and Community

Development and the other held by City Council. For the FY 2016-2017 Amended Annual Action Plan, City Council held a public hearing on May 8, 2017 to invite interested parties and citizens to provide inputs and comments on the plan.

There was one citizen who participated in the housing organizations, developers, and non-profits meeting on December 2, 2015. The concerns and comments made by this citizen were that (1) elderly persons need better access to what is available to them; (2) low-income residents need the housing information more readily; (3) housing providers should have better access to LMI renters.

On March 15, 2016, three local government and non-profit agencies attended the public hearing. During the meeting, questions and answers were exchanged between the staff from Henrico County and the City staff. One of the questions the City staff discussed was how the City of Richmond would incorporate the new fair housing element into the Consolidated Plan.

On April 11, 2016, City Council held public hearing to hear public comments on the proposed AAP and Consolidated Plan. Local non-profits attended the hearing, which included Rebuilding Together Richmond and Trinity Family Life Center. Ed Solarz, president-elect of the Board of Directors for Rebuilding Together Richmond, spoke in support of the proposed legislation stating that CDBG funds are used to assist numerous homeowners with repairs and modifications and for the preservation of home ownership stability in the City's most challenged neighborhoods. Earl Bradley spoke in support of the proposed legislation and expressed concern that low-income residents are not provided the opportunities for employment in accordance with the Department of Housing and Urban Development's Section 3 program. Alexandra James, chief executive officer for Trinity Family Life Center, spoke in support of the proposed legislation stating that the funding will provide assistance for the City's residents, especially vulnerable youth and young adults who were a part of the foster care system.

On May 8, 2017, City Council held a public hearing for the FY 2016-2017 Amended Annual Action Plan. Two local non-profit representatives spoke at the hearing for the amended AAP. They were from VSH and BHC. Julie Anderson, on behalf of Virginia Supportive Housing, spoke in support of the proposed budget stating that the budget will allow the New Clay House II to continue to provide permanent supportive housing for many years and also stated that 95% of the clients they serve do not return to a state of homelessness. John Bolton, on behalf of Better Housing Coalition, spoke in support of the proposed budget stating that Council's support of the budget is greatly appreciated.

6. Summary of comments or views not accepted and the reasons for not accepting them

No comments were not accepted.

7. Summary

As an entitlement community, Richmond receives direct allocations from the U.S. Department of Housing and Urban Development through Community Development Block Grant (CDBG) fund, HOME Investment Partnerships (HOME) fund, Emergency Solutions Grant (ESG) funds and Housing Opportunities for Persons with AIDS (HOPWA) fund. As a recipient of these federal grant funds, the City of Richmond is required by HUD to produce a Consolidated Plan and an Annual Action Plan.

Four focus groups were held to gather opinions from consultants and the public on the Consolidated Plan's priority needs and goals. This Five-Year Consolidated Plan has identified 7 priority needs and 8 goals to guide planning efforts and disbursement of funds. A 30-Day Public Comment Period and two public hearings were held to gather comments on the draft Consolidated Plan. For the FY 2016-2017 Amended Annual Action Plan, the City held a public hearing on May 8, 2017 to invite interested parties and citizens to provide inputs and comments on the plan.

The Process

PR-05 Lead & Responsible Agencies 24 CFR 91.200(b)

1. Describe agency/entity responsible for preparing the Consolidated Plan and those responsible for administration of each grant program and funding source

The following are the agencies/entities responsible for preparing the Consolidated Plan and those responsible for administration of each grant program and funding source.

Agency Role	Name	Department/Agency
Lead Agency	RICHMOND	
CDBG Administrator	RICHMOND	Department of Economic & Community Development
HOPWA Administrator	RICHMOND	Department of Economic & Community Development
HOME Administrator	RICHMOND	Department of Economic & Community Development
ESG Administrator	RICHMOND	Department of Economic & Community Development

Table 2 – Responsible Agencies

Narrative

No additional information

Consolidated Plan Public Contact Information

City of Richmond
 Department of Economic and Community Development 1500 East Main Street, Suite 400
 Richmond, VA 23219
 (804) 646-5633
 Attn.: Denise Lawus, Deputy Director II

PR-10 Consultation - 91.100, 91.200(b), 91.215(I)

1. Introduction

The City of Richmond held four focus group meetings to consult local agencies, organizations, and governments on the development of the Consolidated Plan. Focus groups were organized based on the type of participants and questions were tailored to each focus group's attendees. The groups were (1) Housing Organizations, Developers, and Non-Profits, (2) Government Representatives and Financial Institutions, (3) Special Needs Representatives, and (4) Private Citizens and Community Groups. Additionally, the City of Richmond consulted the Continuum of Care (CoC), Richmond Redevelopment & Housing Authority (RRHA), and Richmond City Health District (RCHD) for the relevant parts of the plan.

Provide a concise summary of the jurisdiction's activities to enhance coordination between public and assisted housing providers and private and governmental health, mental health and service agencies (91.215(I)).

The City of Richmond Department of Economic and Community Development staff regularly attended neighborhood meetings held by the City's non-profits for the City's NiB areas, which promoted the collaboration and coordination between the City and relevant housing providers. In addition, City staff attended coalition meetings coordinated by the Richmond City Health Department (RCHD) for the Healthy Home and Lead based Paint initiatives. This is an activity that the City participated in the last few years.

Describe coordination with the Continuum of Care and efforts to address the needs of homeless persons (particularly chronically homeless individuals and families, families with children, veterans, and unaccompanied youth) and persons at risk of homelessness

The Department of Economic and Community Development (DECD) is Richmond's lead agency for allocating Emergency Solutions Grant (ESG) funding from the U.S. Department of Housing and Urban Development. The agency is an active member of the Greater Richmond Continuum of Care (GRCoC), for which Homeward is the collaborative applicant. The GRCoC board meets to review community needs, to approve funding recommendations, and to discuss and approve policies to reduce homelessness in the CoC. Working with the GRCoC, Homeward convenes stakeholder workgroups and committees to identify gaps in service and to collaboratively develop strategies to address special populations including those identified above. DECD staff

participate in these planning groups and staff from both agencies meet to make sure the local ESG plan and the CoC goals identified in the Ten Year Plan are aligned.

With respect to serving the chronically homeless, the CoC received funds from the federal Substance Abuse and Mental Health Services Administration (SAMHSA), as part of a cooperative agreement to improve outreach and engagement to unsheltered single adults. This project, known as Cooperative Agreements to Benefit Homeless Individuals (CABHI), was used to identify and prioritize individuals for permanent supportive housing that is partially funded by CDBG. This effort has not been incorporated into the work of the Singles Housing Team and the Coordinated Outreach team meeting.

Services and resources for homeless families and youth are coordinated through the Child and Family Workgroup. The Family Housing Team addresses the needs of families with children experiencing homelessness. Services for veterans experiencing homelessness are coordinated in partnership with federal and state partners serving veterans through the VetLink committee and a coordinated entry process.

The City of Richmond's Department of Social Services uses ESG funding to prevent eligible qualified households from becoming homeless by providing emergency financial assistance in a limited number of instances where the households have received impending eviction notices, etc.

Describe consultation with the Continuum(s) of Care that serves the jurisdiction's area in determining how to allocate ESG funds, develop performance standards and evaluate outcomes, and develop funding, policies and procedures for the administration of HMIS

DECD staff serves on the CoC Ranking Committee that helps to determine funding priorities and allocations for CoC and ESG funding, as well as the CoC HMIS Coordinating Committee (covering the data management and reporting system for HUD-funded homeless programs). DECD staff has also provided information to Focus Strategies, a national consulting firm working with the Greater Richmond CoC, and dedicated specifically to helping communities use local data to develop a systems approach and to improve efforts to end homelessness. Focus Strategies provided the CoC with a "System Performance Report" in December 2015 to assist with the continuing development of performance standards to evaluate system outcomes.

2. Describe Agencies, groups, organizations and others who participated in the process and describe the jurisdictions consultations with housing, social service agencies and other entities

Table 3 – Agencies, groups, organizations who participated

1	Agency/Group/Organization	Continuum of Care, VA-500
	Agency/Group/Organization Type	Services-homeless
	What section of the Plan was addressed by Consultation?	Housing Need Assessment Homelessness Strategy Homeless Needs - Chronically homeless Homeless Needs - Families with children Homelessness Needs - Veterans Homelessness Needs - Unaccompanied youth Anti-poverty Strategy
	How was the Agency/Group/Organization consulted and what are the anticipated outcomes of the consultation or areas for improved coordination?	DECD is a member in good standing of the Continuum of Care, and there is close collaboration between DECD staff and the staff of Homeward, which is the collaborative applicant and HMIS lead for the Greater Richmond Continuum of Care (VA-500). Homeward staff provides data for the City's Consolidated Plan and Annual Action Plans, and the CoC Ranking Committee helps to review the City's ESG allocations.
2	Agency/Group/Organization	HOUSING OPPORTUNITIES MADE EQUAL
	Agency/Group/Organization Type	Housing
	What section of the Plan was addressed by Consultation?	Housing Need Assessment Anti-poverty Strategy Analysis of the Impediments to Fair Housing
	How was the Agency/Group/Organization consulted and what are the anticipated outcomes of the consultation or areas for improved coordination?	Staff consulted and met with HOME, Inc. to discuss fair housing regulation changes.
3	Agency/Group/Organization	Better Housing Coalition
	Agency/Group/Organization Type	Housing
	What section of the Plan was addressed by Consultation?	Housing Need Assessment Anti-poverty Strategy Affordable Housing Strategy

	How was the Agency/Group/Organization consulted and what are the anticipated outcomes of the consultation or areas for improved coordination?	The City met with BHC and the affordable Housing Trust Fund Advisory Board.
4	Agency/Group/Organization	Virginia Supportive Housing
	Agency/Group/Organization Type	Housing
	What section of the Plan was addressed by Consultation?	Housing Need Assessment Non-Homeless Special Needs Anti-poverty Strategy Affordable Housing Strategy
	How was the Agency/Group/Organization consulted and what are the anticipated outcomes of the consultation or areas for improved coordination?	The City consulted with VSH about the need for a more comprehensive regional strategy to provide permanent housing for homeless individuals and families.
5	Agency/Group/Organization	FAN FREE CLINIC
	Agency/Group/Organization Type	Services-Health
	What section of the Plan was addressed by Consultation?	Lead-based Paint Strategy Homelessness Strategy Non-Homeless Special Needs HOPWA Strategy Anti-poverty Strategy
	How was the Agency/Group/Organization consulted and what are the anticipated outcomes of the consultation or areas for improved coordination?	Agency was consulted about transition for new HOPWA service providers. Fan Free Clinic is now known as Health Brigade.
6	Agency/Group/Organization	YWCA
	Agency/Group/Organization Type	Services-Victims of Domestic Violence
	What section of the Plan was addressed by Consultation?	Housing Need Assessment Non-Homeless Special Needs Anti-poverty Strategy

	How was the Agency/Group/Organization consulted and what are the anticipated outcomes of the consultation or areas for improved coordination?	Agency is a member of Greater Richmond Continuum of Care.
7	Agency/Group/Organization	Richmond Metropolitan Habitat for Humanity
	Agency/Group/Organization Type	Housing
	What section of the Plan was addressed by Consultation?	Housing Need Assessment Homelessness Strategy Anti-poverty Strategy
	How was the Agency/Group/Organization consulted and what are the anticipated outcomes of the consultation or areas for improved coordination?	Consultation with RMHFH about providing affordable housing in NIB areas.
8	Agency/Group/Organization	Richmond Department of Social Services
	Agency/Group/Organization Type	Social Services
	What section of the Plan was addressed by Consultation?	Homelessness Strategy Non-Homeless Special Needs HOPWA Strategy
	How was the Agency/Group/Organization consulted and what are the anticipated outcomes of the consultation or areas for improved coordination?	Agency was consulted about transition to new HOPWA service providers.
9	Agency/Group/Organization	Richmond City Health District Healthy Homes Initiative
	Agency/Group/Organization Type	Services-Health
	What section of the Plan was addressed by Consultation?	Housing Need Assessment Lead-based Paint Strategy Anti-poverty Strategy Affordable Housing Strategy
	How was the Agency/Group/Organization consulted and what are the anticipated outcomes of the consultation or areas for improved coordination?	Richmond City Health District was consulted when the draft of the plan was prepared. Staff at RCHD provided inputs and comments on the draft of the plan.

10	Agency/Group/Organization	Henrico County
	Agency/Group/Organization Type	Other government - County
	What section of the Plan was addressed by Consultation?	Housing Need Assessment Lead-based Paint Strategy Homelessness Strategy HOPWA Strategy Anti-poverty Strategy
	How was the Agency/Group/Organization consulted and what are the anticipated outcomes of the consultation or areas for improved coordination?	Henrico County participated in the public hearing on March 15, 2016.
11	Agency/Group/Organization	Richmond Redevelopment and Housing Authority (RRHA)
	Agency/Group/Organization Type	Housing
	What section of the Plan was addressed by Consultation?	Housing Need Assessment Public Housing Needs
	How was the Agency/Group/Organization consulted and what are the anticipated outcomes of the consultation or areas for improved coordination?	The RRHA was consulted throughout the consolidated planning process (FY 2016-2020) for data collection and insights on current and future strategies and goals of the organization.
12	Agency/Group/Organization	HOMEWARD
	Agency/Group/Organization Type	Services-homeless
	What section of the Plan was addressed by Consultation?	Housing Need Assessment Homelessness Strategy Homeless Needs - Chronically homeless Homeless Needs - Families with children Homelessness Needs - Veterans Homelessness Needs - Unaccompanied youth Anti-poverty Strategy
	How was the Agency/Group/Organization consulted and what are the anticipated outcomes of the consultation or areas for improved coordination?	Homeward actively participated in the draft of this Consolidated Plan by giving inputs to the ESG parts of the plan.

Identify any Agency Types not consulted and provide rationale for not consulting

Some agencies were not consulted because they did not attend the consultation meetings that had been advertised.

Other local/regional/state/federal planning efforts considered when preparing the Plan

Name of Plan	Lead Organization	How do the goals of your Strategic Plan overlap with the goals of each plan?
Continuum of Care	Homeward	Homeward released a "Ten Year Plan to Prevent and End Homelessness in the Richmond Region" in 2008. This plan was updated in 2015. This Consolidated Plan supports and compliments Homeward's plan in several ways.
Mayor's Anti-Poverty Commission Report	City of Richmond	The report is a comprehensive study on the state of Richmond's poverty and provides recommendations to tackle the City's poverty issue. The Anti-Poverty Report's Top Tier recommendations were recorded in the Consolidated Plan's Anti-Poverty Strategy. Additionally, several of the Consolidated Plan's goals compliment the Anti-Poverty Report's recommendations.
RRHA Annual Plan	Richmond Redevelopment & Housing Authority	The RRHA Annual Plan was used to inform the sections about public housing.

Table 4 – Other local / regional / federal planning efforts

Describe cooperation and coordination with other public entities, including the State and any adjacent units of general local government, in the implementation of the Consolidated Plan (91.215(l))

Representatives from the Virginia Department of Housing and Community Development meet regularly with the City staff for housing and community development projects and initiatives.

Narrative (optional):

PR-15 Citizen Participation

1. Summary of citizen participation process/Efforts made to broaden citizen participation Summarize citizen participation process and how it impacted goal-setting

The City of Richmond offered four opportunities for citizen participation for the FY 2016-2020 Consolidated Plan. The first opportunity was December 2, 2015, the housing representatives / private citizens focus group. The results of this focus group are summarized in the consultation section above. The second opportunity was the 30 day Public Comment Period for the Consolidated Plan from February 26, 2016 through March 28, 2016, during which citizens had the opportunity to submit comments to the City of Richmond Department Economic and Community Development by e-mail, letter, and fax. The third opportunity was when the department held its public hearing on the Consolidated Plan and Annual Action Plan March 15, 2016. City Council held a separate public hearing on April 11, 2016. City Council voted on the Consolidated Plan and Annual Action Plan on May 9, 2016.

For the FY 2016-2017 Amended Annual Action Plan, the City held a public hearing on May 8, 2017 to invite interested parties and citizens to provide inputs and comments on the plan.

Citizen Participation Outreach

Sort Order	Mode of Outreach	Target of Outreach	Summary of response/attendance	Summary of comments received	Summary of comments not accepted and reasons	URL (if applicable)
1	Newspaper ad and public hearing	Non-targeted/broad community	One citizen attended the December 2, 2015 Housing Organizations, Developers, and Non-Profits meeting.	Her comments were (1) elderly persons need better access to what is available to them; (2) low-income residents need the housing information more readily; (3) housing providers should have better access to LMI renters.	None	

Sort Order	Mode of Outreach	Target of Outreach	Summary of response/attendance	Summary of comments received	Summary of comments not accepted and reasons	URL (if applicable)
2	Newspaper ad and public hearing	Non-targeted/broad community	Three local government and non-profits staff attended the March 15, 2016 public hearing discussing the draft of the FY 2016-2020 Consolidated Plan and FY 2016-2017 Annual Action Plan. The attendees were from Virginia Supportive Housing, Henrico County, and Richmond City Health District.	The City staff introduced the new Consolidated Plan, Annual Action Plan, and the FY 2016-2017 budget. Questions and answers were exchanged between the staff from Henrico County and the City staff. One of the questions the City staff discussed was how the City of Richmond would incorporate the new fair housing element into the Consolidated Plan.	None	

3	Public Hearing	Non-targeted/broad community	City Council held public hearing on April 11, 2016 to hear public comments on the proposed AAP and Consolidated Plan. Local non-profits attended the hearing, which included Rebuilding Together Richmond and Trinity Family Life Center.	Ed Solarz, president-elect of the Board of Directors for Rebuilding Together Richmond, spoke in support of the proposed legislation stating that CDBG funds are used to assist numerous homeowners with repairs and modifications and for the preservation of home ownership stability in the City's most challenged neighborhoods. Earl Bradley spoke in support of the proposed legislation and expressed concern that low-income residents are not	None	
---	----------------	------------------------------	---	---	------	--

Sort Order	Mode of Outreach	Target of Outreach	Summary of response/attendance	Summary of comments received	Summary of comments not accepted and reasons	URL (if applicable)
				<p>provided the opportunities for employment in accordance with the Department of Housing and Urban Development's Section 3 program. Alexandra James, chief executive officer for Trinity Family Life Center, spoke in support of the proposed legislation stating that the funding will provide assistance for the City's residents, especially vulnerable youth and young adults who were a part of the foster care system.</p>		

4	Public Hearing	Non-targeted/broad community	<p>City Council held a public hearing on May 8, 2017 to hear public comments on the amended AAP. Two local non-profit representatives spoke at the hearing for the amended AAP. They were from VSH and BHC.</p>	<p>Julie Anderson, on behalf of Virginia Supportive Housing, spoke in support of the proposed budget stating that the budget will allow the New Clay House II to continue to provide permanent supportive housing for many years and also stated that 95% of the clients they serve do not return to a state of homelessness.</p> <p>John Bolton, on behalf of Better Housing Coalition, spoke in support of the proposed budget stating that Council's support of the budget is greatly appreciated.</p>	None	
---	----------------	------------------------------	---	---	------	--

Table 2 – Citizen Participation Outreach

Needs Assessment

NA-05 Overview

Needs Assessment Overview

The following Needs Assessment section addresses the number and percentage of homeowners and renters in Richmond who are most likely to experience housing issues and cost burdens.

The analysis covers the following areas of interest:

- Summary of housing needs and problems
- Disproportionate need for housing, severe housing problems, and cost burdens
- Public Housing
- Homeless needs
- Non-Homeless Special needs
- Non-housing community development needs

The data utilized in the analysis is supplied by HUD and derived from a special tabulation of the 2008-2012 American Community Survey (ACS). This data is formulated into the 2008-2012 Comprehensive Housing Affordability Strategy (CHAS) which is utilized by local governments as a part of the Consolidated Plan and for other general planning purposes.

The Needs Assessment analysis provides the City of Richmond the opportunity to identify specific housing needs and develop strategies to address these with a primary focus on housing affordability. This section utilizes economic and housing data to characterize current housing affordability and provides the basis for an affordable housing strategy.

NA-10 Housing Needs Assessment - 24 CFR 91.205 (a,b,c)

Summary of Housing Needs

Housing cost is the most pressing housing need in the City. The cost of housing impacts renters, extremely low-income households, and Black households disproportionately. Extremely low-income households tend to be smaller in size, including elderly, small families, and “other” household types. “Other” household types may include student households. The 2008-2012 American Community Survey (ACS) estimates there are 34,980 people ages 18-24 who are enrolled in college or graduate school in the City of Richmond. The Consolidated Plan planning efforts and resources are not focused on students. [The 2015 HUD income limits for a 4 person household are as follows: 30% Area Median Income (AMI) is \$24,250, 50% AMI is \$37,100, 80% AMI is \$59,350, and 100% AMI or median income is \$74,200.]

Demographics	Base Year: 2000	Most Recent Year: 2012	% Change
Population	197,790	203,165	3%
Households	92,282	83,615	-9%
Median Income	\$31,121.00	\$39,201.00	26%

Table 6 - Housing Needs Assessment Demographics

Data Source: 2000 Census (Base Year), 2008-2012 ACS (Most Recent Year)

Number of Households Table

	0-30% HAMFI	>30-50% HAMFI	>50-80% HAMFI	>80-100% HAMFI	>100% HAMFI
Total Households *	19,550	11,910	15,295	8,480	28,540
Small Family Households *	5,735	3,535	5,360	2,480	11,710
Large Family Households *	1,250	470	720	450	910
Household contains at least one person 62-74 years of age	2,860	1,785	2,140	1,295	4,850
Household contains at least one person age 75 or older	2,170	1,710	1,520	780	2,145
Households with one or more children 6 years old or younger *	3,780	1,610	2,195	1,035	2,185
* the highest income category for these family types is >80% HAMFI					

Table 7 - Total Households Table

Data Source: 2008-2012 CHAS

Housing Needs Summary Tables

1. Housing Problems (Households with one of the listed needs)

	Renter					Owner				
	0-30% AMI	>30- 50% AMI	>50- 80% AMI	>80- 100% AMI	Total	0- 30% AMI	>30- 50% AMI	>50- 80% AMI	>80- 100% AMI	Total
NUMBER OF HOUSEHOLDS										
Substandard Housing - Lacking complete plumbing or kitchen facilities	460	190	280	150	1,080	50	15	30	30	125
Severely Overcrowded - With >1.51 people per room (and complete kitchen and plumbing)	170	105	85	25	385	4	40	4	0	48
Overcrowded - With 1.01-1.5 people per room (and none of the above problems)	480	195	270	135	1,080	50	20	60	40	170
Housing cost burden greater than 50% of income (and none of the above problems)	9,265	2,970	545	15	12,795	2,325	1,325	975	300	4,925

	Renter					Owner				
	0-30% AMI	>30-50% AMI	>50-80% AMI	>80-100% AMI	Total	0-30% AMI	>30-50% AMI	>50-80% AMI	>80-100% AMI	Total
Housing cost burden greater than 30% of income (and none of the above problems)	1,565	4,075	4,050	755	10,445	505	930	1,805	1,560	4,800
Zero/negative Income (and none of the above problems)	1,095	0	0	0	1,095	350	0	0	0	350

Table 8 – Housing Problems Table

Data 2008-2012 CHAS
Source:

2. Housing Problems 2 (Households with one or more Severe Housing Problems: Lacks kitchen or complete plumbing, severe overcrowding, severe cost burden)

	Renter					Owner				
	0-30% AMI	>30-50% AMI	>50-80% AMI	>80-100% AMI	Total	0-30% AMI	>30-50% AMI	>50-80% AMI	>80-100% AMI	Total
NUMBER OF HOUSEHOLDS										
Having 1 or more of four housing problems	10,380	3,460	1,175	320	15,335	2,430	1,400	1,075	370	5,275
Having none of four housing problems	4,465	5,130	8,725	4,080	22,400	830	1,920	4,320	3,705	10,775
Household has negative income, but none of the other housing problems	1,095	0	0	0	1,095	350	0	0	0	350

Table 9 – Housing Problems 2

Data 2008-2012 CHAS
Source:

3. Cost Burden > 30%

	Renter				Owner			
	0-30% AMI	>30-50% AMI	>50-80% AMI	Total	0-30% AMI	>30-50% AMI	>50-80% AMI	Total
NUMBER OF HOUSEHOLDS								
Small Related	3,590	2,325	1,445	7,360	580	555	920	2,055
Large Related	590	175	105	870	84	110	145	339
Elderly	1,790	1,115	585	3,490	1,485	1,000	900	3,385
Other	5,625	3,770	2,595	11,990	765	620	865	2,250
Total need by income	11,595	7,385	4,730	23,710	2,914	2,285	2,830	8,029

Table 10 – Cost Burden > 30%

Data 2008-2012 CHAS
Source:

4. Cost Burden > 50%

	Renter				Owner			
	0-30% AMI	>30-50% AMI	>50- 80% AMI	Total	0-30% AMI	>30-50% AMI	>50- 80% AMI	Total
NUMBER OF HOUSEHOLDS								
Small Related	2,895	650	70	3,615	475	290	305	1,070
Large Related	515	45	20	580	80	60	0	140
Elderly	1,340	540	145	2,025	1,185	530	305	2,020
Other	5,135	1,855	305	7,295	665	450	365	1,480
Total need by income	9,885	3,090	540	13,515	2,405	1,330	975	4,710

Table 11 – Cost Burden > 50%

Data 2008-2012 CHAS
Source:

5. Crowding (More than one person per room)

	Renter					Owner				
	0-30% AMI	>30-50% AMI	>50-80% AMI	>80-100% AMI	Total	0-30% AMI	>30-50% AMI	>50-80% AMI	>80-100% AMI	Total
NUMBER OF HOUSEHOLDS										
Single family households	475	225	175	145	1,020	24	50	8	15	97
Multiple, unrelated family households	120	45	125	15	305	30	10	55	25	120
Other, non-family households	80	40	110	0	230	0	0	0	0	0
Total need by income	675	310	410	160	1,555	54	60	63	40	217

Table 12 – Crowding Information

Data 2008-2012 CHAS
Source:

Describe the number and type of single person households in need of housing assistance.

No data available to support discussions on this question.

Estimate the number and type of families in need of housing assistance who are disabled or victims of domestic violence, dating violence, sexual assault and stalking.

Homeless service providers that serve victims of domestic violence are prohibited from using the Homeless Management Information System (HMIS), so annual numbers on need are not available. However, we know that in the Greater Richmond CoC January 2016 point-in-time count, 7 single adults and 10 families (which included 26 people) were staying in the YWCA Domestic Violence Shelter. Based on January 2015 point-in-time data, 22.2% of adults surveyed indicated that they had experienced domestic violence, and 43.0% of these individuals indicated that they had done so in the past year. Point-in-time data also reveals that 39.4% of people experiencing homelessness have a disability that significantly interferes with their ability to care for themselves or others.

What are the most common housing problems?

The most common housing problem in the City of Richmond is high cost burden. According to the 2008-2012 HUD Comprehensive Housing Affordability Strategy (CHAS) data, 31,739 low-income households paid more than 30% of their income for their housing, a 7% increase from the 2005-2009 CHAS data. Among these households, 74.7% (23,710 households) were renters and 25.3% (8,029 households) were homeowners. Among the 23,125 renter households with high cost burden, almost 49% (11,595) were extremely low-income. Extremely low-income renter households with more than 30% cost burden had a 13.7% increase from the 2005-2009 CHAS data.

Severe cost burden (when housing cost exceeds 50% of household income) is an acute housing problem for most extremely low-income households (30% Area Median Income). There were 19,550 Richmond households in 2012 who fall within this income range, and nearly 63% (12,350) of them were severely cost burdened.

Other housing problems include substandard and overcrowded units. Most of the substandard housing units in the City of Richmond were occupied by extremely low-income renters. In 2012, there were 1,450 overcrowded housing units in the City of Richmond occupied by LMI households, 47% (685) of the overcrowded units were also occupied by extremely low-income renters.

Are any populations/household types more affected than others by these problems?

The racial or ethnic households that are mostly disproportionately affected by one or more housing problem compared to the needs of other racial or ethnic groups or the needs are Black households. When compared to the jurisdiction as a whole, Black households are disproportionately cost burdened or severely cost burdened when compared to White households. More than half of LMI Black households (53% or 19,695) are cost burdened or severely cost burdened while 39% of White households (14,505) are cost burdened or severely cost burdened, a 14% difference.

The reason for disproportionate housing problems experienced by non-White households is that these households usually had less income than White households. According to the 2008-2012 ACS, in 2012, the median household income as a whole was \$39,445 in the City of Richmond. The median income for White households was \$54,404 while the median income for Black households was \$29,038. The poverty rate presents the same pattern as the median household income does. In 2012, 19% of White population was below poverty level compared to 32% of Black population below poverty level.

Renter households are more affected by cost burden than owner households. Almost three quarters (37,225 households) LMI renter households had a high cost burden, compared to approximately a quarter (12,739 households) of LMI owner-occupied households. Severe cost burden impacts 36% of renter households and 37% of owner-occupied households that have cost burden problem, among which 73% were extremely low-income renters and 51% were extremely low-income homeowners. Extremely low-income renter households tend to be smaller in size, including elderly (1,340 households), small families (2,895 households), and “other” household types (5,135 households) for severe cost burden households.

Describe the characteristics and needs of Low-income individuals and families with children (especially extremely low-income) who are currently housed but are at imminent risk of either residing in shelters or becoming unsheltered 91.205(c)/91.305(c)). Also discuss the needs of formerly homeless families and individuals who are receiving rapid re-housing assistance and are nearing the termination of that assistance

People who are at imminent risk of homelessness are those with extremely low incomes who lack the necessary supports (such as mainstream benefits or social support) to remain housed. People who are living on the edge may be tipped into homelessness for a wide variety of reasons – a car breakdown, a medical expense or unexpected bill, or mental health or substance abuse problems that make it difficult to maintain housing. Formerly homeless individuals and families who have received rapid rehousing assistance are typically provided with money to help with rent or other housing-related expenses. This light touch approach has been quite successful (less than 7% return to homelessness with a year), so it is unclear whether there are general unaddressed needs, though it is likely that maintaining a job is important for many to establish stability. Those who return to homelessness may need more consistent and ongoing supports.

If a jurisdiction provides estimates of the at-risk population(s), it should also include a description of the operational definition of the at-risk group and the methodology used to generate the estimates:

The jurisdiction does not compile this data. There were no discussions on this question because no at-risk data was collected.

Specify particular housing characteristics that have been linked with instability and an increased risk of homelessness

Housing characteristics that link to instability include lack of affordable housing units, increasing rent, and difficulty saving up for down payment or security deposit.

Discussion

The number of high cost burden households increased over the past three years, especially for the extremely low-income households. The need for affordable units for extremely low-income households is compounded by the high demand of rental housing in the City. Extremely low-income households tend to be smaller in size, including elderly, small families, and “other” household types. “Other” household types may include student households. According to the 2008-2012 American Community Survey estimates, there are 34,980 people, ages 18-24 who are enrolled in college or graduate school in the City of Richmond. The presence of student households may create a higher perception of the number of extremely low-income households and related cost burden than actually exists. However, the student population is vying for the same type of rental units as other extremely low-income households since extremely low-income households are generally smaller in size. Student demand for small rental units places pressure on the market and makes affordable rentals for other extremely low-income households harder to obtain.

NA-15 Disproportionately Greater Need: Housing Problems – 91.205 (b)(2)

Introduction

This section assesses whether any racial or ethnic group is experiencing a disproportionately greater need with housing problems in comparison to all households in the jurisdiction with similar household income.

HUD defines a “disproportionately greater need” as when members of a racial/ethnic group experience housing problems at a greater rate (10% of more) than their income level as a whole.

A household is identified as having a “housing problem” if the household has any one or more of these four housing problems:

1. Lacks complete kitchen facilities;
2. Lacks complete plumbing facilities;
3. Overcrowding with more than one person per room and excludes bathrooms, porches, foyers, halls, or half-rooms; and,
4. Households with housing cost burden that exceed 30% of household income.

Households are categorized by their income into four groups:

1. Households earning between 0 - 30% of Area Median Income (AMI);
2. Households earning between 30% - 50% AMI;
3. Households earning between 50% - 80% AMI; and,
4. Households earning between 80% - 100% AMI.

The source for data is 2008 – 2012 Comprehensive Housing Affordability Strategy (CHAS). This dataset estimates there are 55,235 households with earnings at or below Area Median Income in the City of Richmond. By household income bracket, 19,550 households (35%) earn between 0 and 30% AMI, 11,910 households (22%) earn between 30.1% and 50% AMI, 15,295 households (28%) earn between 50.1% and 80% AMI, and 8,480 households (15%) earn between 80.1% and 100% AMI. By racial or ethnic group with earnings at or below Area Median Income, there are 31,620 Black households (62%), 18,605 White households (36%), 999 Asian households (1.9%), 72 American Indian / Alaskan Native households (.1%), no Pacific Islander households, and 2,660 Hispanics households (5%) in this income range. [The 2015 HUD income limits for a 4 person household are as follows: 30% AMI is \$24,250, 50% AMI is \$37,100, 80% AMI is \$59,350, and 100% AMI or median income is \$74,200.]

0%-30% of Area Median Income

Housing Problems	Has one or more of four housing problems	Has none of the four housing problems	Household has no/negative income, but none of the other housing problems
Jurisdiction as a whole	14,880	3,220	1,445
White	4,420	505	560
Black / African American	9,010	2,535	690
Asian	355	30	150
American Indian, Alaska Native	0	40	10
Pacific Islander	0	0	0
Hispanic	655	55	30

Table 13 - Disproportionally Greater Need 0 - 30% AMI

Data 2008-2012 CHAS
Source:

*The four housing problems are:

1. Lacks complete kitchen facilities,
2. Lacks complete plumbing facilities,
3. More than one person per room,
4. Cost Burden greater than 30%

30%-50% of Area Median Income

Housing Problems	Has one or more of four housing problems	Has none of the four housing problems	Household has no/negative income, but none of the other housing problems
Jurisdiction as a whole	9,865	2,045	0
White	3,310	620	0
Black / African American	5,485	1,275	0
Asian	120	0	0
American Indian, Alaska Native	20	0	0
Pacific Islander	0	0	0
Hispanic	765	135	0

Table 14 - Disproportionally Greater Need 30 - 50% AMI

Data 2008-2012 CHAS
Source:

*The four housing problems are:

1. Lacks complete kitchen facilities,
2. Lacks complete plumbing facilities,
3. More than one person per room,
4. Cost Burden greater than 30%

50%-80% of Area Median Income

Housing Problems	Has one or more of four housing problems	Has none of the four housing problems	Household has no/negative income, but none of the other housing problems
Jurisdiction as a whole	8,105	7,190	0
White	3,220	2,060	0
Black / African American	4,155	4,405	0
Asian	150	70	0
American Indian, Alaska Native	4	0	0
Pacific Islander	0	0	0
Hispanic	340	405	0

Table 15 - Disproportionally Greater Need 50 - 80% AMI

Data 2008-2012 CHAS
Source:

*The four housing problems are:

1. Lacks complete kitchen facilities,
2. Lacks complete plumbing facilities,
3. More than one person per room,
4. Cost Burden greater than 30%

80%-100% of Area Median Income

Housing Problems	Has one or more of four housing problems	Has none of the four housing problems	Household has no/negative income, but none of the other housing problems
Jurisdiction as a whole	3,005	5,475	0
White	1,535	2,375	0
Black / African American	1,275	2,790	0
Asian	4	20	0
American Indian, Alaska Native	8	0	0
Pacific Islander	0	0	0
Hispanic	125	150	0

Table 16 - Disproportionally Greater Need 80 - 100% AMI

Data 2008-2012 CHAS
Source:

*The four housing problems are:

1. Lacks complete kitchen facilities,
2. Lacks complete plumbing facilities,
3. More than one person per room,
4. Cost Burden greater than 30%

Discussion

In the City of Richmond, 65% of all households earning Area Median Income or less are experiencing one or more housing problems. Households earning between 0 and 30% as well as 30.1% and 50% of Area Median Income are more likely to experience one or more housing problems than any other income bracket. Evaluating housing problems by only racial or ethnic group and not by household income, no racial or ethnic group is experiencing a disproportionately greater need compared to the jurisdiction as a whole.

Over three-quarters (76%) of households earning between 0 and 30% AMI have one or more housing problems. No racial or ethnic group with a household income between 0 and 30% AMI is experiencing a disproportionately greater need.

Over 80% (83%) of households earning between 30.1% and 50% AMI have one or more housing problems. At this income range, American Indians / Alaskan Natives (20 households) and Asians (120 households) experience a disproportionately greater need with 100% of both populations (American Indians/Alaskan Natives and Asians) having one or more housing problems.

Fifty-three percent (53%) of households earning between 50.1% and 80% AMI have one or more housing problems. American Indians / Alaskan Natives (4 households) experience a disproportionately greater need with 100% of households having one or more housing problems.

Thirty-five percent (35%) of households earning between 80.1% and 100% AMI have one or more housing problems. At this income range, American Indians / Alaskan Natives (8 households) experience a disproportionately greater need with 100% of households having one or more housing problem.

NA-20 Disproportionately Greater Need: Severe Housing Problems – 91.205 (b)(2)

Introduction

This section assesses whether any racial or ethnic group is experiencing a disproportionately greater need with severe housing problems in comparison to all households in the jurisdiction with similar household income.

HUD defines a “disproportionately greater need” as when members of a racial/ethnic group experience housing problems at a greater rate (10% of more) than their income level as a whole.

A household is identified as having a “housing problem” if the household has any one or more of these four severe housing problems:

1. Lacks complete kitchen facilities;
2. Lacks complete plumbing facilities;
3. Overcrowding with more than 1.5 persons per room and excludes bathrooms, porches, foyers, halls, or half-rooms; and,
4. Households with housing cost burden that exceed 30% of household income.

Households are categorized by their income into four groups:

1. Households earning between 0 - 30% of Area Median Income (AMI);
2. Households earning between 30.1 - 50% AMI;
3. Households earning between 50.1 - 80% AMI; and,
4. Households earning between 80.1 - 100% AMI.

Severe housing problems are defined as overcrowded households (more than 1.5 persons per room) and the households with cost burdens at more than 50% of their income.

The source of data is 2008 – 2012 Comprehensive Housing Affordability Strategy (CHAS). This dataset estimates there are 55,235 households with earnings at or below Area Median Income in the City of Richmond. By household income bracket, 19,550 households (35%) earn between

0 and 30% AMI, 11,910 households (22%) earn between 30.1% and 50% AMI, 15,295 households (28%) earn between 50.1% and 80% AMI, and 8,480 households (15%) earn between 80.1% and 100% AMI. By racial or ethnic group with earnings at or below Area Median Income, there are 31,610 Black households (57%), 18,620 White households (34%), 894 Asian households (1.6%), 82 American Indian / Alaskan Native households (.1%), no Pacific Islander households, and 2,659 Hispanics households (5%) in this income range. [The 2015 HUD income limits for a 4 person household are as follows: 30% AMI is \$24,250, 50% AMI is \$37,100, 80% AMI is \$59,350, and 100% AMI or median income is \$74,200.]

0%-30% of Area Median Income

Severe Housing Problems*	Has one or more of four housing problems	Has none of the four housing problems	Household has no/negative income, but none of the other housing problems
Jurisdiction as a whole	12,810	5,295	1,445
White	4,170	750	560
Black / African American	7,315	4,230	690
Asian	345	35	150
American Indian, Alaska Native	0	40	10
Pacific Islander	0	0	0
Hispanic	595	115	30

Table 17 – Severe Housing Problems 0 - 30% AMI

Data 2008-2012 CHAS
Source:

*The four severe housing problems are:

1. Lacks complete kitchen facilities,
2. Lacks complete plumbing facilities,
3. More than 1.5 persons per room,
4. Cost Burden over 50%

30%-50% of Area Median Income

Severe Housing Problems*	Has one or more of four housing problems	Has none of the four housing problems	Household has no/negative income, but none of the other housing problems
Jurisdiction as a whole	4,860	7,050	0
White	1,985	1,950	0
Black / African American	2,350	4,405	0
Asian	75	45	0
American Indian, Alaska Native	10	10	0

Severe Housing Problems*	Has one or more of four housing problems	Has none of the four housing problems	Household has no/negative income, but none of the other housing problems
Pacific Islander	0	0	0
Hispanic	380	520	0

Table 18 – Severe Housing Problems 30 - 50% AMI

Data 2008-2012 CHAS
Source:

*The four severe housing problems are:

1. Lacks complete kitchen facilities, 2. Lacks complete plumbing facilities, 3. More than 1.5 persons per room, 4. Cost Burden over 50%

50%-80% of Area Median Income

Severe Housing Problems*	Has one or more of four housing problems	Has none of the four housing problems	Household has no/negative income, but none of the other housing problems
Jurisdiction as a whole	2,250	13,045	0
White	995	4,290	0
Black / African American	910	7,645	0
Asian	115	105	0
American Indian, Alaska Native	0	4	0
Pacific Islander	0	0	0
Hispanic	155	595	0

Table 19 – Severe Housing Problems 50 - 80% AMI

Data 2008-2012 CHAS
Source:

*The four severe housing problems are:

1. Lacks complete kitchen facilities, 2. Lacks complete plumbing facilities, 3. More than 1.5 persons per room, 4. Cost Burden over 50%

80%-100% of Area Median Income

Severe Housing Problems*	Has one or more of four housing problems	Has none of the four housing problems	Household has no/negative income, but none of the other housing problems
Jurisdiction as a whole	690	7,785	0
White	265	3,655	0
Black / African American	345	3,720	0
Asian	4	20	0
American Indian, Alaska Native	4	4	0
Pacific Islander	0	0	0
Hispanic	80	189	0

Table 20 – Severe Housing Problems 80 - 100% AMI

Data 2008-2012 CHAS
Source:

*The four severe housing problems are:

1. Lacks complete kitchen facilities, 2. Lacks complete plumbing facilities, 3. More than 1.5 persons per room, 4. Cost Burden over 50%

Discussion

In the City of Richmond, 37% of households earning at or below Area Median Income have one or more severe housing problems. Households earning between 0% and 30% AMI are more likely to have one or more severe housing problems than any other income bracket. Evaluating housing problems by only racial or ethnic group and not by household income, no racial or ethnic group is experiencing a disproportionately greater need compared to the jurisdiction as a whole.

Sixty-six percent (66%) of households earning between 0% and 30% AMI have one or more severe housing problems. Within this income bracket, White households (4,170) and Hispanic households (595) are experiencing a disproportionately greater need with severe housing problems.

Forty-one percent (41%) of households earning between 30.1% and 50% AMI have one or more severe housing problems. Within this income bracket, White households (1,985), Asian households (75), and American Indian/Alaskan Native households (10) are experiencing a disproportionately greater need with severe housing problems.

Fourteen percent (15%) of households earning between 50.1% and 80% AMI have one or more severe housing problems. Asian households (115) are experiencing a disproportionately greater need with severe housing problems in this income bracket.

Eight percent (8%) of households earning between 80.1% and 100% AMI have one or more severe housing problems. American Indian/Alaskan Native households (4) and Hispanic households (80) are experiencing a disproportionately greater need with severe housing problems in this income bracket.

NA-25 Disproportionately Greater Need: Housing Cost Burdens – 91.205 (b)(2)

Introduction:

This section assesses whether any racial or ethnic group is experiencing a disproportionately greater need with housing cost burden in comparison to all households in the jurisdiction.

HUD defines a “disproportionately greater need” as when members of a racial/ethnic group experience housing problems at a greater rate (10% of more) than all groups within that cost burden category.

Housing cost burden is organized into three categories:

1. Households that pay less than 30% of their income on housing related costs are defined as having “no cost burden”;
2. Households that pay between 30% and 50% of their income on housing related costs are defined as having a “cost burden”; and
3. Households that pay more than 50% of their income on housing related costs are defined as being “severely cost burden”.

The source of data for analysis is 2008 – 2012 Comprehensive Housing Affordability Strategy (CHAS). This dataset estimated there are 83,780 households in the City of Richmond. By racial or ethnic group, there are 39,080 Black households (47%), 38,120 White households (46%), 1,320 Asian households (1.6%), 153 American Indian / Alaskan Native households (.2%), and 3,270 Hispanic Households (4%). [The 2015 HUD income limits for a 4 person household are as follows: 30% AMI is \$24,250, 50% AMI is \$37,100, 80% AMI is \$59,350, and 100% AMI or median income is \$74,200.]

Housing Cost Burden

Housing Cost Burden	<=30%	30-50%	>50%	No / negative income (not computed)
Jurisdiction as a whole	44,840	18,405	18,985	1,550
White	23,025	7,030	7,475	590
Black / African American	18,635	9,865	9,830	750
Asian	545	180	440	155
American Indian, Alaska Native	114	19	10	10
Pacific Islander	0	0	0	0
Hispanic	1,635	835	765	35

Table 21 – Greater Need: Housing Cost Burdens AMI

Data 2008-2012 CHAS
Source:

Discussion:

In the City of Richmond, 45% of households (37,390) are either cost burdened or severely cost burdened with housing related costs. Of these, 22% of households (18,405) are cost burdened with housing related costs and 23% of households (18,985) are severely cost burdened with housing related costs. Using HUD's definition for disproportionately greater need, no racial or ethnic group is disproportionately cost burdened. However, it should be noted that 50% of Black households (19,695) are cost burdened or severely cost burdened while 38% of White households (14,505) are cost burdened or severely cost burdened, a 12% difference. Specifically, 25% of Black households (9,865) are cost burdened while 18% of White households (7,030) are cost burdened, a 7% difference. Additionally, 25% of Blacks households (9,830) are severely cost burdened, while 20% of White households (7,475) are severely cost burdened, a 5% difference.

NA-30 Disproportionately Greater Need: Discussion – 91.205(b)(2)

Are there any Income categories in which a racial or ethnic group has disproportionately greater need than the needs of that income category as a whole?

For households earning between 0% and 30% AMI, 4,170 White households and 595 Hispanic households experience a disproportionately greater need with households having one or more severe housing problem.

For households earning between 30.1% and 50% AMI, 1,985 White households, 75 Asian households, and 10 American Indian/Alaskan Native households have a disproportionately greater need than the needs of that income category as a whole.

For households earning between 50.1% and 80% AMI, 115 Asian households have a disproportionately greater need than the needs of that income category as a whole.

For households earning between 80.1% and 100% AMI, 4 American Indian/Alaskan Native households and 80 Hispanic households have a disproportionately greater need than the needs of that income category as a whole.

No racial or ethnic group has a disproportionately greater need with housing cost burden.

If they have needs not identified above, what are those needs?

Not applicable.

Are any of those racial or ethnic groups located in specific areas or neighborhoods in your community?

HUD's CPD mapping tool was used to spatially analyze the city by census tracts to determine if there are any specific areas where a racial or ethnic group with disproportionately greater need is concentrated.

The 4,170 White households earning between 0% and 30% AMI that are experiencing a disproportionately greater need with a severe housing problem are likely to be college students living off campus in the Near West and Downtown Planning Districts. Census Tracts 412, 411, 404, 403, 402, 305, 302 are at least 40% White, more than 23% of households earn between 0% and 30% AMI, and more than 25% of households have one or more severe housing problems. The Mayor's Commission on Poverty report found that over one-half of the population in poverty in the above listed census tracts consists of college students. However, not all white

households experiencing disproportionately greater need with a severe housing problem are students and efforts will focus on the non-student population.

The 595 Hispanic households earning between 0% and 30% AMI that are experiencing a disproportionately greater need with a severe housing problem are likely to be located in the south east portion of the City of Richmond in the Broad Rock and Midlothian Planning Districts. Census Tracts 706.01 and 609 are more than 20% Hispanic, with more than 20% of households earning between 0% and 30% AMI, and with more than 35% of households experiencing one or more severe housing problem.

NA-35 Public Housing – 91.205(b)

Introduction

There are a total of 13,206 families that are currently on the waiting list for public housing (PH) or the Housing Choice Voucher Program (HCVP). 3,366 of these families (25%) are on the PH waiting list and 9,028 (75%) are on the HCVP waiting list.

Totals in Use

	Program Type								
	Certificate	Mod-Rehab	Public Housing	Vouchers			Special Purpose Voucher		
				Total	Project-based	Tenant-based	Veterans Affairs Supportive Housing	Family Unification Program	Disabled *
# of units vouchers in use	0	0	3,798	3,113	42	3,071	78	0	0

Table 22 - Public Housing by Program Type

*includes Non-Elderly Disabled, Mainstream One-Year, Mainstream Five-year, and Nursing Home Transition

Data Source: PIC (PIH Information Center)

Characteristics of Residents

	Program Type							
	Certificate	Mod-Rehab	Public Housing	Vouchers			Special Purpose Voucher	
				Total	Project-based	Tenant-based	Veterans Affairs Supportive Housing	Family Unification Program
Average Annual Income	0	0	9,853	13,668	7,779	13,828	10,462	0
Average length of stay	0	0	4	8	4	12	3	0
Average Household size	0	0	2	3	1	3	1	0
# Homeless at admission	0	0	*	*	*	*	*	*
# of Elderly Program Participants (>62)	0	0	708	446	8	424	13	0
# of Disabled Families	0	0	1,025	997	9	897	44	0
# of Families requesting accessibility features	0	0	43	*	*	*	*	0
# of HIV/AIDS program participants	0	0	0	0	0	0	0	0
# of DV victims	0	0	0	0	0	0	0	0

Table 23 – Characteristics of Public Housing Residents by Program Type

Data Source: PIC (PIH Information Center)

*: Information unavailable

Race of Residents

Race	Certificate	Mod-Rehab	Public Housing	Program Type					
				Vouchers			Special Purpose Voucher		
				Total	Project-based	Tenant-based	Veterans Affairs Supportive Housing	Family Unification Program	Disabled *
White	0	0	76	155	15	123	14	0	0
Black/African American	0	0	3,722	2,926	26	2,948	64	0	0
Asian	0	0	0	0	0	0	1	0	0
American Indian/Alaska Native	0	0	0	0	0	0	0	0	0
Pacific Islander	0	0	0	0	0	0	0	0	0
Other	0	0	0	0	0	0	0	0	0

*includes Non-Elderly Disabled, Mainstream One-Year, Mainstream Five-year, and Nursing Home Transition

Table 24 – Race of Public Housing Residents by Program Type

Data Source: PIC (PIH Information Center)

Ethnicity of Residents

Ethnicity	Certificate	Mod-Rehab	Public Housing	Program Type					
				Vouchers			Special Purpose Voucher		
				Total	Project-based	Tenant-based	Veterans Affairs Supportive Housing	Family Unification Program	Disabled *
Hispanic	0	0	38	93	0	92	4	0	0
Not Hispanic	0	0	3,760	3,010	42	2,978	74	0	0

*includes Non-Elderly Disabled, Mainstream One-Year, Mainstream Five-year, and Nursing Home Transition

Table 25 – Ethnicity of Public Housing Residents by Program Type

Data Source: PIC (PIH Information Center)

Section 504 Needs Assessment: Describe the needs of public housing tenants and applicants on the waiting list for accessible units:

Seventy-six (2.25%) of the applicants on the public housing waiting list were identified as families with disabilities. Fifty-two (2.0%) of the applicants on the PH waiting list were identified as a disabled family (head of household) and families with children.

Most immediate needs of residents of Public Housing and Housing Choice voucher holders

The PH waiting list has a total of 3,387 families. 314 (9.3%) families are elderly and 76 (2.25%) are families with disabilities. The race/ethnicities of families on the waiting list are as follows: White – 315; Black – 2,898; Asian/other – 54; Hispanic – 109. The size of units needed for these families are as follows: 1-bedroom – 1,710; 2-bedroom – 1,675; 3-bedroom – 2; 5+ bedroom – 0.

The Housing Choice Voucher Program (HCVP) waiting list has a total of 9,028 families. 247 (2.7%) families are elderly and 1,644 (18.2%) are families with disabilities. The race/ethnicities of families on the waiting list are as follows: White – 467; Black – 8,483; Asian/other – 128; Hispanic – 230.

The preferences calculation method for the PH waiting list is “aggregate” (also known as combining preferences). Preferences are used to establish the order of placement on the waiting list only. Within each preference category, applicants are selected in order of the date and time of their application. A preference does not guarantee admission to the program. 2,692 applicants on the PH waiting list selected City Resident as their need for residency in public housing. The HCVP waiting list does not have preferences therefore the information is unavailable.

How do these needs compare to the housing needs of the population at large

The composition of race/ethnicity is similar for Asian and Hispanic households when comparing between households with one of four housing problems (NA-10, Table 8) and households on the PH and HCVP waiting lists. There is an overrepresentation, however, of Black households on the PH and HCVP waiting lists (87%) compared to the overall percentage of Black households with housing problems (63%) and an underrepresentation of White households. White households compose 5% of PH and HCVP waiting lists and 29% of households with housing problems.

Elderly households comprise 32% of severely cost burdened households but only 13% of

households on PH and HCVP waiting lists (NA-10, Table 10).

There are 8,390 renter households that are severely cost-burdened and earn less than 30% Area Median Income. Even after making a conservative assumption that all of the 2,989 households on the waiting list fall into this same category, there remains a 5,401 household gap.

Discussion

The need for affordable housing is far greater than the existing supply of public housing. There are twice as many Black households with housing problems as White households (NA-20, Table 17). However, White households and elderly households with housing needs and/or severe cost burdens are underrepresented as recipients for subsidized housing. Elderly households, in particular, should be targeted for HCVP since there are currently no elderly households on the waiting list for vouchers, but there are 5,220 total owner and renter elderly households with a severe housing cost burden.

NA-40 Homeless Needs Assessment – 91.205(c)

Introduction:

The numbers below were compiled and provided by staff at Homeward, which is the Greater Richmond CoC collaborative applicant and the HMIS lead. The sources for the data were Homeward's HMIS database and its January 2015 Point-In-Time Count.

Homeless Needs Assessment

Population	Estimate the # of persons experiencing homelessness on a given night		Estimate the # experiencing homelessness each year	Estimate the # becoming homeless each year	Estimate the # exiting homelessness each year	Estimate the # of days persons experience homelessness
	Sheltered	Unsheltered				
Persons in Households with Adult(s) and Child(ren)	0	147	780	634	600	60
Persons in Households with Only Children	0	0	0	0	0	0
Persons in Households with Only Adults	86	671	2,819	1,522	2,300	210
Chronically Homeless Individuals	23	86	400	92	215	910
Chronically Homeless Families	0	15	20	5	15	547
Veterans	6	115	400	234	350	240
Unaccompanied Child	0	0	1	1	1	0
Persons with HIV	2	5	14	2	12	210

Table 26 – Homeless Needs Assessment

Data Source Comments: Homeward

Indicate if the homeless population is:

Has No Rural Homeless

If data is not available for the categories “number of persons becoming and exiting homelessness each year,” and “number of days that persons experience homelessness,” describe these categories for each homeless population type (including chronically homeless individuals and families, families with children, veterans and their families, and unaccompanied youth):

The best data source for annual numbers is the Annual Homeless Assessment Report that HUD provides to Congress, however, this source does not address chronic homelessness (and the definition has changed since January 2015, so we are waiting for the ability to pull this information from HMIS). For chronic homelessness, we know that in January 2015, we identified 109 chronically homeless individuals and 6 chronically homeless families. These numbers will go down with the revised definition.

Between 10/1/2014 and 9/30/2015, 662 people in families were served by the Greater Richmond area shelters that use HMIS – basically, all shelters that serve families except for domestic violence providers. 42 people in families used transitional housing providers, and we no longer have transitional beds for families (other than domestic violence providers) in the community. During this time period, 374 veterans (both singles and those in families) were served. Typically, we do not see unaccompanied youth in our community.

Nature and Extent of Homelessness: (Optional)

Race:	Sheltered:	Unsheltered (optional)
White	210	46
Black or African American	493	38
Asian	2	0
American Indian or Alaska Native	4	0
Pacific Islander	0	0
Ethnicity:	Sheltered:	Unsheltered (optional)
Hispanic	16	11
Not Hispanic	716	75

Data Source Comments: Homeward

Table 27

Estimate the number and type of families in need of housing assistance for families with children and the families of veterans.

Thanks largely to the work of the U.S. Interagency Council on Homelessness and its members, reducing homelessness for veterans has recently been a top policy priority both nationally and locally. It has been widely reported that consequently the incidence of homelessness for this group has declined significantly in the past few years. Because most available reports on homelessness count individuals served, and not "households" or "families with children," it isn't yet possible to provide definitive estimates or demographic descriptions of families with children in need of housing assistance.

Describe the Nature and Extent of Homelessness by Racial and Ethnic Group.

African American households are disproportionately represented at area homeless shelters, relative to the demographic makeup of the general population. The vast majority of people using homeless services in the Greater Richmond area are non-Hispanic.

Describe the Nature and Extent of Unsheltered and Sheltered Homelessness.

There are more local resources to assist homeless families with children than for homeless individuals, and the duration of homeless episodes for families with children is generally much shorter than the duration of homeless episodes for single individuals.

Discussion:

No additional information.

NA-45 Non-Homeless Special Needs Assessment - 91.205 (b,d)

Introduction:

According to Center for Disease Control HIV Surveillance, 4,244 cumulative cases of AIDS have been reported and 115 incidences of AIDS in the area in 2011. In 2014 the Central region of VA which includes the Richmond MSA had the second highest rate (411 per 100,000) of persons living with HIV in the state according to the VA State Health Department.

HOPWA

Current HOPWA formula use:	
Cumulative cases of AIDS reported	4,244
Area incidence of AIDS	115
Rate per population	9
Number of new cases prior year (3 years of data)	509
Rate per population (3 years of data)	14
Current HIV surveillance data:	
Number of Persons living with HIV (PLWH)	4,416
Area Prevalence (PLWH per population)	358
Number of new HIV cases reported last year	0

Table 28 – HOPWA Data

Data Source Comments: *CDC HIV Surveillance*

HIV Housing Need (HOPWA Grantees Only)

Type of HOPWA Assistance	Estimates of Unmet Need
Tenant based rental assistance	650
Short-term Rent, Mortgage, and Utility	1,640
Facility Based Housing (Permanent, short-term or transitional)	538

Table 39 – HIV Housing Need

Data Source: HUD Exchange; Planning Estimates on Unmet Need for HOPWA Formula and Competitive Grantees, January 2012.

Describe the characteristics of special needs populations in your community:

The VA Department of Health 2012 HIV Surveillance states that while Blacks account for 20% of the state population, they account for 62% of all new infections in 2010. African Americans were 8 times more likely to be diagnosed with HIV as compared to Whites. The Black women are impacted by HIV & AIDS far greater than any other group. Black women are 15 times more likely to be living with HIV than White women and five times more likely than Hispanic women. The VA Department of Health 2011 HIV Epidemiology Profile report stated that a majority of all persons who are infected also have the least education, are low- income, and lack health insurance or access to medical care.

What are the housing and supportive service needs of these populations and how are these needs determined?

In 2012 year, Richmond re-organized its street outreach for individuals experiencing homelessness to replicate a model that successfully reduced street homelessness among chronically homeless and medically vulnerable individuals, including individuals with HIV. Local agencies that provide street outreach including Richmond DSS, the Veterans Administration, RBHA, The Daily Planet, and Virginia Supportive Housing (the outreach consortium). These agencies coordinate outreach activities, screen homeless individuals for medical conditions that make them more vulnerable to dying on the streets (including HIV) and prioritize those who are most vulnerable and who've been homeless the longest for permanent supportive housing. Medical and mental health issues are addressed upon engagement and outreach workers work to connect these individuals to mainstream benefits and services. Additionally, local HIV services organizations refer homeless individuals with HIV to the Outreach Consortium.

Discuss the size and characteristics of the population with HIV/AIDS and their families within the Eligible Metropolitan Statistical Area:

The Center for Disease Control (CDC) places Richmond in the epidemic level for HIV/AIDS due to the high prevalence of this disease in our community.

Areas hardest hit by poverty in Richmond are also the ones hardest hit by HIV/AIDS. Many Richmond neighborhoods have poverty rates above 50%, or five times the national average. The poorest census tract in the city had a poverty rate of 69%. Since some Richmond neighborhoods have almost no poverty (2-3%), it is important to define individual neighborhood poverty levels rather than the congregate figure of 25.5%, (American Community Survey 5-Year Estimates 2010-2014).

According to the CDC HIV Surveillance, there are 4,224 persons in the Richmond MSA living with HIV.

Discussion:

No additional information.

NA-50 Non-Housing Community Development Needs – 91.215 (f)

Describe the jurisdiction’s need for Public Facilities:

As identified through the Capital Improvement Program (CIP), the City’s highest public facility needs include repairing schools, continued improvement of libraries, expansion of parks and recreation facilities, including community centers, updating water treatment facilities, the East End Transformation Initiative, and updating infrastructure and lead pipes. Additional facility upgrades include neighborhood and major parks, community centers, and cultural facilities; libraries; handicap and general sidewalk improvements; and roadway improvements including initiatives to make Richmond bicycle friendly.

How were these needs determined?

Public facility needs were determined through an annual CIP budgeting process through department requests, citizen input, Council priorities, and Mayoral priorities.

Describe the jurisdiction’s need for Public Improvements:

The City continues to fund annual improvements to the Gas, Water, and Wastewater Utilities. Through the creation of a Stormwater Utility, the City has been able to fund additional improvements to the stormwater system. The older parts of the City of Richmond have a combined-sewer system that releases untreated wastewater into the James River and Chesapeake Bay watersheds during significant storm events. Significant federal, state, and local funds have been allocated to upgrade the combined-sewer system over the last 20 years with additional work ongoing.

How were these needs determined?

Public improvement needs were determined through an annual CIP budgeting process through department requests, citizen input, Council priorities, and Mayoral priorities.

Describe the jurisdiction’s need for Public Services:

There is a great need for a streamlined public service approach that combines a series of social needs: workforce development, regional transportation, primary and secondary education, and access to mental and physical health services.

Additionally, there is an increased need for financial counseling, down payment assistance, housing counseling, and renter education programs.

Over the next five years Richmond Public Schools has a need for a one to three new elementary schools, one to two new middle schools and one new high school. (Source: Richmond City Public Schools Update of Facilities Needs Report, 10/12/15)

For City 2017 Capital Improvement Plan budget, the City of Richmond will expend \$68.7 million dollars out of the \$155.7 million dollars five year CIP on the following projects: GRTC Bus Rapid Transit System, Public Housing transformation, Intermediate Terminal Riverfront Access Improvements, new Highland Grove Community Center, improvements to parks and libraries, replacement of the 800 MHz radio communications system (\$39.4 million), and school maintenance (\$10.7 million). Other CIP projects for fiscal year 2017 include 2nd Street connector, Bicycle facilities, bike lanes, bike parking racks, Route 5 relocations, police equestrian community center, East Riverfront Transportation Improvement Program, Stormwater improvements, combined sewer overflow, sanitary sewer upgrade, and wastewater treatment. (Source: City of Richmond, Amended Biennial Fiscal Plan 2017.)

How were these needs determined?

Public service needs were identified through budget analysis, public forums and hearings with organizations representing local government, housing, finance, and Special Needs interests.

Housing Market Analysis

MA-05 Overview

Housing Market Analysis Overview:

The Market Analysis section provides insight into the health and diversity of the Richmond housing market and the factors that impact housing for low- to moderate-income households. This section provides data and analysis on the number of units, cost and condition of housing, public and assisted housing, homeless and Special Needs facilities, barriers to affordable housing, and non-housing community development assets. The data utilized in this section was sourced from HUD, US Census, the City Assessor's Office, Richmond Redevelopment and Housing Authority, and other City sources. The subsequent analysis of this data provides the framework for developing city policies that address the housing needs of target populations.

MA-10 Number of Housing Units – 91.210(a)&(b)(2)

Introduction

According to the 2008 – 2012 CHAS data, the City of Richmond has 97,929 housing units. Over half (56%) of the units are single family, with 48% of the total units being detached single family structures. Thirty-one (31%) percent of residential properties are multifamily structures, with housing units in structures holding 5 – 19 units being the most common, comprising 19% of the total housing stock.

The City of Richmond has more housing units that are rented (55%) than owned (45%).

Forty-two percent (42%) of housing units have three or more bedrooms, 35% have two bedrooms, 17% have one bedroom, and 2% are efficiencies or studios. Over three-quarters of owned units (77%) have three or more bedrooms, while approximately a fifth (21%) of rented units are that size. The most common size (47%) of rental units is two bedrooms and 21% of owned units are this size. Thirty-two percent (32%) of rental units are either 1-bedroom units or studios, while only 2% of owned units are this size.

All residential properties by number of units

Property Type	Number	%
1-unit detached structure	47,091	48%
1-unit, attached structure	7,690	8%
2-4 units	11,796	12%
5-19 units	18,586	19%
20 or more units	12,042	12%
Mobile Home, boat, RV, van, etc	724	1%
Total	97,929	100%

Table 30 – Residential Properties by Unit Number

Data Source: 2008-2012 ACS

Unit Size by Tenure

	Owners		Renters	
	Number	%	Number	%
No bedroom	13	0%	1,831	4%
1 bedroom	851	2%	13,117	28%
2 bedrooms	7,761	21%	21,477	47%
3 or more bedrooms	28,949	77%	9,616	21%
Total	37,574	100%	46,041	100%

Table 31 – Unit Size by Tenure

Data Source: 2008-2012 ACS

Describe the number and targeting (income level/type of family served) of units assisted with federal, state, and local programs.

The Richmond Redevelopment & Housing Authority (RRHA) provides 4,046 public housing units which are primarily available to low-income households (low-income defined as household earnings less than 80% AMI). Of these public housing units, 549 are targeted toward the elderly. In addition to public housing units, there are 3,363 housing choice vouchers.

In the City of Richmond, Low-Income Housing Tax Credits (LIHTC) funded 6,342 low-income housing units through 2010. From 2011 through 2016, LIHTC funded 1,495 units in the City of Richmond, among which 827 units were new construction, 163 units were rehabilitation, and 505 units were acquisition/rehab.

Provide an assessment of units expected to be lost from the affordable housing inventory for any reason, such as expiration of Section 8 contracts.

Seventeen (17) units are expected to be lost from the affordable housing inventory within the next year.

Does the availability of housing units meet the needs of the population?

According to the 2008 – 2012 CHAS and ACS data, there are 83,775 households and 97,929 housing units in the City of Richmond.

Although there is enough housing units for the population, there is a need for specific types of housing that are not currently available. The housing market analysis in section MA-15 concluded that there is not enough affordable housing for households earning between 0 and 30% AMI. According to the 2008 – 2012 CHAS data, there are 19,550 households earning between 0 – 30% Area Median Income (AMI) and only 4,055 rental units affordable to this income bracket. The Mayor’s Anti- Poverty Commission Report stated that the city has an insufficient amount of good quality affordable housing.

Describe the need for specific types of housing:

There is a strong demand for quality rental housing that is affordable to households earning between 0 and 30% AMI. Additionally, as the population ages, there will be an increased need for handicapped accessible housing.

Discussion

No additional information.

MA-15 Housing Market Analysis: Cost of Housing - 91.210(a)

Introduction

The City of Richmond has experienced a 134% increase in median home value and a 52% increase in median contract rent since 2000, according to the 2008 – 2012 American Community Survey.

The majority of rental units (59.6%) have a contract rent between \$500 – 999. Approximately 24.6% of rental units have a contract rent less than \$500. The rest of the rental units (15.9%) have a contract rent of more than \$1,000. Contract rent does not include utilities or other household costs.

Fair Market Rent ranges from \$797 – 1,306 (efficiency to 3 bedroom), low HOME rents range from \$662 – 1,096, and high HOME rents range from \$797 - \$1,399. Low HOME rents are equal to 30% of household income for households earning 50% Area Median Income (AMI). High HOME rents are equal to 30% of household income for households earning 65% AMI or Fair Market Rent, whichever is lower. For an efficiency unit, Fair Market Rent is \$797 and HOME rent ranges from \$662 – 797. For a one bedroom unit, Fair Market Rent is \$838 and HOME rent ranges from \$709- 838. For a two bedroom unit, Fair Market Rent is \$993 and HOME rent ranges from \$851 – 993. For a three bedroom unit, Fair Market Rent is \$1,306 and HOME rent ranges from \$983– 1,272. For a four bedroom unit, HOME rents range from \$1,096 and \$1,399.

Rental units are considered affordable if gross rent including utilities does not exceed 30% of household income. According to the 2008– 2012 Comprehensive Housing Affordability Strategy (CHAS) data, there are 4,055 rental units affordable to households earning 30% AMI, 11,180 are affordable to households earning 50% AMI, and 27,065 units are affordable to households earning 80% AMI.

Owned housing units are considered affordable if monthly housing costs, including principal and interest, taxes, and insurance, are no more than 30% of the household's income. According to the 2008 – 2012 Comprehensive Housing Affordability Strategy (CHAS) data, 1,215 are owned housing units affordable to households earning 50% AMI, 2,825 are affordable to households earning 80% AMI, and 3,825 units are affordable to households earning 100% AMI.

Cost of Housing

	Base Year: 2000	Most Recent Year: 2012	% Change
Median Home Value	87,400	204,500	134%
Median Contract Rent	452	688	52%

Table 32 – Cost of Housing

Data Source: 2000 Census (Base Year), 2008-2012 ACS (Most Recent Year)

Rent Paid	Number	%
Less than \$500	11,306	24.6%
\$500-999	27,428	59.6%
\$1,000-1,499	5,695	12.4%
\$1,500-1,999	1,115	2.4%
\$2,000 or more	497	1.1%
Total	46,041	100.0%

Table 33 - Rent Paid

Data Source: 2008-2012 ACS

Housing Affordability

% Units affordable to Households earning	Renter	Owner
30% HAMFI	4,055	No Data
50% HAMFI	11,180	1,215
80% HAMFI	27,065	2,825
100% HAMFI	No Data	3,825
Total	42,300	7,865

Table 34 – Housing Affordability

Data Source: 2008-2012 CHAS

Monthly Rent

Monthly Rent (\$)	Efficiency (no bedroom)	1 Bedroom	2 Bedroom	3 Bedroom	4 Bedroom
Fair Market Rent	797	838	993	1,306	0
High HOME Rent	797	838	993	1,272	1,399
Low HOME Rent	662	709	851	983	1,096

Table 35 – Monthly Rent

Data Source: HUD FMR and HOME Rents

Is there sufficient housing for households at all income levels?

Comparing the number of households by income bracket to the number of housing units, both rental and owned, that are affordable to each income bracket will determine whether there is sufficient housing for households at all income levels. The 2008 – 2012 CHAS data is the data source for household income and housing affordability. The household income data cites 55,235 households earning at or below Area Median Income in the City of Richmond, while the housing affordability data cites 42,300 rental units and 7,865 housing units affordable to households earning at or below Area Median Income for a total of 50,165 housing units. Since this dataset contains 5,070 fewer housing units than the household income dataset, percentages will be used to determine if there is sufficient housing for households at all income levels.

The 2008 – 2012 CHAS data used in sections NA-10, NA-15, and NA-20 of this Consolidated Plan contains 55,235 households in the City of Richmond for household income at or below Area Median Income. Of these households, 19,550 households (35%) earn between 0 and 30% AMI, 11,910 households (22%) earn between 30.1% and 50% AMI, 15,295 households (28%) earn between 50.1% and 80% AMI, and 8,480 households (15%) earn between 80.1% and 100% AMI.

Of the households earning AMI or less, 35% earn between 0 – 30% AMI. Less than 10% of rental housing units are affordable to households earning 30% AMI.

Of the households earning AMI or less, 22% earn between 30.1 – 50% AMI. Twenty-six percent (26%) of rental units and 15% of

owned units are affordable to this income bracket. There is sufficient percentage of rental units affordable to this particular income bracket; however, there is an inadequate number of owner occupied units.

Twenty-eight percent (28%) of households earning AMI or less earn between 50.1 – 80% AMI. Sixty percent (60%) of all housing units are affordable to this income bracket, with 64% of rental units and 36% of owner units being affordable. Comparing the housing stock affordable to households earning between 50%-80% AMI, there is sufficient amount of housing stock for this income group.

Of the households earning AMI or less, fifteen percent (15%) earn between 80.1 – 100% AMI. Forty-nine percent (49%) of owner units are affordable to this income bracket.

In a basic comparison between household income and affordability of housing units, both sampled in the 2008 – 2012 CHAS data, there is sufficient housing stock for all income levels except for households earning below 30% AMI. With the dataset samples, there are 19,550 households earning between 0 – 30% AMI and only 4,055 rental units affordable to this income bracket. No data was available for the number of owned units affordable to this income bracket.

How is affordability of housing likely to change considering changes to home values and/or rents?

With housing costs increasing faster than income, the availability of affordable housing is decreasing. From 2000 to 2012, median income in the City of Richmond increased 26% while median home value increased 134% and median contract rent increased 52%.

How do HOME rents / Fair Market Rent compare to Area Median Rent? How might this impact your strategy to produce or preserve affordable housing?

According to the 2008 – 2012 American Community Survey, median contract rent is \$688. Low HOME rents range from \$662 -1,399 and Fair Market Rents range from \$797 – 1,306 depending on unit size. Although median contract rent is below the Fair Market Rents, HOME rents and Fair Market Rents are gross rents, which include utilities. Utilities added into median contract rent may cause many to exceed HOME rents and Fair Market Rents, especially during months that require significant heating or cooling.

Discussion

In March 2013, George Mason University Center for Regional Analysis published the study “Housing Richmond’s Future Workforce.” The study forecasts the future housing demand associated with net new job growth in the Richmond region between 2012 and 2032. Additional units needed by current residents who are underhoused or housing burdened and housing demanded by replacement workers is not included in the forecast.

This job-driven housing demand estimates 4,243 rental units will be needed in the City of Richmond in the next 20 years (2012 – 2032). Based on workers’ incomes at these new jobs, over half (56% or 2,393 units) of demand will be for units rented below \$875 per month. The rest of the rental unit demand is as follows: 34% (1,456 units) with a monthly rent between \$875 – 1,124, 6% (251 units) with a monthly rent between \$1,125 – 1,399, and 3% (or 143 units) with a monthly rent of \$1,400 or more.

The study also shows demand for 3,308 homeownership units in the City of Richmond. The prices range needed to accommodate future workers is as follows: less than 1% (23 units) should be priced below \$87,500, 35% (1,154 units) should be priced between \$87,500 – 174,999, 44% (1,458 units) should be priced between \$175,000 – 258,999, 14% (471 units) should be priced between \$260,000 – 349,000, and 6% (203 units) should be priced at \$350,000 or more.

The housing demand forecasts assume workers filling these news jobs will live in the same jurisdiction as their job location. The Richmond region will need 33,099 rental units to accommodate new workers over the next 20 years. About two-thirds of the region’s future renters will need rents below \$875 per month. The study found that local suburban jurisdictions (all jurisdictions within the Richmond Region that are not the City of Richmond) do not have sufficient undeveloped land designated for townhouse and multifamily development in their land use plans. If the suburban jurisdictions do not zone land properly to support the demand for rental housing, then an increased demand may be placed on the City of Richmond’s rental market.

MA-20 Housing Market Analysis: Condition of Housing – 91.210(a)

Introduction

Deteriorated housing conditions remain a challenge in Richmond. The aging housing stock and increasing poverty levels present added pressures on the housing stock. The City implements several federally-funded and local incentive programs to improve housing conditions, especially among low-income households.

Definitions

The City of Richmond utilizes the following definitions when characterizing housing conditions:

Standard Condition: A dwelling unit which meets or exceeds HUD Section 8 Housing Quality Standards (HQS) and requires only minor maintenance. A ‘standard condition’ unit will have a reliable roof, stable foundation, adequate flooring, walls, and ceilings, undamaged surfaces and woodwork, secure windows and doors, adequate heating, plumbing and electrical systems, and sufficient insulation.

Substandard Condition: A dwelling unit that does not meet HUD Section 8 HQS and which has deficient plumbing, kitchen facilities, sanitary sewer, water service, and/or heating. Overcrowding may also constitute a dwelling being considered substandard.

Substandard but Suitable for Rehabilitation: A dwelling unit that, at a minimum, does not meet HUD HQS but can be brought up to standard condition for less than 50% of the unit’s replacement cost. A typical unit that is substandard but suitable for rehabilitation may have deferred maintenance or may have some structural damage such as a leaking roof, deteriorated interior surfaces, and inadequate insulation. In most cases, a substandard dwelling that is suitable for rehabilitation has in place basic working infrastructure (water and sewer) that allows for the unit to meet the definition of ‘standard condition’ after rehabilitation.

Condition of Units

Condition of Units	Owner-Occupied		Renter-Occupied	
	Number	%	Number	%
With one selected Condition	13,125	35%	24,192	53%
With two selected Conditions	260	1%	1,477	3%
With three selected Conditions	0	0%	174	0%
With four selected Conditions	0	0%	0	0%
No selected Conditions	24,189	64%	20,198	44%
Total	37,574	100%	46,041	100%

Table 36 - Condition of Units

Data Source: 2008-2012 ACS

Year Unit Built

Year Unit Built	Owner-Occupied		Renter-Occupied	
	Number	%	Number	%
2000 or later	2,475	0%	2,946	6%
1980-1999	3,218	9%	5,759	13%
1950-1979	13,435	36%	20,363	44%
Before 1950	18,446	49%	16,973	37%
Total	37,574	94%	46,041	100%

Table 37 – Year Unit Built

Data Source: 2008-2012 CHAS

Risk of Lead-Based Paint Hazard

Risk of Lead-Based Paint Hazard	Owner-Occupied		Renter-Occupied	
	Number	%	Number	%
Total Number of Units Built Before 1980	31,881	85%	37,336	81%
Housing Units build before 1980 with children present	650	2%	1,945	4%

Table 38 – Risk of Lead-Based Paint

Data Source: 2008-2012 ACS (Total Units) 2008-2012 CHAS (Units with Children present)

Vacant Units

	Total
Vacant Units	1,362

Table 39 - Vacant Units

Need for Owner and Rental Rehabilitation

The large amount of housing units (83%) constructed prior to 1980 creates a demand for housing rehabilitation from both owners and renters. Similarly, Table 36-Condition of Units reveals that 45% of owner and renter units have at least one condition that warrants attention.

The City operates several housing rehabilitation programs aimed at low-income areas and focused on improving the housing conditions of low-income households. The City has enjoyed great success with its Neighborhoods in Bloom (NiB) program funded with CDBG funds which utilized these resources to contract with local housing community development corporations, nonprofits and the Richmond Redevelopment and Housing Authority (RRHA) to achieve the ultimate goal of stabilizing and revitalizing targeted neighborhoods. The Neighborhood Stabilization Program (NSP) funds were used with similar success.

Estimated Number of Housing Units Occupied by Low or Moderate Income Families with LBP Hazards

Lead poisoning affects children the most and can cause life-long health problems, therefore, reducing the lead-based paint hazard is of the utmost importance. According to Table 38 "Risk of Lead-Based Paint Hazard" above, Richmond has 69,217 housing units constructed before 1980 (LBP was outlawed in 1978). Of those properties build before 1978, 54% are rental units and 46% are owner-occupied units. Based on 2008-2012 CHAS data, low-income occupants living in rental units experienced the greatest substandard housing conditions and with the greatest housing cost burden. Based on the 2010 census data, it is estimated that the

City has 16,904 children between zero and six years of age. Of these, the City estimates that 11,410 children six years and younger live in housing built prior to 1978.

Discussion

The City of Richmond utilizes HUD Section 8 Housing Quality Standards to determine housing conditions. With approximately 83% of all housing units in the city being built before 1980, the City faces an aging housing stock and the reality of lead-based paint hazards. By utilizing federal funds and local incentives, the City has been able to address deficient housing conditions through the Neighborhoods in Bloom program (CDBG and HOME), Neighborhood Stabilization Program (NSP), and HOME. The Richmond City Health Department (RCHD) lead building inspection data shown that in the last two years, childhood lead poisoning occurred in rental units has dropped from 70% to 60% and lead poisoning occurred in owner-occupied properties rose from 28%-40%. Nevertheless, 90% of the family with lead poisoning children have low- or very low-income. RCHD data also indicated that 2 out of 10 vacant properties inspected have exterior lead paint hazards. In the future, Richmond will be concentrating its HUD funding particularly on safe and affordable rental units, on helping occupants of owner-occupied properties to seek assistance with do-it-yourself (DIY) lead hazard abatement, on making sure vacant properties are rendered lead-safe before re-occupancy, and on the housing associated with key commercial/retail corridors.

MA-25 Public and Assisted Housing – 91.210(b)

Introduction

The RRHA has identified the existing needs of public housing recipients and those who have applied for assistance, as well as the long term strategy for updating the existing housing stock. The long term goal for the City and RRHA is the deconcentration of poverty and provision of affordable and safe public housing as a part of mixed-income and mixed-use neighborhoods.

Totals Number of Units

	Program Type								
	Certificate	Mod-Rehab	Public Housing	Vouchers					
				Total	Project -based	Tenant -based	Special Purpose Voucher		
							Veterans Affairs Supportive Housing	Family Unification Program	Disabled *
# of units vouchers available	0	23	4,046	3,363	60	3,360	90	0	0
# of accessible units									

*includes Non-Elderly Disabled, Mainstream One-Year, Mainstream Five-year, and Nursing Home Transition

Table 40 – Total Number of Units by Program Type

Data Source: PIC (PIH Information Center)

Describe the supply of public housing developments:

Describe the number and physical condition of public housing units in the jurisdiction, including those that are participating in an approved Public Housing Agency Plan:

There are 4,046 public housing units and 3,363 housing vouchers in the City of Richmond. HUD’s Real Estate Assessment Center (REAC) conducts physical inspections of twelve of the City of Richmond’s public housing complexes. Inspection scores range from 0 to 100. The physical inspection scoring is deficiency based; all properties start with 100 points. Each deficiency observed reduces the score by an amount dependent on the importance and severity of the deficiency.

The City of Richmond public housing complexes received inspection scores between 47 and 98 over the course of a series of inspections in 2009 and 2015. Eight public housing complexes scored 80 or above, two scored between 70 and 79, one scored between 60 and 69. Only four public housing complexes are required to be inspected in 2016.

According to a separate physical conditions assessment performed for RRHA by EMG on September 28, 2010, Creighton Court was determined to be in severe physical distress. This determination identifies the need for substantial reconstruction or redevelopment.

Public Housing Condition

Public Housing Development	Average Inspection Score
BLACKWELL AND RANDOLPH, 1722 Stockton St	91
CREIGHTON CT, 2001 N 29th St	85
FAIRFIELD CT, 2121 N 21st St	70
FAY, 1202 N 1st St	80
GILPIN COURT, 1000 St Paul St	72
HILLSIDE CT, 108 W 24th St	86
MOSBY CT, 1909 Accommodation St	61
NHI (8 AMP), 2802A Bainbridge St	81
STONEWALL, 700 S Lombardy St	92
TOWNES AT RIVER SOUTH, 301 E 11th St	80
WHITCOMB CT, 2544 Whitcomb St	85

Table 41 - Public Housing Condition

Describe the restoration and revitalization needs of public housing units in the jurisdiction:

Public housing units in Creighton Court and North Jackson Ward (including Gilpin/Fay) have serious issues related to overall neighborhood stability and quality and will be addressed through a multi-phased redevelopment plan that includes relocation and demolition of necessary public housing units and redevelopment of surrounding area into a mixed-use/mixed-income neighborhood. Creighton Court and North Jackson Ward have both been identified for redevelopment by the City and the RRHA. Whitcomb Court, Fairfield Court, and Mosby Court also have similar structural and environmental challenges that need to be addressed.

Describe the public housing agency's strategy for improving the living environment of low- and moderate-income families residing in public housing:

In 2015, RRHA developed a strategic plan to become a “catalyst for quality affordable housing and community revitalization.” (RRHA Strategic Plan: 2015-2020). This strategy stated below:

“RRHA’s goal is to transform its entire public housing portfolio into mixed-income communities over the next 30-40 years, in an effort to reposition the agencies public housing assets into better performing developments that are competitive in the marketplace as well as improve their physical and social conditions...

RRHA envisions a range of options that will be employed to achieve its goal to transform its portfolio which may include but not be limited to: modernization of existing public housing

units; demolition of selected units and construction of new units; introduction of market rate and for-sale units; acquisition and development of new units in, around and outside of RRHA properties; and wholesale redevelopment of its public housing communities.

RRHA anticipates applying for additional HOPE VI, Rental Assistance Demonstration (RAD) program and/or Choice Neighborhood grants when the Notice of Funds Available is published. RAD is a powerful tool by which RRHA can preserve and improve public housing properties and address a backlog of several million dollars of deferred maintenance. RRHA also plans to submit applications for Choice Neighborhoods Implementation Grants, for the Creighton Development in the coming year(s). In an effort to expedite the closure of its 10 plus year old HOPE VI Grant, RRHA has requested another amendment to the Revitalization Plan and made associated budget revisions as required.

RRHA plans to submit a mixed-finance application/proposal to HUD and will pursue the construction of new public housing units using accumulated first and second increment Replacement Housing Factor (RHF) funds leveraged with public and private sources. Second increment RHF grant funds and construction loan proceeds are being used in the Dove Street Redevelopment Project to construct public housing and/or non-public housing units.

Any balance of remaining Second Increment RHF funds received to date, along with future RHF grant funding, will be accumulated and used for the potential redevelopment of RRHA's other public housing communities and/or for other projects under the mixed finance development approach. Additional acquisitions of vacant land or other existing rental properties, adjacent to current public housing sites may also be initiated, subject to submission and approval by HUD for the appropriate development proposals.

Other mixed-finance transactions (via acquisition or new construction or both) may be proposed later in the Plan year commensurate with the RRHA Strategic Business Plan. Financing may include use of regular Capital Funds and/or HUD's Capital Fund Financing Program (CFFP). CFFP involves borrowing against future flow of annual Capital Funds or utilizing the RAD program to redevelop existing RRHA public housing units.

RRHA plans to pursue public housing development activities and will utilize the Richmond Development Corporation (RDC) and/or other subsidiary entities for development, financing, and the formation of a variety of ownership structures as well as utilize the RDC for the operation of public and non-public housing programs. The Authority intends to use Capital Funds and other public and private funds to redevelop Gilpin Court, Creighton, Whitcomb, Dove Street and Frederic Fay Towers as well as other family and elderly developments. RRHA

also intends to use Capital Funds and other funds to acquire and redevelop properties in and around its public housing communities.”

During the coming year, RRHA will dispose of the scattered site housing program units to local nonprofits and for profit developers. The units will be redeveloped and sold to LMI families.

Currently, RRHA is using RAD, CDBG, and 108 funding for the redevelopment of Brookland Park Plaza into 77 units of senior housing. Additionally, RRHA is using RAD and CDBG funding to convert the former Baker School in North Jackson Ward into 53 senior housing units.

Discussion:

No additional information.

MA-30 Homeless Facilities and Services – 91.210(c)

Introduction

The information below was provided by staff at Homeward, and the source of the data was the Greater Richmond CoC (VA-500) 2015 HIC.

Facilities and Housing Targeted to Homeless Households

	Emergency Shelter Beds		Transitional Housing Beds	Permanent Supportive Housing Beds	
	Year Round Beds (Current & New)	Voucher / Seasonal / Overflow Beds	Current & New	Current & New	Under Development
Households with Adult(s) and Child(ren)	106	0	94	310	0
Households with Only Adults	222	108	248	324	0
Chronically Homeless Households	0	0	0	198	0
Veterans	0	0	26	224	0
Unaccompanied Youth	0	0	0	0	0

Table 42 - Facilities and Housing Targeted to Homeless Households

Data Source Comments:

Describe mainstream services, such as health, mental health, and employment services to the extent those services are used to complement services targeted to homeless persons

All clients that complete an intake and assessment for shelter are asked about use of mainstream resources like TANF, SNAP, WIC, SSI and SSDI. Clients are also asked about employment income. The Richmond Intake, which is used by the Homeless Point of Entry program at Commonwealth Catholic Charities, informs clients about mental health and substance abuse services and the staff makes referrals for those who are unsheltered and are waiting for shelter. For clients who are sheltered, all clients are assessed at intake for the use of mainstream services and case managers develop service plans with clients to obtain the services identified.

List and describe services and facilities that meet the needs of homeless persons, particularly chronically homeless individuals and families, families with children, veterans and their families, and unaccompanied youth. If the services and facilities are listed on screen SP-40 Institutional Delivery Structure or screen MA-35 Special Needs Facilities and Services, describe how these facilities and services specifically address the needs of these populations.

Outreach, Intake, Referral, and Information

Commonwealth Catholic Charities Homeless Point of Entry
211 Virginia
YWCA Domestic Violence Hotline
City of Richmond Department of Social Services (RDSS)
Daily Planet
Operation HOPE - Richmond Police Department
McGuire Veteran's Hospital
Richmond Behavioral Health Authority (RBHA) Street Outreach

Homelessness Prevention

Virginia Supportive Housing (Veterans - SSVF)
Commonwealth Catholic Charities
City of Richmond Department of Social Services
ACTS (Area Congregations Together in Service)
CAPUP (Capital Area Partnership Uplifting People)
Senior Connections

Rapid Re-housing

Commonwealth Catholic Charities
Hanover Safe Place
HomeAgain

Housing Families First
St. Joseph's Villa
YWCA Domestic Violence Program
Virginia Supportive Housing (Veterans - SSVF)

Emergency Shelter

CARITAS
City of Richmond Overflow Shelter
Daily Planet Medical Respite
HomeAgain
The Healing Place
Salvation Army
YWCA Domestic Violence Program

Permanent Supportive Housing

Virginia Supportive Housing

MA-35 Special Needs Facilities and Services – 91.210(d)

Introduction

No additional information

HOPWA Assistance Baseline Table

Type of HOWA Assistance	Number of Units Designated or Available for People with HIV/AIDS and their families
TBRA	38
PH in facilities	10
STRMU	58
ST or TH facilities	0
PH placement	3

Table 43– HOPWA Assistance Baseline

Data Source: HOPWA CAPER and HOPWA Beneficiary Verification Worksheet

Including the elderly, frail elderly, persons with disabilities (mental, physical, developmental), persons with alcohol or other drug addictions, persons with HIV/AIDS and their families, public housing residents and any other categories the jurisdiction may specify, and describe their supportive housing needs

There are fewer than 1,000 permanent supportive housing units in the Richmond area. This shortage affects many special needs households who are paying a very high percentage of their income for rent.

Describe programs for ensuring that persons returning from mental and physical health institutions receive appropriate supportive housing

A Place to Start (APTS) is a regional program that serves individuals experiencing chronic homelessness and serious mental illness. APTS immediately houses these individuals. Housing provides the initial stability that then allows the individuals to meaningfully engage in services.

Virginia Supportive Housing (VSH) provides the housing services for this program and employs the Intensive Community Treatment (ICT) team that is comprised of an administrative assistant, a licensed clinician(s), case manager(s), a nurse, a peer counselor and a part-time psychiatrist.

Specify the activities that the jurisdiction plans to undertake during the next year to address the housing and supportive services needs identified in accordance with 91.215(e) with respect to persons who are not homeless but have other special needs. Link to one-year goals. 91.315(e)

The City of Richmond funds many of the supportive services organizations through its general fund budget to address the City's Special Needs community.

For entitlement/consortia grantees: Specify the activities that the jurisdiction plans to undertake during the next year to address the housing and supportive services needs identified in accordance with 91.215(e) with respect to persons who are not homeless but have other special needs. Link to one-year goals. (91.220(2))

The City of Richmond along with its partners will provide case management, housing services to HOPWA-eligible clients based on funding availability.

MA-40 Barriers to Affordable Housing – 91.210(e)

Negative Effects of Public Policies on Affordable Housing and Residential Investment

Market conditions create a barrier for affordable housing in Richmond where there is a high demand for City's stock of architecturally interesting and historic residential dwelling units and other types of buildings for conversion to residential units as close-in and downtown living have become more popular in Richmond over the past two decades. Richmond has experienced a boom in the development and redevelopment of housing units as younger people move to the city, including college students, and as empty-nesters discover the joys of urban living. Richmond's recent growth in its creative and entrepreneurial economy and the volatility of fuel costs for daily commute have continued to spur this demographic and market shift, even during the most recent down cycle of the economy. This trend has taken many housing units out of the pool of affordable housing and put them into the market-driven pool of units as well as driving up the cost of unimproved housing units in the more popular neighborhoods.

There are two financial barriers to affordable housing in Richmond. One is the budgetary constraint that limits the number of Housing Choice Vouchers available in Richmond to 3,363 vouchers. There are 9,026 households on the waiting list for a Housing Choice Voucher as well as 3,366 households on the waiting list for a public housing unit. The other financial barrier is the continued tight financing conditions that are the lasting impact of the nation's most recent economic decline and housing crash. While the housing market is bouncing back and the development of rental housing has led the way, developers continue to have difficulties obtaining financing for housing to be rented at below market rates. Additionally, individuals and households seeking to become homeowners, particularly first-time homeowners and those with a foreclosure or periods of bad credit in their background, continue to have a difficult time obtaining financing and where it is available, up to 20% down payments are required, an insurmountable barrier for new households and households of modest means.

A public policy barrier to affordable housing is the limitations placed on the Greater Richmond Transit Authority (GRTC). GRTC buses have very limited routes into the surrounding localities where many of the jobs have shifted over the last several decades. Because of this, very low-, low-, and moderate-income individuals and households tend to live where there is access to GRTC bus routes for commutes to the employment centers available in the heart of Richmond and on its fringes, therefore concentrating them into the City's public housing units and more modest neighborhoods. The most blighted neighborhoods in Richmond are those where this concentration of very low-, low-, and

moderate-income households live, many of which are adjacent to the City's public housing complexes. The severe blight of properties in these neighborhoods has led to the disuse and abandonment of buildings at high rates, further diminishing the pool of affordable housing units and driving up the costs of the remaining units. This concentration of poverty and the lack of a truly regional public transportation network were key findings in the Mayor's Anti-Poverty Commission report.

An additional barrier to affordable housing related to the condition of buildings, is the fact that many of the most affordable units are also those in the worst condition. Landlords have failed to maintain units to a safe, decent, and sanitary condition and if confronted to make improvements through Code Enforcement efforts, either take units off the market or raise the rents to unaffordable levels to cover the cost of improvements.

MA-45 Non-Housing Community Development Assets – 91.215 (f)

Introduction

The following section details the existing status and needs of the Richmond workforce and area employers. The City of Richmond has made great strides in improving workforce development services over the years and relies on numerous local, state, and federal partners to implement the various programs. Many large employers in the Richmond region are working closely with these agencies, departments, and learning institutions to identify and train employees for the skilled positions required by these employers.

Economic Development Market Analysis

Business Activity

Business by Sector	Number of Workers	Number of Jobs	Share of Workers %	Share of Jobs %	Jobs less workers %
Agriculture, Mining, Oil & Gas Extraction	98	10	0	0	0
Arts, Entertainment, Accommodations	8,937	10,970	15	12	-3
Construction	2,881	5,277	5	6	1
Education and Health Care Services	12,487	17,476	20	19	-1
Finance, Insurance, and Real Estate	5,800	9,402	9	10	1
Information	1,569	2,160	3	2	-1
Manufacturing	3,318	4,920	5	5	0
Other Services	3,210	5,364	5	6	1
Professional, Scientific, Management Services	8,932	19,943	15	22	7
Public Administration	0	0	0	0	0
Retail Trade	9,340	9,282	15	10	-5
Transportation and Warehousing	1,888	3,030	3	3	0
Wholesale Trade	2,769	4,466	5	5	0
Total	61,229	92,300	--	--	--

Table 44 - Business Activity

Data 2008-2012 ACS (Workers), 2011 Longitudinal Employer-Household Dynamics (Jobs)
Source:

Labor Force

Total Population in the Civilian Labor Force	108,753
Civilian Employed Population 16 years and over	96,802
Unemployment Rate	10.99
Unemployment Rate for Ages 16-24	36.38
Unemployment Rate for Ages 25-65	6.51

Table 45 - Labor Force

Data Source: 2008-2012 ACS

Occupations by Sector	Number of People
Management, business and financial	22,924
Farming, fisheries and forestry occupations	4,441
Service	12,471
Sales and office	23,624
Construction, extraction, maintenance and repair	6,756
Production, transportation and material moving	4,368

Table 46 – Occupations by Sector

Data Source: 2008-2012 ACS

Travel Time

Travel Time	Number	Percentage
< 30 Minutes	70,782	78%
30-59 Minutes	15,890	17%
60 or More Minutes	4,350	5%
Total	91,022	100%

Table 47 - Travel Time

Data Source: 2008-2012 ACS

Education:

Educational Attainment by Employment Status (Population 16 and Older)

Educational Attainment	In Labor Force		Not in Labor Force
	Civilian Employed	Unemployed	
Less than high school graduate	9,789	1,789	6,659
High school graduate (includes equivalency)	14,973	2,230	7,232
Some college or Associate's degree	19,680	1,550	5,076
Bachelor's degree or higher	30,648	1,339	4,698

Table 48 - Educational Attainment by Employment Status

Data Source: 2008-2012 ACS

Educational Attainment by Age

	Age				
	18–24 yrs	25–34 yrs	35–44 yrs	45–65 yrs	65+ yrs
Less than 9th grade	955	1,809	1,524	2,939	2,938
9th to 12th grade, no diploma	3,600	3,568	2,450	6,000	3,871
High school graduate, GED, or alternative	8,073	6,438	5,816	12,235	6,372
Some college, no degree	16,992	6,631	4,901	9,215	3,247
Associate's degree	966	1,733	1,327	2,695	655
Bachelor's degree	4,240	9,486	4,733	8,482	3,142
Graduate or professional degree	305	4,689	3,571	5,843	2,466

Table 49 - Educational Attainment by Age

Data Source: 2008-2012 ACS

Educational Attainment – Median Earnings in the Past 12 Months

Educational Attainment	Median Earnings in the Past 12 Months
Less than high school graduate	16,098
High school graduate (includes equivalency)	24,111
Some college or Associate's degree	28,264
Bachelor's degree	44,668
Graduate or professional degree	55,186

Table 50 – Median Earnings in the Past 12 Months

Data Source: 2008-2012 ACS

Based on the Business Activity table above, what are the major employment sectors within your jurisdiction?

As indicated in the Business Activity Table above, the City of Richmond's workforce has a varied composition with the highest employment in the Education and Health Care Services sector with 12,487 workers. The next highest employment categories include Professional, Scientific, and Management Services (8,932 workers); Arts, Entertainment and Accommodations (8,937 workers); Retail Trade (9,340 workers); and Finance, Insurance and Real Estate (5,800 workers) completing the top five employment sectors. The presence of Virginia Commonwealth University and VCU Health System explains the large numbers in these employment sectors.

Describe the workforce and infrastructure needs of the business community:

The Richmond area business community requires a large skilled and educated workforce. With the city's largest employment sectors being education, health care services, and professional, scientific, and management services, the workforce sector must provide employees with the necessary levels of education and skill development.

Infrastructure needs of the business community include a strong and reliable regional public transit system and efficient thoroughfares connecting the city with the surrounding counties. Other modes of transportation are also important including rail service (freight and passenger), interstate access, port facilities, and air.

Describe any major changes that may have an economic impact, such as planned local or regional public or private sector investments or initiatives that have affected or may affect job and business growth opportunities during the planning period. Describe any needs for workforce development, business support or infrastructure these changes may create.

According to the Virginia Employment Commission, the unemployment rate in the Richmond MSA was 4.1% in 2015, lower than the national unemployment rate of 4.8% at the time, but slightly higher than the rate for Virginia (3.9%). The Mayor and City Council remain focused on job creation and efforts to bring more employment to the city. The planned expansion of the Biotechnology Park, the expansion of the Port of Richmond, and the new growth industry of microbreweries are examples of the City efforts to bring new business to the area.

Workforce development is handled by numerous agencies in the Richmond region (as described below) and there are no clear indications of lapses in service at this time. Recently, the Commonwealth of Virginia has begun coordinating all workforce development series through the Virginia Community College system with much success. The Mayor's Anti-Poverty

Commission Report indicated that workforce development should be a top priority for the City.

The Greater Richmond Transit Authority (GRTC) is the region's public transportation authority. GRTC operates a fleet of 186 buses on 40 routes but it does not serve every major employer, especially in the surrounding counties. GRTC is working with the Virginia Department of Rail and Public Transportation to implement Bus Rapid Transit (BRT) along Broad Street, a major thoroughfare, in downtown Richmond. The enhanced bus service will bring employees into the City at an efficient and rapid pace.

How do the skills and education of the current workforce correspond to employment opportunities in the jurisdiction?

The presence of Virginia Commonwealth University, Virginia Union University, the University of Richmond, J. Sargeant Reynolds Community College, Community College Workforce Alliance and Richmond Public School/Richmond Technical Center along with several for-profit institutions of higher learning, provides a significant amount of persons with college instruction, adult education and certifications, and/or a college degrees. The largest employment sectors in Richmond typically require education beyond a high school diploma, therefore being served well by the institutions of higher learning in the area.

Approximately one-third of all Richmond residents age 25 and older have at least a bachelor's degree. This number is higher than the national percentage, on par with the regional percentage, and slightly below the state percentage. Eighteen percent (18%) of residents age 18 or older are without a high school diploma or equivalent, greater than the MSA, the state, or the nation. This data indicates a need for greater concentration on educational attainment. As a result, the City has a large swath of the population unable to obtain gainful employment due to the lack of a high school diploma.

Describe any current workforce training initiatives, including those supported by Workforce Investment Boards, community colleges and other organizations. Describe how these efforts will support the jurisdiction's Consolidated Plan.

All of the efforts described above support the Consolidated Plan by improving the skills of the regional workforce and supporting the local businesses and industries that rely on properly trained employees.

Virginia's community colleges promote workforce training through its Workforce Development Services (WDS) program. In 2015, 246,739 people benefited from workforce

programs across the state. The WDS offers development courses, training and programs to assist students with greater access to career options, customized training, and portable skills and credentials.

The Virginia Career Pathways Initiative, sponsored by Governor McDonnell, establishes a workforce development training framework across Virginia and supports local workforce development efforts.

The Virginia Workforce Network (VWN) utilizes its network of employers, career development professionals, and educational institutions to connect individuals with opportunities for career advancement. The VWN offers support, training, and education to these individuals and facilitates the pairing of employees with employers.

The Capital Region Workforce Partnership has initiated 'Resource,' which is a local, federally funded Workforce Investment Board (WIB). Resource promotes private sector employment and services to prepare prospective employees for employment with area businesses and industry. Resource members also represent community based organizations, economic development partnerships, educational institutions, and organized labor groups.

The City's Richmond Workforce Pipeline assists business with identifying, recruiting and training potential employees. Since the inception of the program, over 100 businesses have utilized its services. The Economic Development Authority (EDA) of the City of Richmond operates the RVA Works business incubator in a central downtown location. It offers below market rental space and support services for new businesses and because it is located in a state-designated Enterprise Zone, businesses started there are eligible for local and state business start-up resources.

The Workforce Investment Board in cooperation with the City recently moved the Richmond's Resource Workforce Center downtown. Now both the RVA Works business incubator and workforce development efforts are concentrated in the heart of downtown Richmond near public transportation and the City's downtown employers. The Workforce Center offers career counseling and resume reviews; mock interviews; workshops; intensive skill training; and a resource room to access the internet, job searches, printers, and faxes for job applications and resumes.

Other programs are made available by:

- United States Department of Labor

- Virginia Employment Commission
- Virginia Department of Business Assistance
- Virginia Department of Housing and Community Development
- Virginia’s Electronic Labor Market Access
- Virginia Department of Labor and Industry
- Virginia Council on Human Rights
- Virginia Department of Minority Business Enterprise
- Reemploy Virginia – Richmond
- Greater Richmond Partnership
- Greater Richmond Chamber
- Greater Richmond Small Business Development Center
- Virginia’s CTE Resource Center
- Adult and Continuing Education
- Adult Career Development Center
- Capital Area Training Consortium
- Richmond Technical Center

All of the efforts described above support the Consolidated Plan by improving the skills of the regional workforce and supporting the local businesses and industries that rely on properly trained employees.

Does your jurisdiction participate in a Comprehensive Economic Development Strategy (CEDS)?

Yes

If so, what economic development initiatives are you undertaking that may be coordinated with the Consolidated Plan? If not, describe other local/regional plans or initiatives that impact economic growth.

The City of Richmond adopted a Comprehensive Economic Development Strategy (CEDS). In addition, the Richmond Regional Planning District Commission adopted a regional CEDS which incorporates the City of Richmond.

Major economic development strategies, both short and long-term, identified in the City’s CEDS will spur economic growth and promote the goals of the Consolidated Plan. They include the following:

- Continued expansion of the Virginia Biotechnology Research Park.
- Strengthen participation in Business First Richmond, a regional business development effort.
- Engage in additional activities to support existing businesses in Richmond.
- Continually improve the City's building review and permitting process.
- Develop a rapid-response intervention strategy to deal with potential layoffs and/or plant closures.
- Pursue new investment from companies in the Richmond region and in Northern Virginia seeking to consolidate facilities.
- Interact and network with regional commercial real estate and site selection community.
- Ensure that the Greater Richmond Partnership is aggressively marketing and promoting existing sites in Richmond as part of its business recruitment efforts.
- Continue diversifying the city's economic base by pursuing a target industry strategy emphasizing knowledge-based industries.
- Support the development of the Virginia Life Sciences and Commercialization Center (VLSCC).
- Redevelop the Armstrong High School site into mixed-income housing development.
- Commit to a long-term (20-year) strategy for redeveloping an area within the city for light industrial, commercial and information technology, and R&D activities.
- Establish a Technology Zone that is linked to the Richmond Redevelopment Initiative.
- Consider the use of other incentive tools such as Tax Increment Finance (TIF) districts, development fee rebates, and energy efficiency retrofit grants.
- Promote entrepreneurship and small business development.
- Bring the business, workforce training, and education communities closer together.
- Initiate a regional advertising and marketing program that targets the Greater Richmond Area and Northern Virginia.
- Redevelopment of the Port of Richmond to expand business and industrial opportunities.

Discussion

No additional information.

MA-50 Needs and Market Analysis Discussion

Are there areas where households with multiple housing problems are concentrated? (include a definition of "concentration")

According to CHAS 2008 – 2012 and 2008-2012 ACS data, in the City of Richmond, the average rate of severely cost burdened households is 21%, substandard housing is 1.3%, overcrowding is 1.9%, and vacancy is 17%. Areas where households with multiple problems are concentrated were identified by Planning Districts that contained a higher than average rate of households experiencing multiple housing problems, including vacancy rate.

The Old South Planning District has the rate of substandard housing at 1.21%, the rate of severely cost burdened households with severe cost burden at 23.99%, and a vacancy rate above the citywide average at 18.57%. Overcrowding is also above the citywide average at 3.54%. Particularly, Census Tract 607 has the rate of severely cost burdened households in the City at 44.44%. Vacancy in Census Tract 607 is 19.42%. Census Tract 602 has the rate of severely cost burdened households in the City at 21.05%. Vacancy in Census Tract 602 is 26.36%.

The Broad Rock Planning District has the rate of substandard housing at 1.68%, the rate of severely cost burdened households with severe cost burden at 24.60%, the overcrowded households at 3.70%, the vacancy rate at 11.13%. Particularly, Census Tract 608 has a high rate of severe cost burden at 33.33%, overcrowding at 5.81%, and vacancy at 17.82%.

The Midlothian Planning District has the highest rate of substandard housing at 3.43% and the highest rate of overcrowding at 5.94%. The district has a slightly below average rate of severely cost burdened households at 19.33%. Census Tract 706.01 has the highest rate in the City of overcrowding at 21.34%, and above average rates of severely cost burdened households at 21.50%, substandard housing at 5.7%, and vacancy at 18.04%. Census Tract 710.01 has a high rate of substandard housing at 8.68%, and 20.71% of households are severely cost burdened.

The East Planning District has an above average rate of overcrowding at 2.54%, severely cost burdened households at 23.36%, and vacancy at 19.28%. Census Tract 209 has the highest rate of vacancy at 35.75%, and a close-to-average rate of severe cost burden at 21.05%. Census 204 has the highest rate of substandard housing at 9.03% and a close-to-average rate of severe cost burden at 21.66% and a vacant rate at 16.42%.

The North Planning District has an above average rate of overcrowding at 1.90%, substandard housing at 1.93%, and vacancy at 18.97%. The district has an above-average rate of severely

cost burdened households at 23.03%.

The Downtown Planning District has the highest rate of severely cost burdened households at 30.84%. Additionally, Downtown has a higher than citywide average rate of vacancy at 23.10% and substandard housing at 3.08%. Over half of the downtown population is undergraduate or graduate students, which may contribute to the high rate of severely cost burdened households and substandard housing. College students may have assistance paying for rent from parents, which does not show in their income, making the households appear severely cost burdened. Substandard housing includes units with inadequate kitchen facilities. In the downtown district, these units may be inhabited by college students with a campus meal plans. However, not all severely cost-burdened households or households living in substandard housing are students and efforts will be directed to the non-student populations that are experiencing housing problems.

Are there any areas in the jurisdiction where racial or ethnic minorities or low-income families are concentrated? (include a definition of "concentration")

The racial makeup of the City of Richmond is 50% African American, 43% White, 3% two or more races, 2% Asian, 1.3% other race, 0.3% American Indian / Alaskan Native, and 0.04% Native Hawaiian / Pacific Islander. Almost 6% of Richmond's population is Hispanic. The median household income in 2012 is \$39,201. Low-income minority concentration was identified by Planning Districts that contained higher than average rate of low-income minority population in the City of Richmond.

The Old South Planning District is 60.48% African American, and the median household income is \$37,028. Census Tract 602 is 86.86% African American and has a median income of \$31,750.

The Broad Rock Planning District is 65.51% African American and 16.90% Hispanic. The median household income is \$38,325. Census Tract 609 is 28.29% Hispanic, and the median income is \$33,841.

The Midlothian Planning District is 16.74% Hispanic and has a median household income of \$36,695. Census Tract 706.01 is 54.8 % Hispanic and has a median income of \$25,913. Census Tract 710.01 is 76.27% African American and has a median household income of \$33,850.

The East Planning District is 72.13% African American and has a median household income of \$33,685. Census Tract 203 is 94.77% African American and has a median household income of \$26,205.

The North Planning District is 72.28% African American and has a median household income of \$37,425. Census Tract 103 is 98.31% African American and has a median household income of \$29,515.

The Downtown Planning District is 24.11% African American and 1.49% Hispanic. The median household income is \$30,797, the lowest of all the Planning Districts.

What are the characteristics of the market in these areas/neighborhoods?

The Old South Planning District has experienced almost twice as many foreclosures (570) as market sales (317) from 2009-2012. However, the median sales price has risen by \$33,375 over this same period and there were 90 new building or heavy remodeling permits. There is a concentration of new rental housing being constructed in the Manchester neighborhood, which sits adjacent to the Blackwell and Swansboro neighborhoods in Census Tract 603. This census tract saw a slightly higher number of foreclosures than market sales from 2009 to 2012.

The Broad Rock Planning District has the highest percentage of foreclosures to market sales (372) in the City. Similarly, the market in Census Tract 608 is weak with three times as many foreclosures as market sales. Though it overlaps with the Midlothian Planning District, Census Tract 706 has a similar rate of foreclosures to market sales as Census Tract 608 and the entire Broad Rock Planning District.

In the past three years (2009 – 2012), the Midlothian Planning District has experienced more foreclosures (270) than market sales (173). Census Tract 710.01 had 62 foreclosures and only 13 sales from 2009 to 2012.

The East Planning District has experienced almost twice as many foreclosures (622) as market sales (346) as from 2009-2012. There were 56 fewer market sales in 2012 than in 2009. Median sales price per transfer has dropped an average of \$28,000 over this period. Despite these negative indicators, this Planning District has had the highest number of residential building permits (190) from 2009-2012 in the City. However, new construction and conversion of rental units are concentrated in the Shockoe Bottom neighborhood and do not pose an immediate impact on the market in the Fulton neighborhood of the Far East End. Census Tracts 210 and 212 had far more foreclosures (73) than market sales (39) from 2009 to 2012. The 25th Street Corridor and surrounding areas have seen a recent jump in new food establishments in the past two years, with three bakeries and two restaurants opening and still in business.

The North Planning District has a depressed housing market with the highest number of total foreclosures in the City from 2009 to 2012. Within the district, however, Census Tract 102 has a much stronger housing market with almost five times as many sales as foreclosures.

In the Downtown Planning District, new rental housing is being created through heavy remodeling of existing buildings. The market here is strong with almost four times as many market sales as foreclosures from 2009 to 2012 in Census Tract 305. The adjacent Near West Planning District also has a strong market with the highest number of market sales from 2009 to 2012 of any Planning District in the City. Census Tract 305 had over three times the number of market sales to foreclosures.

Are there any community assets in these areas/neighborhoods?

The Old South Planning District contains Manchester, an industrial area with vacant industrial buildings that are being converted to housing units. These new housing units are bringing population and businesses to the area, rejuvenating the market for Manchester and the surrounding area. Residents have easy access to jobs with three bridges connecting the Old South Planning District to Downtown. Forest Hill Park and part of James River Park are also community assets in this district. The Manchester neighborhood was ranked the 13th most walkable neighborhood in the City of Richmond by walkscore.com, receiving a score of 71.

The East Planning District has a wealth of community assets. The district contains seven historic districts and the national historic site of St. John's Episcopal Church where Patrick Henry delivered the "Give Me Liberty or Death" speech. Residents in the district have access to a number of parks, including Libby Hill Park and Chimborazo Park, both of which provide an elevated view of Downtown and the James River. A number of neighborhoods in the East Planning District are fairly pedestrian with walk scores of 85 (Shockoe Bottom) and 70 (Union Hill and Church Hill), ranking the neighborhoods as the 9th, 15th, and 16th most walkable neighborhoods in the City of Richmond.

The Downtown Planning District contains more jobs than any other Planning District in the City of Richmond. The Venture Richmond report "Richmond, Virginia: A Downtown Profile" stated that in 2010 there were 63,109 people who worked Downtown (the report's definition of Downtown included parts of the East Planning District and Old South Planning District). The downtown is still gaining working people in recent years. The neighborhoods within Downtown receive walk scores of 95 (Monroe Ward), 94 (City Center), 92 (Jackson Ward), and 87 (Central Office), ranking the neighborhoods the 1st, 2nd, 3rd, and 7th most walkable neighborhoods in the City of Richmond.

Are there other strategic opportunities in any of these areas?

Overall rental vacancy rate in the City is 6% in 2012. Anecdotally, however, it is much lower in high growth areas in the Old South, East, and Downtown Planning District. To ensure rental housing is included for a wide range of incomes, a percentage of units should be priced affordably (30% of income or less) for incomes between 0-80% AMI in these high growth areas.

There are concentrations of Black and Hispanic residents in the Old Broad Rock and Midlothian Planning Districts with few affordable housing resources available. This gap that exists between affordable housing needs and available resources indicates an opportunity to focus affordable housing resources to the Broad Rock and Midlothian Planning Districts.

Strategic Plan

SP-05 Overview

Strategic Plan Overview

Richmond is in the initial stages of shifting its approach to affordable housing from simply improving the housing of the City's extremely low-, very low-, and low-income residents to a more holistic anti-poverty strategy as recommended in the Mayor's Anti-Poverty Commission Report released in January, 2013. That report focused on education and workforce development; job creation; regional transportation; policy and legislative initiatives that broaden access to a living wage and financial assistance programs; and the development of unique, healthy, and inclusive communities. Over the five years included in this Consolidated Plan, the recommendations and strategies of the Anti-Poverty Commission Report will be further developed by the City's elected leaders and staff, particularly the Department of Economic and Community Development, Richmond Public Schools' elected leaders and staff, regional economic development leadership including the Greater Richmond Partnership, and other regional partners.

For the purpose of this Consolidated Plan the major objectives include:

Create Decent, Healthy, and Affordable Housing - This broad goal promotes the rehabilitation and retention of the existing affordable housing stock where possible; increases the availability of permanent housing, including homeownership and rental units, that is affordable to all residents without discrimination on the basis of race, color, religion, sex, national origin, familial status or handicap; increases the supply of healthy rental and owner housing with no lead-based paint hazards; increases the supply of supportive housing which includes structural features and services to enable persons with special needs to live with dignity; and assists the homeless, and persons with HIV/AIDS with special needs to obtain needed services, including appropriate housing as necessary.

Create Suitable Living Environments - The concept of a suitable living environment includes improving safety and livability of neighborhoods; increasing access to quality facilities and services; reducing isolation of income groups within an area through deconcentration of housing opportunities and revitalization of deteriorating neighborhoods; restoring and preserving properties of special value for historic, architectural or aesthetic reasons; and conserving energy resources.

Create Economic Opportunities - This includes job creation and retention; establishment,

stabilization, and expansion of small businesses (including micro-businesses); provision of jobs for low-income persons; making mortgage financing available for low-income persons at reasonable rates; providing access to credit for development activities that promote long-term economic and social viability of the community; and reducing generational poverty in federally assisted and public housing by empowering low-income persons to achieve self-sufficiency.

The focus areas of this 5-year Consolidated Plan, listed in no particular order, are:

1. Increasing the supply of affordable rental housing.
2. Ending homelessness.
3. Reducing poverty and enhancing economic opportunity.
4. Creating sustainable neighborhoods.
5. Addressing housing needs of Special Needs populations.
6. Improving health outcomes in the city.
7. Managing grant funds efficiently and effectively.

Additionally, the City will continue to improve its delivery of Public and Human Services, Public Safety, and Educational Resources while renovating and replacing key Public Facilities; enhancements to the stormwater system through resources provided by the recently created Stormwater Utility; continued improvements to the combined sewer system in the older parts of the City to mitigate combined sewer overflows; continued improvements to neighborhood infrastructure and facilities throughout the City; continued renovation and additions to the network of handicap accessible sidewalks; redevelopment of the waterfront in Fulton Bottom; implementation of a Bike Share program; development of a pedestrian bridge connecting Brown's Island to Manchester; and improvements and/or replacement of regional facilities. The City is implementing the approved plan for a Bus Rapid Transit (BRT) line which connects Rocketts Landing to Willow Lawn by way of Broad Street. It serves 7.6 miles and uses a clean burning fuel bus.

SP-10 Geographic Priorities – 91.215 (a)(1)

Geographic Area

Table 51 - Geographic Priority Areas

1	Area Name:	Broad Street Downtown Corridor
	Area Type:	Local Target area
	Revital Type:	Comprehensive
	Identify the neighborhood boundaries for this target area.	This commercial corridor encompasses the blocks of Broad Street from I-95 west to Belvidere Street and along with Grace Street, contains the heart of Richmond’s downtown shopping district. It is a major east-west corridor in the City and contains portions of Census Tracts 302 and 305.
	Include specific housing and commercial characteristics of this target area.	The east end of this corridor is characterized by large scale and high rise office towers including those of the City of Richmond, the Commonwealth of Virginia, and Virginia Commonwealth University’s Medical College of Virginia campus. The middle of the corridor is characterized by the Richmond Convention Center, the Carpenter Center, two large hotels, and associated parking. The western portion of the corridor is characterized mainly by 3-story commercial buildings with ground floor retail, and in a growing number of cases, rehabilitated housing units on the upper floors. One exception in this western portion is the Art Deco Central National Bank building, Richmond’s first skyscraper, built in 1929. The western portion also comprises the heart of the newly created Arts and Cultural District and is home to many art galleries and restaurants. Even with a new vibrancy in the area, many of the commercial spaces remain vacant or underutilized, particularly in the blocks just east of Foushee Street, the dividing line between West and East Broad Street.
	How did your consultation and citizen participation process help you to identify this neighborhood as a target area?	The Broad Street Downtown Corridor has been a priority target area for the City of Richmond for many years.
	Identify the needs in this target area.	Priority needs for this geographic area include: <ul style="list-style-type: none"> i. Reducing poverty/enhancing economic opportunity. ii. Creating sustainable neighborhoods.

	What are the opportunities for improvement in this target area?	<ul style="list-style-type: none"> i. Rehabilitation and redevelopment of commercial properties to enhance the corridor’s visual appearance and to create new employment opportunities. ii. The development of additional upper floor housing.
	Are there barriers to improvement in this target area?	<ul style="list-style-type: none"> i. Actual and perceived crime. ii. Attraction of retail and commercial development opportunities to the area.
2	Area Name:	Brookland Park Boulevard Corridor
	Area Type:	Local Target area
	Revital Type:	Comprehensive
	Identify the neighborhood boundaries for this target area.	This commercial corridor extends along Brookland Park Boulevard between Chamberlayne Avenue and 4th Avenue and includes the adjoining and nearby residential blocks. It includes portions of Census Tracts 106, 107, and 108. The corridor serves as a boundary for numerous Northside neighborhoods including Highland Park, Highland Park Terrace, Brookland Park, and northern Barton Heights.
	Include specific housing and commercial characteristics of this target area.	The corridor includes mainly neighborhood-oriented retail including a significant number of small, marginal, and/or part-time businesses. This corridor was once one of the Northside’s premier commercial corridors with a neighborhood theater, but due to the current marginal nature of the commercial activity, it has lost its appeal and has an ongoing, actual and perceived crime problem. Adjoining residential property is single-family in nature except where homes have been divided into apartments.
	How did your consultation and citizen participation process help you to identify this neighborhood as a target area?	Brookland Park Boulevard was previously identified as a priority target area in consultation with the business leaders in the community and through the research and development of the Brookland Park Boulevard Revitalization Plan in 2012. The process is still valid for FY 2016-2020.
	Identify the needs in this target area.	<p>Priority needs for this geographic area include:</p> <ul style="list-style-type: none"> i. Increasing the supply of affordable rental housing. ii. Reducing poverty/enhancing economic opportunity. iii. Creating sustainable neighborhoods.

	What are the opportunities for improvement in this target area?	<ul style="list-style-type: none"> i. Rehabilitation and redevelopment of commercial properties to enhance the corridor’s visual appearance and to create new employment opportunities. ii. Rehabilitation and reuse of anchor properties and key community assets. . iii. The rehabilitation of adjacent housing.
	Are there barriers to improvement in this target area?	<ul style="list-style-type: none"> i. Actual and perceived crime. ii. Extent of blight and dilapidation. iii. The small size of many of the retail/commercial buildings. iv. The poor condition and limited amount of parking facilities. v. Food desert. vi. Finding private small business investments to redevelop the retail and commercial properties. vii. City zoning.
3	Area Name:	Carver - Newtowne West Corridor
	Area Type:	Local Target area
	Revital Type:	Comprehensive

<p>Identify the neighborhood boundaries for this target area.</p>	<p>This residential corridor has two parts. The Carver portion of the corridor covers the majority of the Carver neighborhood and is bounded on the east by Munford Street; to the north by West Leigh Street and including two blocks north of West Leigh Street between Kinney Street, an alley to the north, and Lombardy Street to the west; to the west by Bowe Street south of West Leigh Street; to the south by West Marshall Street; and returning to Munford Street.</p> <p>The Newtowne West portion of the corridor is bounded on the east by Mozelle Street south of West Leigh Street and Elizabeth Street north of West Leigh Street; on the north by an alley that runs parallel to Moore Street, one-half block north of Moore Street; on the west by Middlesex Street; on the south by West Leigh Street to North Allen Avenue; and then by the alley that runs parallel to West Leigh Street, one-half block south of Leigh Street; and returning to Mozelle Street.</p> <p>The Carver portion of the corridor is characterized by one- and two-story houses, most of older construction, and includes many homes rehabilitated or more recently developed/constructed under the auspices of the Richmond Redevelopment & Housing Authority. The area contains a number of older one- to four-story commercial and industrial buildings, many being adapted to new uses including apartments and newly constructed apartments marketed to Virginia Commonwealth University students.</p>
<p>Include specific housing and commercial characteristics of this target area.</p>	<p>This Newtowne West portion of the corridor is characterized by one- and two-story houses, many of older construction and includes many homes rehabilitated or more recently developed/constructed under the auspices of the Richmond Redevelopment & Housing Authority or by non-profit housing development corporations. A number of vacant lots, particularly to the west have been previously cleared and are awaiting new development.</p>
<p>How did your consultation and citizen participation process help you to identify this neighborhood as a target area?</p>	<p>The Carver Neighborhood has been a priority target area for the City of Richmond for many years as the Carver Newtowne-West Neighborhood in Bloom.</p>

	Identify the needs in this target area.	Priority Needs for this geographic area include: i. Increasing the supply of affordable rental housing. ii. Creating sustainable neighborhoods.
	What are the opportunities for improvement in this target area?	i. The rehabilitation and redevelopment of residential property. ii. The construction of new affordable housing on vacant lots. iii. Enhance commercial and retail opportunities.
	Are there barriers to improvement in this target area?	i. Actual and perceived crime. ii. The nuisances associated with the nearby rail and I-95 corridors, including traffic congestion. iii. Enhance commercial and retail opportunities.
4	Area Name:	Church Hill - Central Corridor
	Area Type:	Local Target area
	Revital Type:	Comprehensive
	Identify the neighborhood boundaries for this target area.	The boundary of the area targeted as the Church Hill-Central Corridor starts at the rear property line of 2222 Jefferson Avenue; thence northeast to M Street along the rear property lines of the parcels facing North 23rd Street; thence southeast on M Street; thence northeast on the alley between North 27th and North 28th Streets; thence southeast on P Street; thence northeast on North 29th Street; thence southeast on Q Street; thence northeast on the alley between North 29th and North 30th Streets; thence west on Nine Mile Road; thence northwest on Fairmount Avenue; thence northeast on North 24th St: thence northwest on the alley between Fairmount Avenue and T Street; thence southwest on North 20th Street; thence northwest on the alley between Fairmount Avenue and R Street; thence southwest on the alley between North 21st and North 22nd Streets; thence southeast on P Street; thence west on Carrington Street; thence south on the alley between Tulip and Jessamine Streets; thence west on Burton; thence south on Jessamine Street; thence southwest on North 23rd Street; thence northwest on M Street; thence southwest on the alley between North 22nd and North 23rd Streets; thence west along the rear property line of 2222 Jefferson Avenue to the point of beginning.

<p>Include specific housing and commercial characteristics of this target area.</p>	<p>This area is characterized by two-story houses, most of older construction, and includes many homes rehabilitated or more recently developed/constructed under the auspices of the Richmond Redevelopment & Housing Authority or by non-profit housing development corporations. The single-family homes in the community range from excellent condition to very poor condition with vacant and boarded houses scattered throughout the area. Church Hill-Central also contains a number of older commercial and industrial buildings including the North 25th Street/Nine Mile Road retail corridor which previously served as the main retail corridor for the east end of Richmond. The area has recently seen a pick-up in the rehabilitation, adaptive reuse, and redevelopment of these commercial and industrial buildings as the number of rehabilitated and new housing units in Church Hill is beginning to drive the need for new neighborhood retail and services.</p>
<p>How did your consultation and citizen participation process help you to identify this neighborhood as a target area?</p>	<p>The Central Church Hill neighborhood became a target area after analyzing the condition of the housing stock and the level of poverty and percentage of the home ownership. The City received inputs from citizens, Council, and other stakeholders to create the Church Hill NiB area.</p>
<p>Identify the needs in this target area.</p>	<p>Priority Needs for this geographic area include:</p> <ul style="list-style-type: none"> i. Increasing the supply of affordable rental housing. ii. Reducing poverty/enhancing economic opportunity. iii. Creating sustainable neighborhoods.
<p>What are the opportunities for improvement in this target area?</p>	<ul style="list-style-type: none"> i. The rehabilitation, adaptive reuse, or redevelopment of the remaining commercial and industrial buildings to enhance the visual appearance of the corridor, to create new housing, and create new employment opportunities. ii. The rehabilitation and redevelopment of residential property. iii. The construction of new affordable housing on vacant lots. iv. Enhancing the commercial and retail development opportunities.
<p>Are there barriers to improvement in this target area?</p>	<ul style="list-style-type: none"> i. Actual and perceived crime. ii. Food desert iii.. Limited public and private investment

5	Area Name:	East End - Eastview Corridor
	Area Type:	Local Target area
	Revital Type:	Comprehensive
	Identify the neighborhood boundaries for this target area.	This mainly residential corridor includes the housing along and to the west of Mechanicsville Turnpike north of Fairmount Avenue and Martin Luther King, Jr. Middle School to Mechanicsville Turnpike's intersection with I-64 at the corporate limit. It includes portions of Census Tracts 201, 202, 204, and the East View neighborhood to the east and extends down to the Shockoe Valley and the 17th/18th Street and Oliver Hill Way corridor.
	Include specific housing and commercial characteristics of this target area.	This corridor is characterized by modest single family homes, public housing, and multifamily housing complexes and includes a limited amount of commercial activity at the intersection of Mechanicsville Turnpike and Fairmount Avenue and at the I-64 intersection. Mechanicsville Turnpike is designated as U.S. Route 360 and serves as a gateway to the City. The area includes the Whitcomb Court, Mosby Court North, and Mosby Court Central public housing complexes. The City Jail and Juvenile Court are located at the intersection of Oliver Hill Way and Fairfield Way, the latter serving as a major entrance to the community.
	How did your consultation and citizen participation process help you to identify this neighborhood as a target area?	Eastview was previously identified as a priority target area in consultation with the Eastview Civic League. Conservation Plan has been established and submitted to Council for that area.
	Identify the needs in this target area.	Priority needs for this geographic area include: i. Increasing the supply of affordable rental housing. ii. Reducing poverty/enhancing economic opportunity. iii. Creating sustainable neighborhoods. iv. Improving health outcomes in the City.
What are the opportunities for improvement in this target area?	i. The rehabilitation and redevelopment of residential property. ii. Rehabilitation and redevelopment of commercial properties to enhance the corridor's visual appearance and to create new employment opportunities. iii. Comprehensive study to identify opportunities.	

	Are there barriers to improvement in this target area?	<ul style="list-style-type: none"> i. Actual and perceived crime. ii. Extent of blight and dilapidation. iii. Food desert iv. Two major brownfields sites in the corridor area v. A number of large commercial and residential vacant and abandoned properties in the areas.
6	Area Name:	East End - Nine Mile Road Corridor
	Area Type:	Local Target area
	Revital Type:	Comprehensive
	Identify the neighborhood boundaries for this target area.	This commercial corridor runs the length of Nine Mile Road from 25th Street to the corporate limit/I-64 intersection on the City's East End, including adjoining and nearby blocks of residential property. It includes portions of Census Tracts 202, 203, and 207, portions of Church Hill North to the south and Woodville to the north, and the Creighton Court public housing complex.
	Include specific housing and commercial characteristics of this target area.	This corridor is characterized by marginal commercial properties and because of its intersection with I-64, serves as a gateway to the City. At the entrance to the City, the Creighton Court public housing complex lies north of Nine Mile Road and Oakwood Cemetery lies to the south. The area is also home to the vacant Armstrong High School complex. The anchor for the community is Bon Secours Richmond Community Hospital.
	How did your consultation and citizen participation process help you to identify this neighborhood as a target area?	As part of the redevelopment of the Armstrong site, the City and RRHA have had ongoing community meetings with the residents of Creighton and the surrounding neighborhoods, stakeholders, and community activists, concerning the redevelopment of the Armstrong site and the Nine Mile Road corridor.
	Identify the needs in this target area.	<ul style="list-style-type: none"> i. Increasing the supply of affordable rental housing. ii. Reducing poverty/enhancing economic opportunity. iii. Creating sustainable neighborhoods. iv. Improving health outcomes in the City.

	<p>What are the opportunities for improvement in this target area?</p>	<ul style="list-style-type: none"> i. Rehabilitation and redevelopment of commercial properties to enhance the corridor’s visual appearance and to create new employment opportunities. ii. The transformation of the Creighton Court public housing complex and the Armstrong site into a mixed-income community with a variety of housing types. This mixed-income development includes 270 units of affordable single-family and multi-family developments. iii. The expansion of Richmond Community Hospital and the development of ancillary medical facilities. iv. The rehabilitation of adjacent housing and construction of new affordable housing on vacant lots which is an opportunity to target homeownership.
	<p>Are there barriers to improvement in this target area?</p>	<ul style="list-style-type: none"> i. Actual and perceived crime. ii. Extent of blight and dilapidation. iii. The unimproved urban landscape of Nine Mile Road (overhead wiring, lack of appropriate gateway lighting and other streetscape amenities, etc.). iv. Limited public and private funding.
<p>7</p>	<p>Area Name:</p>	<p>Highland Park Southern Tip Corridor</p>
<p>Area Type:</p>	<p>Local Target area</p>	
<p>Revital Type:</p>	<p>Comprehensive</p>	
<p>Identify the neighborhood boundaries for this target area.</p>	<p>This residential corridor is made up of the residential streets of southern Highland Park (1st Street through 5th Street, Richmond Henrico Turnpike, and Dove Street) on the heights overlooking the Shockoe Valley as they come together to cross the Valley on the 5th Street Bridge. It includes portions of Census Tract 109.</p>	

	<p>Include specific housing and commercial characteristics of this target area.</p>	<p>The area is home to a public elderly housing complex on 4th Street. Single-family homes in the community range from excellent condition to very poor condition with vacant and boarded houses scattered throughout the neighborhood. The area also contains a limited number of neighborhood retail establishments.</p> <p>Southside Community Development and Housing Corporation (SCDHC) is developing 32 new duplex homes (16 buildings) in Matthews at Chestnut Hill neighborhood. The homes will be sold or leased to homebuyers, with household earnings at or below 80% of area median income.</p>
	<p>How did your consultation and citizen participation process help you to identify this neighborhood as a target area?</p>	<p>Highland Park Southern Tip neighborhood became a target area after analyzing the condition of the housing stock and the level of poverty and percentage of the home ownership. The City received inputs from citizens, Council, and other stakeholders to create the Highland Park NiB area.</p>
	<p>Identify the needs in this target area.</p>	<p>i. Increasing the supply of affordable rental housing. ii. Creating sustainable neighborhoods.</p>
	<p>What are the opportunities for improvement in this target area?</p>	<p>i. The rehabilitation and redevelopment of residential property. ii. Development of the Matthews at Chestnut Hill subdivision.</p>
	<p>Are there barriers to improvement in this target area?</p>	<p>i. Actual and perceived crime. ii. Food desert. iii. Limited public and private investment.</p>
<p>8</p>	<p>Area Name:</p>	<p>Hull Street - Lower Corridor</p>
	<p>Area Type:</p>	<p>Local Target area</p>
	<p>Revital Type:</p>	<p>Comprehensive</p>
	<p>Identify the neighborhood boundaries for this target area.</p>	<p>This mixed-use corridor stretches along Hull Street from the train tracks just south of Southside Plaza to the corporate limit/Chippenham Parkway intersection and includes the adjoining and nearby residential blocks. As U.S. Route 360, Hull Street is four lanes throughout the corridor and carries a significant traffic load, both local and regional. It includes portions of Census Tracts 706.01, 707, and 708.01.</p>

<p>Include specific housing and commercial characteristics of this target area.</p>	<p>The area is characterized by mixed residential and retail use and is a growing center of Richmond’s Hispanic population. On either side of Hull Street, numerous single-family neighborhoods were developed when the area was a part of Chesterfield County. The corridor is also home to several very large multifamily housing complexes and one large trailer park. The retail development in the area is more “suburban” in nature with front parking and several small strip shopping centers. At its intersection with Chippenham Parkway, Hull Street serves as a southern gateway to the City of Richmond.</p>
<p>How did your consultation and citizen participation process help you to identify this neighborhood as a target area?</p>	<p>This corridor was extensively studied in cooperation with Chesterfield County and community residents with the assistance of Virginia Local Initiatives Support Corporation (LISC) in 2012.</p>
<p>Identify the needs in this target area.</p>	<p>The priority needs for this geographic area include:</p> <ul style="list-style-type: none"> i. Increasing the supply of affordable rental housing. ii. Reducing poverty/enhancing economic opportunity. iii. Creating sustainable neighborhoods.
<p>What are the opportunities for improvement in this target area?</p>	<ul style="list-style-type: none"> i. The rehabilitation and redevelopment of commercial properties to enhance the visual appearance of the corridor and to create new employment opportunities. ii. The rehabilitation and redevelopment of residential property. iii. The construction of new affordable housing on vacant lots. iv. The development of roadway improvements in coordination with Chesterfield County including safer walking and biking choices, additional landscaping and beautification, and increased transit services. v. The development of additional parks and recreational facilities.
<p>Are there barriers to improvement in this target area?</p>	<ul style="list-style-type: none"> i. The costs associated with a project of this size and scope (total length of the targeted corridor in the City & County is 4.7 miles). ii. The unimproved urban landscape of Hull Street in the area (overhead wiring, lack of appropriate gateway lighting and other streetscape amenities, etc.). iii. Food desert. iv. Limited public and private investment.

9	Area Name:	Hull Street - Swansboro Corridor
	Area Type:	Local Target area
	Revital Type:	Comprehensive
	Identify the neighborhood boundaries for this target area.	This mainly residential corridor extends along Hull Street from Cowardin Avenue/Jeff Davis Highway to Broad Rock Road and includes the adjoining and nearby residential blocks. It includes portions of Census Tracts 604, 605, and 610.
	Include specific housing and commercial characteristics of this target area.	This corridor is characterized by modest single family homes with some neighborhood-oriented retail including small, marginal, and/or part-time businesses, particularly in the blocks closest to Cowardin Avenue/Jeff Davis Highway. Both Bainbridge Street and Hull Street in this corridor serve as gateways to Richmond's Southside neighborhoods to the west and southwest.
	How did your consultation and citizen participation process help you to identify this neighborhood as a target area?	Swansboro is a City-designated Neighborhood in Bloom (NiB). The Swansboro NiB neighborhood became a target area after analyzing the condition of the housing stock and the level of poverty and percentage of the home ownership. The City received inputs from citizens, Council, and other stakeholders to create the Swansboro NiB area.
	Identify the needs in this target area.	Priority needs for this geographic area include: <ul style="list-style-type: none"> i. Increasing the supply of affordable rental housing. ii. Reducing poverty/enhancing economic opportunity. iii. Creating sustainable neighborhoods.
What are the opportunities for improvement in this target area?	<ul style="list-style-type: none"> i. Rehabilitation and redevelopment of commercial properties to enhance the visual appearance of the corridor where retail/commercial use predominates and to create new employment opportunities. ii. The redevelopment and rehabilitation of residential property. iii. The construction of new affordable housing on vacant lots. iv. The creation of mixed-income communities. 	

	Are there barriers to improvement in this target area?	<ul style="list-style-type: none"> i. Actual and perceived crime. ii. Extent of blight and dilapidation for retail and commercial buildings. iii. Food desert. iv. The small size of many of the retail/commercial buildings. v. The unimproved urban landscape of Hull Street and Bainbridge Street in the area and blight retail and commercial spaces.
10	Area Name:	Jefferson Davis - Bellemeade Corridor
	Area Type:	Local Target area
	Revital Type:	Comprehensive
	Identify the neighborhood boundaries for this target area.	This mainly retail/commercial corridor extends along Jefferson Davis Highway from its intersection with Hopkins Road/Harwood Street south to its intersection with Bellemeade Road and includes the adjoining and nearby residential blocks to the east of the corridor and the Hillside Court public housing complex on the far eastern edge of the corridor. As U.S. Route 1/301, Jefferson Davis Highway is six lanes throughout the corridor and carries a significant traffic load, both local and regional. It includes portions of Census Tract 607.
	Include specific housing and commercial characteristics of this target area.	<p>The area is characterized by a mixture of retail/commercial businesses including many auto related retailers and marginal businesses with large parking areas on the east side of Jefferson Davis and industrial and trucking companies on the west side. The commercial area also has numerous vacant lots and boarded buildings. Because the area can be accessed from I-95 by several intersecting streets and Chippenham Parkway to the south and parallels I-95 as it approaches Richmond from the south, Jefferson Davis Highway serves as a gateway to the City along its entire length. The Bellemeade neighborhood is predominantly African American, middle-class, family-oriented, residential neighborhood. It made up of mainly modest one-story single-family housing with some multifamily housing, particularly along Bellemeade Road as it approaches Jefferson Davis.</p> <p>Southside Community Development and Housing Corporation (SCDHC) is developing 16 single-family homes in the Mimosa Creek neighborhood, which is adding affordable homeownership.</p>

	How did your consultation and citizen participation process help you to identify this neighborhood as a target area?	The Bellemeade NiB neighborhood became a target area after analyzing the condition of the housing stock and the level of poverty and percentage of the home ownership. The City received inputs from citizens, Council, and other stakeholders to create the Bellemeade NiB area.
	Identify the needs in this target area.	Priority needs for this geographic area include: i. Increasing the supply of affordable rental housing. ii. Reducing poverty/enhancing economic opportunity. iii. Creating sustainable neighborhoods.
	What are the opportunities for improvement in this target area?	i. The rehabilitation and redevelopment of commercial properties to enhance the visual appearance of the corridor and to create new employment opportunities. ii. New commercial development on vacant lots. iii. The rehabilitation and redevelopment of residential property. iv. The construction of new affordable housing on vacant lots. v. The construction of 16 units of single-family development in the Mimosa Creek Subdivision.
	Are there barriers to improvement in this target area?	i. Actual and perceived crime. ii. The unimproved urban landscape in some portions of Jefferson Davis Highway in some portions of the corridor (overhead wiring, lack of streetscape amenities, etc.).
11	Area Name:	Jefferson Davis - Blackwell Corridor
	Area Type:	Local Target area
	Revital Type:	Comprehensive
	Identify the neighborhood boundaries for this target area.	This mainly retail/commercial corridor extends along Jefferson Davis Highway from its intersection with Hull Street south to its intersection with Hopkins Road/Harwood Street and includes the adjoining and nearby residential blocks. As U.S. Route 1/301, Jefferson Davis Highway is six lanes throughout the corridor and carries a significant traffic load, both local and regional. It includes portions of Census Tracts 602 and 610.

	<p>Include specific housing and commercial characteristics of this target area.</p>	<p>The area is characterized by a mixture of retail/commercial businesses including many auto related retailers, marginal businesses, and remnants of the tobacco industry. It is fronted in one section by one-story metal tobacco warehouses and by the former Model Tobacco office and manufacturing buildings (including one Art Deco building). It is home to the City's Southside Operations Center for the Department of Public Utilities. The area also has numerous vacant lots and boarded buildings. As the area can be accessed from I-95 by several intersecting streets and Chippenham Parkway to the south and parallels I-95 as it approaches Richmond from the south, Jefferson Davis Highway serves as a gateway to the City along its entire length.</p>
	<p>How did your consultation and citizen participation process help you to identify this neighborhood as a target area?</p>	<p>The Blackwell NiB neighborhood became a target area after analyzing the condition of the housing stock and the level of poverty and percentage of the home ownership. The City received inputs from citizens, Council, and other stakeholders to create the Blackwell NiB area.</p>
	<p>Identify the needs in this target area.</p>	<p>The priority needs for this geographic area include:</p> <ul style="list-style-type: none"> i. Increasing the supply of affordable rental housing. ii. Reducing poverty/enhancing economic opportunity. iii. Creating sustainable neighborhoods.
	<p>What are the opportunities for improvement in this target area?</p>	<ul style="list-style-type: none"> i. The rehabilitation and redevelopment of commercial properties to enhance the visual appearance of the corridor and to create new employment opportunities. ii. New commercial development on vacant lots. iii. The rehabilitation and adaptive reuse of the Model Tobacco and American Tobacco buildings. iv. The rehabilitation and redevelopment of residential property. v. The construction of new affordable housing on vacant lots.
	<p>Are there barriers to improvement in this target area?</p>	<ul style="list-style-type: none"> i. Actual and perceived crime. ii. The unimproved urban landscape of Jefferson Davis Highway in some portions of the corridor (overhead wiring, lack of streetscape amenities, etc.).
<p>12</p>	<p>Area Name:</p>	<p>North Jackson Ward Corridor</p>
	<p>Area Type:</p>	<p>Local Target area</p>

Revital Type:	Comprehensive
Identify the neighborhood boundaries for this target area.	This mainly residential corridor is made up of the area north and east of the I-95/I-64 intersection in downtown Richmond and is bounded on the north by the Shockoe Valley and on the west by Chamberlayne Avenue. It includes the Gilpin Court public housing complex and Fay Towers public elderly housing complex. It includes the entirety of Census Tract 301. It is also home to the Shockoe Hill and Hebrew Cemeteries, two of the oldest in Richmond.
Include specific housing and commercial characteristics of this target area.	The area is characterized by the concentration of public housing, but does include a limited amount of private housing and retail. There are a number of vacant parcels and boarded buildings hemmed in by the area's public housing and the two interstates, including the St. Luke Building, once home to the Independent Order of St. Luke and the St. Luke Penny Savings Bank founded by Maggie L. Walker. RRHA is currently developing the former Baker School site into affordable senior housing.
How did your consultation and citizen participation process help you to identify this neighborhood as a target area?	North Jackson Ward has been a priority target area for the City of Richmond for many years.
Identify the needs in this target area.	Priority Needs for this geographic area include: <ul style="list-style-type: none"> i. Increasing the supply of affordable rental housing. ii. Reducing poverty/enhancing economic opportunity. iii. Creating sustainable neighborhoods.

<p>What are the opportunities for improvement in this target area?</p>	<ul style="list-style-type: none"> i. The rehabilitation and redevelopment of commercial properties to enhance the visual appearance of the corridor and to create new employment opportunities. ii. Mixed-income and mixed-use developments iii. New commercial development on vacant lots. iv. The rehabilitation and adaptive reuse of the St. Luke Building. v. The rehabilitation and redevelopment of residential property, including public housing units. vi. The construction of new affordable housing on vacant lots. vii. The federal Rental Assistance Demonstration (RAD) program to assist rental housing development. viii. Creation of a passive park from vacant, residentially zoned parcel.
<p>Are there barriers to improvement in this target area?</p>	<ul style="list-style-type: none"> i. Actual and perceived crime. ii. Geographic isolation from other neighborhoods and their amenities. iii. Zoning restraints.

General Allocation Priorities

Describe the basis for allocating investments geographically within the jurisdiction (or within the EMSA for HOPWA)

Resources are allocated based on neighborhood indicators and the results of comprehensive planning and allocation processes.

SP-25 Priority Needs - 91.215(a)(2)

Priority Needs

Table 52 – Priority Needs Summary

1	Priority Need Name	Increasing the supply of affordable rental housing
	Priority Level	High
	Population	Extremely Low Low Moderate Middle Large Families Families with Children Elderly Public Housing Residents Elderly
	Geographic Areas Affected	Hull Street - Lower Corridor East End - Nine Mile Road Corridor East End - Eastview Corridor Brookland Park Boulevard Corridor Broad Street Downtown Corridor Hull Street - Swansboro Corridor Jefferson Davis - Blackwell Corridor Jefferson Davis - Bellemeade Corridor Highland Park Southern Tip Corridor North Jackson Ward Corridor Citywide Carver - Newtowne West Corridor Church Hill - Central Corridor
	Associated Goals	Add to affordable rental housing stock De-concentrate public housing Improve current housing stock
	Description	Efforts are directed toward providing housing for low- and moderate-income households, particularly those that are cost burdened, throughout the city. This includes supporting rental housing activities by nonprofits and for profit developers that contribute to sustainable, mixed- income neighborhoods. Increases may occur through the modernization and reconfiguration of existing housing stock or the construction of new units.

	Basis for Relative Priority	The CHAS data shows the high cost burden renter households at 0-30% AMI and 31- 50% AMI face as the most pressing housing problem in Richmond. Locally, there have been efforts to address affordable housing, rental and owner occupied, in the City. Nonprofits housing groups and advocacy groups have met with City administration and political leaders to promote various initiatives, such as the creation and sustained funding of the Affordable Housing Fund. Affordable rental housing will be addressed on continual basis.
2	Priority Need Name	Ending homelessness
	Priority Level	High
	Population	Chronic Homelessness Individuals Families with Children Mentally Ill Chronic Substance Abuse veterans Persons with HIV/AIDS Victims of Domestic Violence Unaccompanied Youth
	Geographic Areas Affected	Citywide
	Associated Goals	Add to affordable rental housing stock Assist Special Needs population Improve current housing stock
	Description	The City will continue to be an active partner in the Continuum of Care process. Funds will be allocated in support of City and CoC goals. Work will continue on the housing barrier assessment for homeless families and on the creation of an effective child services work group. Longer term, the coordination between homeless services providers and child welfare agencies will be strengthened.
	Basis for Relative Priority	The City supports the 10 Year Plan to Prevent and End Homelessness in the Richmond region. Developed by the coordinated agencies of the Continuum of Care Partnership, this plan is at its midpoint and is making great strides in ending homelessness. High priority is placed on programs that reduce homelessness and support linkages between economic development and housing, community development, and social service needs.
3	Priority Need Name	Reducing poverty & enhancing economic opportunity

	Priority Level	High
	Population	Extremely Low Low Moderate Middle Large Families Families with Children Elderly
	Geographic Areas Affected	Citywide
	Associated Goals	Business development and job creation De-concentrate public housing
	Description	Recent U. S. Census and the Virginia Employment Commission data indicates that Richmond has a poverty rate greater than 26% and an unemployment rate 4.1%. Present in most neighborhoods, the degree of poverty is most severe in certain neighborhoods, particularly in the East End, Southside, and in the vicinity of the public housing communities. The intent is to undertake a comprehensive approach to improve economic conditions for Richmond households and to de-concentrate poverty in Richmond neighborhoods. The Mayor’s Anti-Poverty Commission has issued its report which describes several strategies that can provide positive, meaningful changes.
	Basis for Relative Priority	The work of the Mayor’s Anti-Poverty Commission substantially informs this priority. Its report concludes that work force development should be a top priority for the City. Data demonstrates the strong correlation between educational attainment and employment. The City has a higher percentage of individuals without a high school diploma or equivalent than the MSA, the state, or the nation, which indicates a need for greater concentration on educational attainment. Improving worker skills will enable them to get jobs with higher wages and benefits. Improving the financial position of households is one important element to addressing cost-burden issues.
4	Priority Need Name	Creating sustainable neighborhoods
	Priority Level	High

<p>Population</p>	<p>Extremely Low Low Moderate Middle Large Families Families with Children Elderly Public Housing Residents Non-housing Community Development</p>
<p>Geographic Areas Affected</p>	<p>Hull Street - Lower Corridor East End - Nine Mile Road Corridor East End - Eastview Corridor Brookland Park Boulevard Corridor Broad Street Downtown Corridor Hull Street - Swansboro Corridor Jefferson Davis - Blackwell Corridor Jefferson Davis - Bellemeade Corridor Highland Park Southern Tip Corridor North Jackson Ward Corridor Citywide Carver - Newtowne West Corridor Church Hill - Central Corridor</p>
<p>Associated Goals</p>	<p>Add to affordable rental housing stock Business development and job creation De-concentrate public housing Fair housing Improve current housing stock Increase homeownership Reduce neighborhood blight</p>

	Description	<p>It is the City’s vision to create attractive, sustainable interconnected neighborhoods that enable healthy and well educated citizens and offer a diverse array of quality learning, recreational, residential, cultural, retail, and service opportunities. Specific features include quality housing options for families of various incomes, multimodal transportation and complete streets; community–based services for vulnerable populations; access to retail goods and professional services; an environment that promotes healthy living; high quality public schools and lifelong learning; and community safety and well- being. Promoting affordable housing opportunities in all sectors of the city is supportive of this need as well.</p> <p>Under the auspices of the Mayor’s Office, task forces were created, and have reported out key papers addressing many aspects of sustainable neighborhoods. Reports from the Mayor’s Blue Ribbon Commission on Health Policy, the Mayor’s Pedestrian Bicycling and Trails Planning Commission, and the Sustainability Advisory Committee provide guidance in pursuit of these elements. In addition, the City administration has organized around a series of focus areas, including one dedicated to creating healthy and inclusive neighborhoods. The research and findings of the commission reports, along with data and comments received as part of the Consolidated Planning process, will inform efforts to address problems and fund initiatives to address this priority need.</p>
	Basis for Relative Priority	<p>For many years, the City has been proactively working to improve neighborhood conditions. Significant funding has been allocated to these efforts. Progress has been made in rehabilitating vacant, boarded buildings, building new housing on lots created by demolition, and repairing neighborhood infrastructure. More remains to be done.</p>
5	Priority Need Name	Addressing housing needs of Special Needs population
	Priority Level	High

	Population	Extremely Low Low Moderate Middle Large Families Families with Children Elderly Chronic Homelessness Individuals Families with Children Mentally Ill Chronic Substance Abuse veterans Persons with HIV/AIDS Victims of Domestic Violence Unaccompanied Youth
	Geographic Areas Affected	Citywide
	Associated Goals	Assist Special Needs population
	Description	Richmond will support the development of new affordable, accessible housing and the adaptation of existing homes for persons with special needs including the elderly, those who have disabilities, and those with AIDS. The City will promote programs that provide supportive services for persons with special needs so they can live and/or remain in their communities. Additional efforts will be made with surrounding counties to develop affordable and accessible housing and service programs at the regional level.
	Basis for Relative Priority	This is a recognized priority through the Continuum of Care strategy.
6	Priority Need Name	Improving health outcomes in the city
	Priority Level	High

Population	Extremely Low Low Moderate Middle Large Families Families with Children Elderly Public Housing Residents Chronic Homelessness Families with Children Mentally Ill Chronic Substance Abuse veterans Persons with HIV/AIDS Victims of Domestic Violence Unaccompanied Youth
Geographic Areas Affected	Hull Street - Lower Corridor East End - Nine Mile Road Corridor East End - Eastview Corridor Brookland Park Boulevard Corridor Broad Street Downtown Corridor Hull Street - Swansboro Corridor Jefferson Davis - Blackwell Corridor Jefferson Davis - Bellemeade Corridor Highland Park Southern Tip Corridor North Jackson Ward Corridor Citywide Carver - Newtowne West Corridor Church Hill - Central Corridor
Associated Goals	Improve current housing stock Reduce neighborhood blight

	Description	Following specific recommendations of the Mayor’s Blue Ribbon Commission on Health Policy, the City plan speaks to the need to develop public policy to mitigate against social factors that give rise to poor health outcomes. Among these are: including health and health equity as a primary consideration in decision making; providing tax incentives for healthcare professionals to work and practice in underserved areas and neighborhoods (particularly OB/GYNs, primary care physicians, pediatricians, child psychologists/psychiatrists, and dentists); providing financial incentives for corner stores to sell healthy food options; providing financial incentives to place grocery stores in food deserts; and requiring the inclusion of green spaces, trails, bike and walking paths, and bike lanes in all new and revitalized community plans.
	Basis for Relative Priority	The work of the Mayor’s Blue Ribbon Commission on Health substantially informs this Consolidated Plan, particularly related to discussion of non-housing needs and priorities. It shows that much of the disparity in health outcomes is caused by social factors that have a proven and dramatic impact on health. The City of Richmond lags behind the Commonwealth of Virginia in almost all health indicators with the exception of the percent of women seeking prenatal care before 13 weeks. Further exploration of City of Richmond statistics reveals that educational attainment, unemployment rates, and poverty levels are worse than the state’s rates and may contribute to the poor health outcomes of the city. A person’s living environment, racial and ethnic group, educational attainment, and income level all play a role in the health of a community. Unfortunately, for some of its communities, the City of Richmond faces significant challenges related to these social and economic factors. In short, the social determinants of health are the root factors in determining the health of Richmond residents.
7	Priority Need Name	Managing grant funds efficiently and effectively
	Priority Level	High
	Population	Extremely Low Low Moderate Middle Large Families Families with Children Elderly Public Housing Residents

Geographic Areas Affected	Hull Street - Lower Corridor East End - Nine Mile Road Corridor East End - Eastview Corridor Brookland Park Boulevard Corridor Broad Street Downtown Corridor Hull Street - Swansboro Corridor Jefferson Davis - Blackwell Corridor Jefferson Davis - Bellemeade Corridor Highland Park Southern Tip Corridor North Jackson Ward Corridor Citywide Carver - Newtowne West Corridor Church Hill - Central Corridor
Associated Goals	Add to affordable rental housing stock Assist Special Needs population Business development and job creation De-concentrate public housing Fair housing Improve current housing stock Increase homeownership Reduce neighborhood blight
Description	The City is committed to being a well-managed government and an efficient and effective steward of its federal funds. With recognition of decreasing revenues in today’s economy, the City is very focused on the completion of projects in its pipeline and projects that will substantially contribute to program objectives for decent and affordable housing, creating suitable living environments, and creating economic opportunities.
Basis for Relative Priority	The City is committed to full utilization of previously acquired properties in order to achieve planned objectives.

Narrative (Optional)

Priority needs are not in any particular priority order.

SP-30 Influence of Market Conditions – 91.215 (b)

Influence of Market Conditions

Affordable Housing Type	Market Characteristics that will influence the use of funds available for housing type
Tenant Based Rental Assistance (TBRA)	High rate of severe cost-burdened rental households.
TBRA for Non-Homeless Special Needs	High rate of severe cost-burdened rental households, including non-homeless special needs.
New Unit Production	Lack of decent, safe, and sanitary affordable housing.
Rehabilitation	Lack of decent, safe, and sanitary affordable housing.
Acquisition, including preservation	Residential vacancy rates and age of housing stock.

Table 53 – Influence of Market Conditions

SP-35 Anticipated Resources - 91.215(a)(4), 91.220(c)(1,2)

Introduction

The Program Year 2016-2017 amended budget is the funding allocation based on the four federal funds: CDBG, HOME, ESG, and HOPWA. The funding for each of the four categories for Program Year 2016-2017 is as follows:

- CDBG-\$4,839,336
- HOME-\$1,096,458
- ESG-\$400,445
- HOPWA-\$948,475

Anticipated Resources

Program	Source of Funds	Uses of Funds	Expected Amount Available Year 1				Expected Amount Available Reminder of ConPlan \$	Narrative Description
			Annual Allocation: \$	Program Income: \$	Prior Year Resources: \$	Total: \$		
CDBG	public - federal	Acquisition Admin and Planning Economic Development Housing Public Improvements Public Services	4,082,806	376,765	379,765	4,839,336	16,331,224	Provide home ownership through sales and lease-purchase by rehabilitating existing vacant homes and new construction. Provide down payment assistance to low- and moderate- income (LMI) households. Provide rehabilitation to existing owner-occupied housing of LMI residents. Provide job opportunities through economic development and public services to low-mod households. General grant administration for CDBG, HOME, ESG, and HOPWA programs.

Program	Source of Funds	Uses of Funds	Expected Amount Available Year 1				Expected Amount Available Reminder of ConPlan \$	Narrative Description
			Annual Allocation: \$	Program Income: \$	Prior Year Resources: \$	Total: \$		
HOME	public - federal	Acquisition Homebuyer assistance Homeowner rehab Multifamily rental new construction Multifamily rental rehab New construction for ownership TBRA	1,096,458	0	0	1,096,458	4,385,832	Provide home ownership through sales and lease-purchase by rehabilitating existing vacant homes and new construction. Provide down-payment assistance to LMI households. Provide rehabilitation to existing owner-occupied housing of LMI residents. General grant administration for HOME program.

Program	Source of Funds	Uses of Funds	Expected Amount Available Year 1				Expected Amount Available Reminder of ConPlan \$	Narrative Description
			Annual Allocation: \$	Program Income: \$	Prior Year Resources: \$	Total: \$		
HOPWA	public - federal	Permanent housing in facilities Permanent housing placement Short term or transitional housing facilities STRMU Supportive services TBRA	813,475	0	135,000	948,475	3,253,900	Provide housing assistance through the use of permanent housing facilities, TBRA, STRMU, and case management to LMI households with HIV/AIDS. General program administration for HOPWA program.

Program	Source of Funds	Uses of Funds	Expected Amount Available Year 1				Expected Amount Available Reminder of ConPlan \$	Narrative Description
			Annual Allocation: \$	Program Income: \$	Prior Year Resources: \$	Total: \$		
ESG	public - federal	Conversion and rehab for transitional housing Financial Assistance Overnight shelter Rapid re-housing (rental assistance) Rental Assistance Services Transitional housing	375,498	0	24,947	400,445	1,501,992	Provide overnight shelter, rapid re-housing assistance, and financial assistance for homelessness prevention. Data collection. General grant administration for ESG program.
Continuum of Care	public - federal	Rental Assistance Services	50,000	0	0	50,000	200,000	VSH will leverage existing resources allocated to the community to serve the target population.

Program	Source of Funds	Uses of Funds	Expected Amount Available Year 1				Expected Amount Available Reminder of ConPlan \$	Narrative Description
			Annual Allocation: \$	Program Income: \$	Prior Year Resources: \$	Total: \$		
General Fund	public - local	Acquisition Admin and Planning Economic Development Financial Assistance Homebuyer assistance Housing New construction for ownership Public Services Services	798,437	0	0	798,437	0	Subrecipients will use general fund money for match and leverage to complete projects.
Supportive Housing Program	public - federal	Permanent housing in facilities	0	0	0	0	0	Subrecipients will use supportive housing program funds to support facility based housing for people with HIV/AIDS.

Other	private	Acquisition Admin and Planning Homebuyer assistance Housing New construction for ownership Overnight shelter Permanent housing in facilities Permanent housing placement Rapid re- housing (rental assistance) Rental Assistance Services Short term or transitional housing facilities STRMU Supportive	22,323,813	0	0	22,323,813	0	Subrecipients will use private funds to match and leverage to complete projects.
-------	---------	--	------------	---	---	------------	---	--

Program	Source of Funds	Uses of Funds	Expected Amount Available Year 1				Expected Amount Available Reminder of ConPlan \$	Narrative Description
			Annual Allocation: \$	Program Income: \$	Prior Year Resources: \$	Total: \$		
		services TBRA Transitional housing						
Other ESG Match	private	Financial Assistance Overnight shelter Rapid re-housing (rental assistance) Supportive services Other	400,445	0	0	400,445	0	Subrecipients will use ESG match to provide financial assistance, overnight shelter, rapid rehousing, and data collection.
Other	public - state	Homebuyer assistance Homeowner rehab STRMU Supportive services	1,235,100	0	0	1,235,100	0	Subrecipients will use state matching funds for owner-occupied housing rehab and housing counseling services.

Table 54 - Anticipated Resources

Explain how federal funds will leverage those additional resources (private, state and local funds), including a description of how matching requirements will be satisfied

The City will meet its federal match requirements through a combination of private matching resources (such as United Way), other federal funds, and state and local government funding. The City will leverage general funds, continuum of care funds, ESG match funds, private funds, and state funds to meet the needs of the CDBG, HOME, HOPWA, and ESG programs.

If appropriate, describe publically owned land or property located within the jurisdiction that may be used to address the needs identified in the plan

N/A

Discussion

The CDBG funding allocation in the amended Annual Action Plan for Program Year 2016-2017 has an increase of \$556,530, which is the results of the increases of \$281,230 prior year surplus and \$275,300 program income. The ESG funding allocation in the amended Annual Action Plan for Program Year 2016-2017 has an increase of \$24,947, which is the result of the prior year surplus. The HOPWA funding allocation in the amended Annual Action Plan for Program Year 2016-2017 has an increase of \$135,000, which is the result of the prior year surplus.

City will continue to work diligently to leverage enough resources to meet its housing, social services, and community development needs.

SP-40 Institutional Delivery Structure – 91.215(k)

Explain the institutional structure through which the jurisdiction will carry out its consolidated plan including private industry, non-profit organizations, and public institutions.

Responsible Entity	Responsible Entity Type	Role	Geographic Area Served
Better Housing Coalition	Non-profit organizations	Homelessness Non-homeless special needs Ownership Rental public services	Jurisdiction
City of Richmond Department of Finance	Government	Non-homeless special needs	Jurisdiction
City of Richmond Economic and Community Development	Government	Economic Development Planning	Jurisdiction
Home Again	Non-profit organizations	Homelessness	Jurisdiction
HOUSING OPPORTUNITIES MADE EQUAL	Non-profit organizations	Ownership Rental	Jurisdiction
Project Homes	Non-profit organizations	Non-homeless special needs Ownership	Jurisdiction
Richmond Behavioral Health Authority (RBHA)	Public institution	Non-homeless special needs public services	Jurisdiction
Richmond City Health District	Government	Non-homeless special needs public services	Jurisdiction
Richmond Metropolitan Habitat for Humanity	Non-profit organizations	Ownership	Jurisdiction
RICHMOND REDEVELOPMENT AND HOUSING AUTHORITY	PHA	Public Housing	Jurisdiction

Responsible Entity	Responsible Entity Type	Role	Geographic Area Served
SOUTHSIDE COMMUNITY DEVELOPMENT AND HOUSING CORPORATION	CHDO	Ownership Rental	Jurisdiction
Virginia Supportive Housing	Non-profit organizations	Homelessness	Jurisdiction
Commonwealth Catholic Charities	Non-profit organizations	Non-homeless special needs public services	Other
HOMEWARD	Non-profit organizations	Homelessness	Jurisdiction
Rebuilding Together of Richmond	Non-profit organizations	Ownership	Jurisdiction
Trinity Village Center	Non-profit organizations	Non-homeless special needs public services	Jurisdiction
CARITAS	Non-profit organizations	Homelessness	Jurisdiction
Serenity	Non-profit organizations	Non-homeless special needs	Other
CSO, LLC	Developer	Ownership Rental	Jurisdiction

Table 55 - Institutional Delivery Structure

Assess of Strengths and Gaps in the Institutional Delivery System

The housing delivery system for the City of Richmond is made up of four principal groups:

1. Richmond City Department of Economic and Community Development that administers CDBG, HOME, and ESG funds and programs for the City and HOPWA funds for the Metro area, and provides economic development support and funding, including workforce development and entrepreneurial support.
2. Richmond Redevelopment & Housing Authority (RRHA) that owns and operates the City’s public housing units, administers the Housing Choice Voucher program, and works to conserve and redevelop the City’s older neighborhoods
3. The community of non-profit CDCs and CHDOs in Metro Richmond that have come together as the Richmond Community Development Alliance (RCDA) to support and

organize their work, provide technical assistance to their members, and advocate on behalf of their constituents.

4. Private sector developers of affordable housing.

The resources available through the Virginia Housing Development Authority such as Low-Income Housing Credits and the Virginia Department of Housing and Community Development such as Enterprise Zone designations are accessed by private developers.

Availability of services targeted to homeless persons and persons with HIV and mainstream services

Homelessness Prevention Services	Available in the Community	Targeted to Homeless	Targeted to People with HIV
Homelessness Prevention Services			
Counseling/Advocacy	X	X	X
Legal Assistance	X		
Mortgage Assistance	X		X
Rental Assistance	X	X	X
Utilities Assistance	X	X	X
Street Outreach Services			
Law Enforcement		X	
Mobile Clinics			
Other Street Outreach Services		X	
Supportive Services			
Alcohol & Drug Abuse	X	X	X
Child Care	X	X	
Education	X		
Employment and Employment Training	X		
Healthcare	X	X	X
HIV/AIDS		X	X
Life Skills		X	
Mental Health Counseling	X		X
Transportation	X		
Other			

Table 56 - Homeless Prevention Services Summary

Describe how the service delivery system including, but not limited to, the services listed above meet the needs of homeless persons (particularly chronically homeless individuals and families, families with children, veterans and their families, and unaccompanied youth)

All clients that complete an intake and assessment for shelter are asked about use of mainstream resources like TANF, SNAP, WIC, SSI and SSDI. Clients are also asked about employment income. The Richmond Intake, which is used by the Homeless Point of Entry program at Commonwealth Catholic Charities, informs clients about mental health and substance abuse services and the staff makes referrals for those who are unsheltered and are waiting for shelter. For clients who are sheltered, all clients are assessed at intake for the use of mainstream services and case managers develop service plans with clients to obtain the services identified. Services for people dealing with AIDS or an HIV-positive diagnosis are available at agencies such as Fan Free Clinic and the Daily Planet.

Describe the strengths and gaps of the service delivery system for special needs population and persons experiencing homelessness, including, but not limited to, the services listed above

Single individuals who become homeless generally experience longer durations of homelessness and find it difficult to access employment and employment training programs.

Provide a summary of the strategy for overcoming gaps in the institutional structure and service delivery system for carrying out a strategy to address priority needs

No additional information.

SP-45 Goals Summary – 91.215(a)(4)

Goals Summary Information

Sort Order	Goal Name	Start Year	End Year	Category	Geographic Area	Needs Addressed	Funding	Goal Outcome Indicator
1	Improve current housing stock	2016	2020	Affordable Housing	Highland Park Southern Tip Corridor Citywide Church Hill - Central Corridor	Creating sustainable neighborhoods Managing grant funds efficiently and effectively	CDBG: \$4,842,650 HOME: \$432,290 General Fund: \$1,152,000 Private: \$2,581,125 State of Virginia: \$782,075	Public service activities other than Low/Moderate Income Housing Benefit: 3000 Persons Assisted Homeowner Housing Rehabilitated: 270 Household Housing Unit Other: 500 Other

2	De-concentrate public housing	2016	2020	Public Housing	Hull Street - Lower Corridor East End - Nine Mile Road Corridor East End - Eastview Corridor Brookland Park Boulevard Corridor Broad Street Downtown Corridor Hull Street - Swansboro Corridor Jefferson Davis - Blackwell Corridor Jefferson Davis - Bellemeade Corridor Highland Park Southern Tip	Creating sustainable neighborhoods Increasing the supply of affordable rental housing Managing grant funds efficiently and effectively Reducing poverty & enhancing economic opportunity	CDBG: \$0	Other: 0 Other
---	-------------------------------	------	------	----------------	--	---	-----------	-------------------

Sort Order	Goal Name	Start Year	End Year	Category	Geographic Area	Needs Addressed	Funding	Goal Outcome Indicator
					Corridor North Jackson Ward Corridor Citywide Carver - Newtowne West Corridor Church Hill - Central Corridor			

3	Reduce neighborhood blight	2016	2020	Affordable Housing Non-Housing Community Development	Hull Street - Lower Corridor East End - Nine Mile Road Corridor East End - Eastview Corridor Brookland Park Boulevard Corridor Broad Street Downtown Corridor Hull Street - Swansboro Corridor Jefferson Davis - Blackwell Corridor Jefferson Davis - Bellemeade Corridor Highland Park Southern Tip	Creating sustainable neighborhoods	CDBG: \$657,090	Housing Code Enforcement/Foreclosed Property Care: 25000 Household Housing Unit
---	----------------------------	------	------	--	--	------------------------------------	-----------------	---

Sort Order	Goal Name	Start Year	End Year	Category	Geographic Area	Needs Addressed	Funding	Goal Outcome Indicator
					Corridor North Jackson Ward Corridor Citywide Carver - Newtowne West Corridor Church Hill - Central Corridor			
4	Business development and job creation	2016	2020	Non-Housing Community Development	Citywide	Creating sustainable neighborhoods Reducing poverty & enhancing economic opportunity	CDBG: \$3,200,000 General Fund: \$1,000,000 Private: \$292,510	Public service activities other than Low/Moderate Income Housing Benefit: 100 Persons Assisted Jobs created/retained: 750 Jobs Businesses assisted: 55 Businesses Assisted Other: 5 Other

5	Increase homeownership	2016	2020	Affordable Housing	Hull Street - Lower Corridor East End - Nine Mile Road Corridor East End - Eastview Corridor Brookland Park Boulevard Corridor Broad Street Downtown Corridor Hull Street - Swansboro Corridor Jefferson Davis - Blackwell Corridor Jefferson Davis - Bellemeade Corridor Highland Park Southern Tip	Addressing housing needs of Special Needs pop Creating sustainable neighborhoods Ending homelessness Improving health outcomes in the city Increasing the supply of affordable rental housing Managing grant funds efficiently and effectively Reducing poverty & enhancing economic opportunity	CDBG: \$12,796,940 HOME: \$5,050,000 General Fund: \$1,360,000 Private: \$23,115,550 State of Virginia: \$3,597,715	Public service activities for Low/Moderate Income Housing Benefit: 210250 Households Assisted Homeowner Housing Added: 550 Household Housing Unit Direct Financial Assistance to Homebuyers: 215 Households Assisted Other: 20 Other
---	------------------------	------	------	--------------------	--	--	---	--

Sort Order	Goal Name	Start Year	End Year	Category	Geographic Area	Needs Addressed	Funding	Goal Outcome Indicator
					Corridor North Jackson Ward Corridor Citywide Carver - Newtowne West Corridor Church Hill - Central Corridor			

6	Fair housing	2016	2020	Affordable Housing	Hull Street - Lower Corridor East End - Nine Mile Road Corridor East End - Eastview Corridor Brookland Park Boulevard Corridor Broad Street Downtown Corridor Hull Street - Swansboro Corridor Jefferson Davis - Blackwell Corridor Jefferson Davis - Bellemeade Corridor Highland Park Southern Tip	Creating sustainable neighborhoods	CDBG: \$100,000	Other: 1375 Other
---	--------------	------	------	--------------------	--	------------------------------------	-----------------	-------------------

Sort Order	Goal Name	Start Year	End Year	Category	Geographic Area	Needs Addressed	Funding	Goal Outcome Indicator
					Corridor North Jackson Ward Corridor Citywide Carver - Newtowne West Corridor Church Hill - Central Corridor			

7	Assist Special Needs population	2016	2020	Homeless Non-Homeless Special Needs	Citywide Richmond MSA	Addressing housing needs of Special Needs pop Ending homelessness Managing grant funds efficiently and effectively	CDBG: \$2,100,000 HOPWA: \$4,742,375 ESG: \$2,002,225 Continuum of Care: \$250,000 General Fund: \$175,000 ESG Match: \$2,002,225 Private: \$85,629,879 State of Virginia: \$1,795,708	Public service activities other than Low/Moderate Income Housing Benefit: 150 Persons Assisted Public service activities for Low/Moderate Income Housing Benefit: 625 Households Assisted Tenant-based rental assistance / Rapid Rehousing: 1025 Households Assisted Homeless Person Overnight Shelter: 5500 Persons Assisted Homelessness Prevention: 3925 Persons Assisted Housing for Homeless added: 165 Household Housing Unit HIV/AIDS Housing Operations: 325 Household Housing Unit Other: 25 Other
---	---------------------------------	------	------	---	-----------------------------	--	---	--

Sort Order	Goal Name	Start Year	End Year	Category	Geographic Area	Needs Addressed	Funding	Goal Outcome Indicator
8	Add to affordable rental housing stock	2016	2020	Affordable Housing Public Housing Homeless	Citywide	Increasing the supply of affordable rental housing	CDBG: \$500,000	Rental units constructed: 500 Household Housing Unit

Table 57 – Goals Summary

Goal Descriptions

1	Goal Name	Improve current housing stock
	Goal Description	Richmond has an older housing stock, much of it more than 50 years old. Maintaining housing in good condition can sometimes be problematic, particularly for the elderly. The City will assist with repair of major structural elements, such as roofs and plumbing, to keep housing livable.
2	Goal Name	De-concentrate public housing
	Goal Description	Public housing is a critically important part of Richmond’s housing market. However, its concentration in limited areas of the City reduces economic opportunities available to residents and places a heavy burden on the services and facilities that support it. The City and the Richmond Redevelopment and Housing Authority will seek to more fully integrate public housing into the larger community while simultaneously upgrading and modernizing the housing stock.
3	Goal Name	Reduce neighborhood blight
	Goal Description	There are a significant number of vacant and boarded buildings in the city. Many are blighting influences on adjacent properties. The City will aggressively pursue options to encourage action on these properties, preferably reinvestment to maintain the neighborhood fabric and housing choices.

4	Goal Name	Business development and job creation
	Goal Description	The City provides tools and incentives to encourage business growth and new business formation. Incentives include market analysis, façade improvements, rehabilitation loans, and access to business capital. Growing businesses and job creation are key elements of the City’s anti-poverty strategy.
5	Goal Name	Increase homeownership
	Goal Description	The City seeks to have a balance of affordable rental and homeownership opportunities within its neighborhoods. It encourages mixed- income neighborhoods as means to provide opportunities for all and reduce economic isolation of any of its residents. The City will pursue a full range of residential options as a key strategy for sustaining attractive, viable neighborhoods.
6	Goal Name	Fair housing
	Goal Description	Richmond has completed its latest Analysis of Impediments to Fair Housing. This document will be used to develop the course of action in the upcoming year.
7	Goal Name	Assist Special Needs population
	Goal Description	The City will provide supportive services for the homeless, persons living with HIV/AIDS, and Special Needs populations. These services include case management, counseling, financial assistance with housing, shelters, transitional housing, rapid re-housing, and permanent supportive housing.
8	Goal Name	Add to affordable rental housing stock
	Goal Description	Data supports the need for quality affordable rental housing in the city. The City will strongly encourage the rehabilitation and maintenance of its existing rental stock. In addition, it will support the addition of new rental housing, particularly which can serve households in the 0% to 50% of median family income range.

Estimate the number of extremely low-income, low-income, and moderate-income families to whom the jurisdiction will provide affordable housing as defined by HOME 91.315(b)(2)

The city plans to provide 266 either new or rehabilitated housing units to low/moderate income households in FY 2016-2017.

SP-50 Public Housing Accessibility and Involvement – 91.215(c)

Need to Increase the Number of Accessible Units (if Required by a Section 504 Voluntary Compliance Agreement)

Not applicable.

Activities to Increase Resident Involvements

RRHA continues to stress the importance of resident involvement in the community life. Each community has an active Tenant Council which works with management to address issues and plan for the future. Resident involvement in crime prevention efforts is also encouraged and RRHA works to encourage residents to participate in training, community forums, and action committees, and be supportive of law enforcement in their communities.

The Resident Services Department of RRHA provides information, referral services and programs that promote self-sufficiency among residents. Focusing on total well-being, the department employs a holistic approach and provides programs for individuals, families, youth, and the elderly. The program activities and services offered support positive lifestyle changes while promoting personal and economic independence for public housing residents.

For individuals and families, the Family Self-Sufficiency Program (FSSP) includes assessment of needs, planning, goal setting, resource referrals and case management services. RRHA sponsors GED classes held on site in public housing family communities and also offers assistance with classes offsite. For 20 years, the RRHA Tomorrow's Promise Scholarship program has enabled residents to pursue scholastic goals in various college, university and continued education settings. For youth, RRHA coordinates with partners to offer non-traditional sports and activities such as: STEM clubs, cycling, boxing, golf, soccer, and tennis. For elderly residents, social, educational, safety, and life enrichment activities are offered to keep residents healthy and active.

RRHA has enacted the following discretionary policies to enhance economic and social self-sufficiency and participation in homeownership programs.

- Preferences for families working or engaging in training or education programs for non-housing programs operated or coordinated by the PHA.
- Preference/eligibility for Section 8 homeownership option participation.
- Preference/eligibility for public housing homeownership option participation.

Is the public housing agency designated as troubled under 24 CFR part 902?

No

Plan to remove the 'troubled' designation

Not applicable.

SP-55 Barriers to affordable housing – 91.215(h)

Barriers to Affordable Housing

See MA-40.

Strategy to Remove or Ameliorate the Barriers to Affordable Housing

The City will utilize City incentives, the Housing Trust Fund, and the sale of tax delinquent properties and discounted sale of surplus properties owned by the City and RRHA to parties committed to the development of affordable housing as tools for increasing the pool of quality, affordable housing in Richmond:

- The City will continue to use the very successful Tax Abatement Incentive Program as a mechanism to improve the affordability of owner-occupied housing as well as rental housing.
- The City will continue to support the use of Low-income Housing Tax Credits for rehabilitating and developing affordable housing units.
- The City's Affordable Housing Trust Fund will be capitalized through a dedicated funding stream and as other local and state resources become available, thus making funds available to incentivize the rehabilitation and development of affordable housing units.
- The City and RRHA will seek to sell at a discount surplus properties and those acquired by tax sale, allowing residents and for-profit and non-profit developers to develop/redevelop the properties, including in the deed transfers, restrictions that affordable housing units be a part of any rehabilitation or new construction.
- As the Mayor's Anti-Poverty Commission's recommendations are developed more specifically, the lack of a regional public transportation network will be pushed as a need for priority action.

SP-60 Homelessness Strategy – 91.215(d)

Reaching out to homeless persons (especially unsheltered persons) and assessing their individual needs

Virginia Supportive Housing has received a SAMHSA CABHI grant and has developed an outreach consortium. This group does outreach to people experiencing homelessness and screens people for medical vulnerability. Clients who are chronically homeless and medically vulnerable are prioritized for Permanent Supportive Housing. This coordinated outreach to people living on the streets has helped our community move hundreds of people into permanent housing over the past few years. The implementation of a SOAR (SSI/SSDI Outreach, Access, and Recovery) Initiative in Richmond has also helped many people access income that can be used for housing.

Addressing the emergency and transitional housing needs of homeless persons

The Greater Richmond Continuum of Care works with emergency shelter providers to assist them in making sure that their programs are increasingly housing-focused, also reducing barriers to entry by eliminating exclusive shelter policies. Transitional housing resources still available in the Greater Richmond CoC, and are targeted to those in a life-stage transition.

Helping homeless persons (especially chronically homeless individuals and families, families with children, veterans and their families, and unaccompanied youth) make the transition to permanent housing and independent living, including shortening the period of time that individuals and families experience homelessness, facilitating access for homeless individuals and families to affordable housing units, and preventing individuals and families who were recently homeless from becoming homeless again.

The Greater Richmond CoC Coordinated Access Committee began its work in 2014 to enhance our coordinated access and assessments systems to prioritize rapid re-housing and to decrease the number of homeless households. The State of Virginia's funding for homeless services also increasingly prioritizes rapid re-housing programs; and our CoC is also working to ensure that CoC-funded agencies are trained to implement rapid rehousing.

Help low-income individuals and families avoid becoming homeless, especially extremely low-income individuals and families who are likely to become homeless after being discharged from a publicly funded institution or system of care, or who are receiving assistance from public and private agencies that address housing, health, social services, employment, education or youth needs

Prevention is one of the five goals identified in the Greater Richmond Continuum of Care's Ten Year Plan. Prevention and diversion are being addressed by the CoC's Coordinated Access Committee. CoC-funded rapid re-housing programs work with ESG-funded providers to conduct screening for prevention. State-funded prevention programs used HMIS to record data on clients served. Commonwealth Catholic Charities, City of Richmond Dept. of Social Services, Area Congregations Together in Service (ACTS), and the Salvation Army and others offer prevention services. Virginia 211 provides information on available resources to all callers.

SP-65 Lead based paint Hazards – 91.215(i)

Actions to address LBP hazards and increase access to housing without LBP hazards

The City of Richmond will reduce LBP hazards through its housing activities that involve new construction, rehabilitation of existing owner occupied structures and structures for sale/lease using lead safe work practices, code enforcement, lead paint/healthy homes education to homeowners, renters and landlords. The City will also continue to work with the Richmond City Health District and other partners in obtaining a Lead Based Paint Hazard Reduction Grant in order to reduce the number of housing units with lead paint hazards. Furthermore, to promote affordable and lead-safe housing, the City will support strategies that will increase safe and healthy housing availability and affordable choices.

How are the actions listed above related to the extent of lead poisoning and hazards?

The majority of the City's housing district was built prior to 1978, these houses are also in some of the lowest income and deteriorated neighborhoods. By rehabilitating, demolishing and building new houses in these areas along with education of the residents in areas with the highest elevated blood lead levels, the City hopes to reduce the number of lead poisoned children 6 years and younger. In addition, the City is actively promoting the EPA Repair, Renovation, and Painting (RRP) rule.

How are the actions listed above integrated into housing policies and procedures?

The City requires all of its housing providers to follow Federal, State, and City Lead Paint Regulations to ensure that lead hazards are eliminated and that lead hazards are not generated while residential properties are being renovated, repaired, or painted.

The Richmond City Health District (RCHD) has the delegated authority to carry out lead paint inspection and risk assessment of properties that are occupied or frequently visited by young children. Furthermore, the RCHD has the delegated authority to carry out lead building code (Section 310.1 of the Virginia Maintenance Code (VMC) 2009 as amended, and adopted by the City of Richmond Code Section 14-1) compliance and enforcement activities. The City's Construction and Building Permit has embarked on incorporating EPA Repair, Renovation, and Painting (RRP) certification acknowledgement in its construction and building permit application in order to promote lead-safe renovation, repair, or painting performed by various construction trade contractors.

SP-70 Anti-Poverty Strategy – 91.215(j)

Jurisdiction Goals, Programs and Policies for reducing the number of Poverty-Level Families

The Mayor's Anti-Poverty Commission Report released in January 2013, makes five major policy recommendations for reducing the number of poverty-level families in Richmond. These recommendations were chosen for their high impact and because their implementation is within the scope and ability of the City. The goals and recommendations in the plan are:

I. Education and Workforce Development

A. Recommendation One: Strengthen the Birth/Pre-K - 12 Educational & Developmental Pipeline

- Building on Smart Beginnings and the City Early Childhood Initiative: Increase investments in programs such as quality home-visiting for pre- and post-natal care and education which could address the gap between recent capacities to serve 300 to 400 families despite an estimated 1700 families which would qualify or benefit from these services.
- Increased investment to improve the quality of child care through the Star Quality initiative.
- Enhancement of the early (child care, pre-school, and elementary year) educational pipeline to ensure basic reading and math literacy, ongoing assessment of needs and intervention for young children who fail to meet early educational benchmarks using proven or promising programs (e.g., Hubbard Street).
- Enhancement of the (child care, pre-school, and elementary) educational resources to strengthen STEM-relevant education and the sets of "survival skills" and core competencies that are anticipated for the next generation of adults. (See work by the Partnership on 21st Century Skills).
- Development/expansion of a "Promise" Scholarship (similar to the "Kalamazoo Promise") that would ensure Richmond Public School students who meet academic standards a guaranteed scholarship to a state institution of higher education.

B. Recommendation Two: Youth, Disconnected Youth & Young Adults

- Establishing pathways that capture youth and adults who lack the basic literacy required for existing educational programs (e.g., Performance Learning Centers and Middle College) and track their access to adult literacy programming; explore opportunities to expand capacity and quality of relevant core literacy supports (e.g., using local college students to staff expanded tutoring resources).
- Expanding youth access to the most current, up-to-date, and emergent technical and vocational training based on explicit linkages between regional industry and vocational training resources.
- Expanding the capacity, curriculum and year-round nature of the Mayor's Youth Academy to create explicit employment pipelines (e.g., summer jobs, internships that lead to specific training opportunities and future employment).
- Supporting exploration and pursuit of proven and innovative job training opportunities in Richmond (e.g., Youth Job Corps and Manchester/Bidwell) in collaboration with City Council's Career and Technical Education Commission.

C. Recommendation Three: Reaching Unemployed Adults

- Establishing ongoing infrastructure that links education and workforce training resources with business leaders to support the "agility" of training to meet workforce demands. This body would assist in identifying time specific workforce needs (e.g., what type and how many low-skilled jobs do they anticipate? When, relative to the economic recovery do they anticipate these jobs being available?) This might be accomplished or supported by the creation of an ongoing commission comprised of industry leaders - those who have vacant positions and are in need of employees with a bridge-able skill deficiency - and leaders of skills-gap programs. The members of the commission would be charged with creating a Richmond-specific definition of the skills gap and work toward fine tuning existing programs aimed at addressing the skills gap in Richmond.

- Establish a centralized inventory or database of available local and regional education and workforce development resources, including an examination of the relevant program capacity and indices of success.
- Strengthen awareness of, access to and capacity of effective education and workforce development resources. This might be supported through the creation of a one-stop workforce development center for the City coordinated by the Mayor's office. Currently, there are multiple entry points to the different services, requiring citizens to know where to find and access various services and then go to each of them. Under this proposal, access to the services would be provided through a single location so that citizens may go to one place and have access to multiple programs and information.
- Examine opportunities, via collaboration and reallocation, to use existing (e.g., social service, public education, Housing Authority) to develop and implement comprehensive and integrated 'self-sufficiency' models of workforce education training and service coordination.- Consider the development of "interim strategies" that may engage unemployed worker in productive activity until there is a recovery in available jobs. This might be based on a "Time Bank" model or the development of a Richmond Volunteer or Conservation Corps.

II. Job Creation

A. Recommendation One: Targeted and Coordinated Recruitment of Businesses Using City Resources and Real Estate

- Recruit primary businesses in industries that can provide good jobs accessible to low-income Richmond residents: logistics, fulfillment & distribution companies; advance manufacturing companies; health services, and call centers. These industries were highlighted by the committee because they met two essential criteria: 1) The industry must be in a growth sector that capitalizes on global economic trends and Richmond's potential to provide a competitive advantage; 2) The industry must provide substantive job opportunities for the target population - those that provide jobs requiring relatively short-term training or certification, provide wages that do not further exacerbate the condition of the working poor, and provide the opportunity for career growth and advancement.
- The City should provide competitive incentives and targeted training to secure businesses in these sectors.

- Mixed use redevelopment of the Commerce Road Corridor, including Port area targeted business recruitment deploying the Port Strategic Plan involving coordinated recruitment of targeted tenants, space development, and addressing infrastructure needs for successful development. Redevelopment of the Richmond Port is a priority because it intersects with key tenets of the anti-poverty initiative: 1) Creation of jobs in the logistics and transportation industry; 2) A location in close proximity to a major concentration of poverty on the South and to the East of downtown, including most immediately Hillside Court; 3) Potential large number of jobs created.
- Establish a City/Business Economic Development Opportunity Fund. This Fund can be used to recruit new businesses in targeted industries to the City and would allow the City to be more competitive in "closing the deal." It is proposed that the Fund be capitalized annually at \$500,000; unspent funds should carry over into the next year.

B. Recommendation Two: Create Transitional Employment Opportunities

- Market and implement expanded Career Pathways through the "Richmond Pipeline," partnering with City Workforce Development and specific employers with specific job needs. This full cycle initiative provides pre- employment training, skill building, applicant screening, on-ramp transitional support, and post-employment support systems.

C. Recommendation Three: Make It Easier to Conduct Business or Hire Those in Poverty

- Establish a Business Support Service Center of City government (permitting, zoning, licenses, economic development) all at a single location; including a Hotline and Website that connects employers that have job opportunities with available workers (specifically those in poverty).

III. Transportation and Regionalism

A. Recommendation One: Extend Public Transportation Service in the Region in Order to Connect Low-Income People Needing Jobs to Major Employers

- Trunk line service along Routes 1, 60, 360, and 250 to the 288/295 Beltways.
- Airport Express.
- Implement rapid, frequent Bus Rapid Transit (BRT), light rail, or BRT-style trunk line service.
- Feeder and cross-country lines connecting to trunk line service.

- After hours buses for midnight transportation (San Antonio model).
- Shuttles to major employers more than 1/4 mile from trunk line.

B. Recommendation Two: Enhance Existing Car Ownership Programs

- Currently two programs within the City Department of Social Services provide low-income individuals with vehicles.
- To qualify, individuals must be participating in the Virginia Initiative for Employment not Welfare (VIEW).

IV. Policy & Legislation

A. Recommendation One: Make Work Pay

- Make the state earned Income Tax Credit refundable.
- Reform Unemployment Insurance to expand access.
- Enact a Living Wage Ordinance in the City of Richmond covering municipal employees and contractor employees.

B. Recommendation Two: Strengthen and Make More Effective the Safety Net

- Expand access to the Supplementary Nutrition Assistance Program (SNAP).
- Increase Temporary Assistance to Needy Families (TANF) benefit levels.
- Effectively implement the Affordable Care Act.
- Expand enrollment of eligible City residents in existing programs through improved outreach.

C. Recommendation Three: Remove Barriers to Escaping Poverty and Strengthening Low-Income Households and Families

- Make it easier for ex-offenders to expunge the "felon" label; take related steps to mitigate lifetime consequences of incarceration that inhibit successful employment and family formation.
- Develop and implement to the degree feasible alternatives to incarceration, particularly for non-violent offenders.
- Engage in proactive outreach to "disconnected youth" (young people not in school and not employed) in the City.

- Make (where feasible) means-tested benefits available to two parent families.
- Encourage community-based and faith-based efforts to strengthen fatherhood and promote healthy, strong relationships between parents and children.

V. Unique, Healthy & Inclusive Communities

A. Recommendation One: Development of a Comprehensive Citywide Housing Plan

- There should be an "inclusive" planning process that is not top-down.
- The plan should be developed with a sense of trust between planners, the City, developers, and residents.
- It should include the adoption of an eviction prevention plan to reduce evictions from subsidized housing.
- It should include the evaluation and implementation of creative strategies to create civic engagement and a sense of neighborhood within communities and publicly-assisted housing.

B. Recommendation Two: Redevelopment of Current Public Housing Stock Utilizing a Public Policy Strategy that Does not Displace Low-Income Residents

- Redevelopment of current housing stock should not lead to a net loss of public housing units. Offering Section 8 vouchers to displaced residents while reducing the net number of housing units is not acceptable, because it decreases the supply of affordable housing in the City. It is also unlikely to produce deconcentration of poverty as vouchers are generally only accepted by landlords in high-poverty areas.
- Successful redevelopment requires comprehensive, holistic human services that enable residents to create the capabilities they need to thrive in the new communities. Residents should be involved from the outset in shaping redevelopment plans and treated as equal partners, and a strong emphasis should be placed on leveraging redevelopment to create expanded job opportunities for residents.
- RRHA and the City must continue to pursue improvements to recreational areas, public spaces, customer service, access to employment services, and other matters

impacting the everyday quality-of-life in public housing communities.

VI. Asset Building

A. Recommendation One: Financial Literacy Education

- Provide Financial Literacy Education at public housing projects as an alternative to evictions for non-payment of rent and provide incentives to participate.
- Provide Financial Literacy Education to the Hispanic Community through the Office of Multicultural Affairs, financial institutions, private entities, and private nonprofit organizations.

B. Recommendation Two: Promote the Use of Individual Development Accounts (IDA)

- Increase IDA participation by residents of public housing (via RRHA and existing IDA intermediaries).
- Create an Alternative to the IDA for the Hispanic Community (via the Office of Multicultural Affairs, financial institutions, and private entities).

C. Recommendation Three: Bank On Program

- Create a Bank On program targeted to Richmond households who are under-banked (via the Mayor's Office, National League of Cities, Federal Reserve Bank, United Way, other financial institutions).

How are the Jurisdiction poverty reducing goals, programs, and policies coordinated with this affordable housing plan

The poverty reducing goals, programs, and policies of the Mayor's Anti-Poverty Commission Report place a high emphasis on raising household incomes through workforce development; education for residents in poverty; economic development; job creation; and access to employment. These goals, programs, and policies will address a major issue identified through the affordable housing plan – the high percentage of low-income and severely cost-burdened households in the City.

In addition, the affordable housing plan addresses the need for the redevelopment of the existing public housing stock. Specifically, the City and the RRHA will work together with

residents of Creighton Court in the creation and implementation of a redevelopment plan for the community. In accordance with the Anti-Poverty Report, redevelopment should not result in a net loss of public housing units and should ensure the availability of needed human services to public housing residents.

SP-80 Monitoring – 91.230

Describe the standards and procedures that the jurisdiction will use to monitor activities carried out in furtherance of the plan and will use to ensure long-term compliance with requirements of the programs involved, including minority business outreach and the comprehensive planning requirements

The City of Richmond will distribute its Procedures Manual and will provide training to new program participants on program procedures and requirements, to ensure long-term compliance with program requirements and comprehensive planning requirements, at the beginning of the new fiscal year.

The City's Department of Economic and Community Development, Division of Neighborhood Revitalization, will contract with subrecipients, and will be responsible for the reporting and monitoring the compliance of all agencies and subrecipients using CDBG, HOME, ESG and HOPWA funds in accordance with HUD's regulations.

Risk-Based Monitoring reviews are conducted on all contracts receiving federal funds. Higher priority is given to those agencies receiving first-time federal funding for programs, on agencies receiving substantial amounts of funding, and on problem agencies. Remaining programs are evaluated to determine when monitoring will be conducted. Every reasonable effort is made to examine an agency at least once during a twenty-four (24) month period. Construction projects are monitored through the completion of the project.

Reporting Requirements. Each contract will contain a detailed item plan that outlines the goals and objectives against which the subrecipient's performance will be measured. The subrecipient shall provide the Department of Economic and Community Development with a quarterly report on the status of each activity as agreed to in the contract. Annually, the Department of Economic and Community Development shall prepare a comprehensive Consolidated Annual Performance Report (CAPER) to be submitted to HUD. This report shall include progress on major objectives of each contract as well as problems encountered that have hindered such progress.

Performance Monitoring. The Neighborhood Revitalization Division shall be responsible for monitoring the performance of each grantee under the terms of the contract and Letters of Agreement. Each program will be reviewed for compliance or non-compliance with applicable Consolidated Plan regulations, executive orders, labor standards, Equal Employment Opportunity, Section 3, environmental, and other 504 federal requirements. Monitoring will be accomplished through bi-annual on-site visits, analysis of quarterly reports, review of

subcontracts and bid documents, employee interviews, pre-construction conference, and review of activities in relation to the provisions of the Davis-Bacon Act and Wage procedures.

Performance monitoring includes Client/Project Eligibility Reviews, Matching Funds Requirements, Property Management Monitoring, Personnel Standards, Fraud, Abuse, and Compliance Reviews.

Minority Participation. The City of Richmond encourages minority participation in all contracts through the following City policies:

- The City has an automated system for identifying and maintaining an inventory of certified minority business enterprises (MBEs) and women's business enterprises (WBEs), their capabilities, services, supplies, and/or products.
- The City uses the local media, electronic and print, to market and promote contract and business opportunities. Further, it utilizes the Black Pages and Metropolitan Business League, attends Minority Development Fairs, and is a member/corporate sponsor of the Virginia Regional Minority Supplier Development Council.
- As part of any invitation to bid, the City develops informational and documentary materials (fact sheets, program guides, procurement forecasts, etc.) on contract/subcontract opportunities for MBEs and WBEs.
- All City procurement packages include a Minority Business/Participation Commitment Form.
- The City, in cooperation with the Virginia Regional Minority Supply Development Council and the Metropolitan Business League, sponsors business-related meetings, conferences and seminars.
- The City's Purchasing Office maintains centralized records with statistical data on the use and participation of MBEs and WBEs as contractors/subcontractors in all HUD-assisted program contracting activities.
- The City has designed its system to use all available and appropriate public and private sector resources.

Additionally, all subrecipients must take every feasible effort to contact minority-owned and

women-owned business enterprises to respond to invitations to bid. All subrecipients must submit a minority business report to document the number of minority- and woman-owned businesses that worked on HUD funded projects.

Annual Action Plan

Expected Resources

AP-15 Expected Resources – 91.220(c)(1,2)

Introduction

The Program Year 2016-2017 amended budget is the funding allocation based on the four federal funds: CDBG, HOME, ESG, and HOPWA. The

funding for each of the four categories for Program Year 2016-2017 is as follows:

- CDBG-\$4,839,336
- HOME-\$1,096,458
- ESG-\$400,445
- HOPWA-\$948,475

Anticipated Resources

Program	Source of Funds	Uses of Funds	Expected Amount Available Year 1				Expected Amount Available Reminder of ConPlan \$	Narrative Description
			Annual Allocation: \$	Program Income: \$	Prior Year Resources: \$	Total: \$		
CDBG	public - federal	Acquisition Admin and Planning Economic Development Housing Public Improvements Public Services	4,082,806	376,765	379,765	4,839,336	16,331,224	Provide home ownership through sales and lease-purchase by rehabilitating existing vacant homes and new construction. Provide down payment assistance to low- and moderate- income (LMI) households. Provide rehabilitation to existing owner-occupied housing of LMI residents. Provide job opportunities through economic development and public services to low-mod households. General grant administration for CDBG, HOME, ESG, and HOPWA programs.

Program	Source of Funds	Uses of Funds	Expected Amount Available Year 1				Expected Amount Available Reminder of ConPlan \$	Narrative Description
			Annual Allocation: \$	Program Income: \$	Prior Year Resources: \$	Total: \$		
HOME	public - federal	Acquisition Homebuyer assistance Homeowner rehab Multifamily rental new construction Multifamily rental rehab New construction for ownership TBRA	1,096,458	0	0	1,096,458	4,385,832	Provide home ownership through sales and lease-purchase by rehabilitating existing vacant homes and new construction. Provide down-payment assistance to LMI households. Provide rehabilitation to existing owner-occupied housing of LMI residents. General grant administration for HOME program.

Program	Source of Funds	Uses of Funds	Expected Amount Available Year 1				Expected Amount Available Reminder of ConPlan \$	Narrative Description
			Annual Allocation: \$	Program Income: \$	Prior Year Resources: \$	Total: \$		
HOPWA	public - federal	Permanent housing in facilities Permanent housing placement Short term or transitional housing facilities STRMU Supportive services TBRA	813,475	0	135,000	948,475	3,253,900	Provide housing assistance through the use of permanent housing facilities, TBRA, STRMU, and case management to LMI households with HIV/AIDS. General program administration for HOPWA program.

Program	Source of Funds	Uses of Funds	Expected Amount Available Year 1				Expected Amount Available Reminder of ConPlan \$	Narrative Description
			Annual Allocation: \$	Program Income: \$	Prior Year Resources: \$	Total: \$		
ESG	public - federal	Conversion and rehab for transitional housing Financial Assistance Overnight shelter Rapid re-housing (rental assistance) Rental Assistance Services Transitional housing	375,498	0	24,947	400,445	1,501,992	Provide overnight shelter, rapid re-housing assistance, and financial assistance for homelessness prevention. Data collection. General grant administration for ESG program.
Continuum of Care	public - federal	Rental Assistance Services	50,000	0	0	50,000	200,000	VSH will leverage existing resources allocated to the community to serve the target population.

Program	Source of Funds	Uses of Funds	Expected Amount Available Year 1				Expected Amount Available Reminder of ConPlan \$	Narrative Description
			Annual Allocation: \$	Program Income: \$	Prior Year Resources: \$	Total: \$		
General Fund	public - local	Acquisition Admin and Planning Economic Development Financial Assistance Homebuyer assistance Housing New construction for ownership Public Services Services	798,437	0	0	798,437	0	Subrecipients will use general fund money for match and leverage to complete projects.
Supportive Housing Program	public - federal	Permanent housing in facilities	0	0	0	0	0	Subrecipients will use supportive housing program funds to support facility based housing for people with HIV/AIDS.

Other	private	Acquisition Admin and Planning Homebuyer assistance Housing New construction for ownership Overnight shelter Permanent housing in facilities Permanent housing placement Rapid re- housing (rental assistance) Rental Assistance Services Short term or transitional housing facilities STRMU Supportive	22,323,813	0	0	22,323,813	0	Subrecipients will use private funds to match and leverage to complete projects.
-------	---------	--	------------	---	---	------------	---	--

Program	Source of Funds	Uses of Funds	Expected Amount Available Year 1				Expected Amount Available Reminder of ConPlan \$	Narrative Description
			Annual Allocation: \$	Program Income: \$	Prior Year Resources: \$	Total: \$		
		services TBRA Transitional housing						
Other ESG Match	private	Financial Assistance Overnight shelter Rapid re-housing (rental assistance) Supportive services Other	400,445	0	0	400,445	0	Subrecipients will use ESG match to provide financial assistance, overnight shelter, rapid rehousing, and data collection.
Other	public - state	Homebuyer assistance Homeowner rehab STRMU Supportive services	1,235,100	0	0	1,235,100	0	Subrecipients will use state matching funds for owner-occupied housing rehab and housing counseling services.

Table 58 - Expected Resources – Priority Table

Explain how federal funds will leverage those additional resources (private, state and local funds), including a description of how matching requirements will be satisfied

The City will meet its federal match requirements through a combination of private matching resources (such as United Way), other federal funds, and state and local government funding. The City will leverage general funds, continuum of care funds, ESG match funds, private funds, and state funds to meet the needs of the CDBG, HOME, HOPWA, and ESG programs.

If appropriate, describe publically owned land or property located within the jurisdiction that may be used to address the needs identified in the plan

N/A

Discussion

The CDBG funding allocation in the amended Annual Action Plan for Program Year 2016-2017 has an increase of \$556,530, which is the results of the increases of \$281,230 prior year surplus and \$275,300 program income. The ESG funding allocation in the amended Annual Action Plan for Program Year 2016-2017 has an increase of \$24,947, which is the result of the prior year surplus. The HOPWA funding allocation in the amended Annual Action Plan for Program Year 2016-2017 has an increase of \$135,000, which is the result of the prior year surplus.

City will continue to work diligently to leverage enough resources to meet its housing, social services, and community development needs.

Annual Goals and Objectives

AP-20 Annual Goals and Objectives

Goals Summary Information

Sort Order	Goal Name	Start Year	End Year	Category	Geographic Area	Needs Addressed	Funding	Goal Outcome Indicator
1	Improve current housing stock	2016	2020	Affordable Housing	Highland Park Southern Tip Corridor Citywide Church Hill - Central Corridor	Creating sustainable neighborhoods Managing grant funds efficiently and effectively	CDBG: \$968,530 HOME: \$86,458 General Fund: \$230,400 Private: \$516,225 State of Virginia: \$156,415	Public service activities other than Low/Moderate Income Housing Benefit: 600 Persons Assisted Homeowner Housing Rehabilitated: 54 Household Housing Unit Other: 100 Other

2	De-concentrate public housing	2016	2020	Public Housing	Hull Street - Lower Corridor East End - Nine Mile Road Corridor East End - Eastview Corridor Brookland Park Boulevard Corridor Broad Street Downtown Corridor Hull Street - Swansboro Corridor Jefferson Davis - Blackwell Corridor Jefferson Davis - Bellemeade Corridor Highland Park Southern Tip	Creating sustainable neighborhoods Reducing poverty & enhancing economic opportunity	CDBG: \$0	Other: 0 Other
---	-------------------------------	------	------	----------------	--	---	-----------	----------------

Sort Order	Goal Name	Start Year	End Year	Category	Geographic Area	Needs Addressed	Funding	Goal Outcome Indicator
					Corridor North Jackson Ward Corridor Citywide Carver - Newtowne West Corridor Church Hill - Central Corridor			

3	Reduce neighborhood blight	2016	2020	Affordable Housing Non-Housing Community Development	Hull Street - Lower Corridor East End - Nine Mile Road Corridor East End - Eastview Corridor Brookland Park Boulevard Corridor Broad Street Downtown Corridor Hull Street - Swansboro Corridor Jefferson Davis - Blackwell Corridor Jefferson Davis - Bellemeade Corridor Highland Park Southern Tip	Creating sustainable neighborhoods	CDBG: \$131,418	Housing Code Enforcement/Foreclosed Property Care: 5000 Household Housing Unit
---	----------------------------	------	------	--	--	------------------------------------	-----------------	--

Sort Order	Goal Name	Start Year	End Year	Category	Geographic Area	Needs Addressed	Funding	Goal Outcome Indicator
					Corridor North Jackson Ward Corridor Citywide Carver - Newtowne West Corridor Church Hill - Central Corridor			
4	Business development and job creation	2016	2020	Non-Housing Community Development	Citywide	Creating sustainable neighborhoods Reducing poverty & enhancing economic opportunity	CDBG: \$640,000 General Fund: \$200,000 Private: \$58,502	Public service activities other than Low/Moderate Income Housing Benefit: 20 Persons Assisted Jobs created/retained: 150 Jobs Businesses assisted: 11 Businesses Assisted Other: 1 Other

5	Increase homeownership	2016	2020	Affordable Housing	Hull Street - Lower Corridor East End - Nine Mile Road Corridor East End - Eastview Corridor Brookland Park Boulevard Corridor Broad Street Downtown Corridor Hull Street - Swansboro Corridor Jefferson Davis - Blackwell Corridor Jefferson Davis - Bellemeade Corridor Highland Park Southern Tip	Addressing housing needs of Special Needs pop Creating sustainable neighborhoods Ending homelessness Improving health outcomes in the city Increasing the supply of affordable rental housing Managing grant funds efficiently and effectively Reducing poverty & enhancing economic opportunity	CDBG: \$2,559,388 HOME: \$1,010,000 General Fund: \$272,000 Private: \$4,623,110 State of Virginia: \$719,543	Public service activities for Low/Moderate Income Housing Benefit: 42050 Households Assisted Homeowner Housing Added: 110 Household Housing Unit Direct Financial Assistance to Homebuyers: 43 Households Assisted Other: 4 Other
---	------------------------	------	------	--------------------	--	--	---	--

Sort Order	Goal Name	Start Year	End Year	Category	Geographic Area	Needs Addressed	Funding	Goal Outcome Indicator
					Corridor North Jackson Ward Corridor Citywide Carver - Newtowne West Corridor Church Hill - Central Corridor			

6	Fair housing	2016	2020	Affordable Housing	Hull Street - Lower Corridor East End - Nine Mile Road Corridor East End - Eastview Corridor Brookland Park Boulevard Corridor Broad Street Downtown Corridor Hull Street - Swansboro Corridor Jefferson Davis - Blackwell Corridor Jefferson Davis - Bellemeade Corridor Highland Park Southern Tip	Creating sustainable neighborhoods	CDBG: \$20,000	Public service activities other than Low/Moderate Income Housing Benefit: 0 Persons Assisted Other: 275 Other
---	--------------	------	------	--------------------	--	------------------------------------	----------------	--

Sort Order	Goal Name	Start Year	End Year	Category	Geographic Area	Needs Addressed	Funding	Goal Outcome Indicator
					Corridor North Jackson Ward Corridor Citywide Carver - Newtowne West Corridor Church Hill - Central Corridor			

Sort Order	Goal Name	Start Year	End Year	Category	Geographic Area	Needs Addressed	Funding	Goal Outcome Indicator
7	Assist Special Needs population	2016	2020	Homeless Non-Homeless Special Needs	Citywide Richmond MSA	Addressing housing needs of Special Needs pop Ending homelessness Managing grant funds efficiently and effectively	CDBG: \$420,000 HOPWA: \$948,475 ESG: \$400,445 Continuum of Care: \$50,000 General Fund: \$96,037 ESG Match: \$400,445 Private: \$17,125,976 State of Virginia: \$359,142	Public service activities other than Low/Moderate Income Housing Benefit: 30 Persons Assisted Public service activities for Low/Moderate Income Housing Benefit: 125 Households Assisted Tenant-based rental assistance / Rapid Rehousing: 205 Households Assisted Homeless Person Overnight Shelter: 1100 Persons Assisted Homelessness Prevention: 785 Persons Assisted Housing for Homeless added: 33 Household Housing Unit HIV/AIDS Housing Operations: 65 Household Housing Unit Other: 5 Other
8	Add to affordable rental housing stock	2016	2020	Affordable Housing Public Housing Homeless	Citywide	Increasing the supply of affordable rental housing	CDBG: \$100,000	Rental units constructed: 102 Household Housing Unit

Table 59 – Goals Summary

Goal Descriptions

1	Goal Name	Improve current housing stock
	Goal Description	Richmond has an older housing stock, much of it more than 50 years old. Maintaining housing in good condition can sometimes be problematic, particularly for the elderly. The City assists with repair of major structural elements, such as roofs and plumbing, to keep housing livable.
2	Goal Name	De-concentrate public housing
	Goal Description	Public housing is a critically important part of Richmond’s housing market. However, its concentration in limited areas of the City reduces economic opportunities available to residents and places a heavy burden on the services and facilities that support it. The City and the Richmond Redevelopment and Housing Authority seek to more fully integrate public housing into the larger community while simultaneously upgrading and modernizing the housing stock.
3	Goal Name	Reduce neighborhood blight
	Goal Description	There are a significant number of vacant and boarded buildings in the city. Many of these buildings are blighting influences on adjacent properties. The City is aggressively pursuing options to encourage action on these properties, preferably reinvestment to maintain the neighborhood fabric and housing choices.
4	Goal Name	Business development and job creation
	Goal Description	The City provides tools and incentives to encourage business growth and new business formation. Incentives include market analysis, façade improvements, rehabilitation loans, and access to business capital. Growing businesses and job creation are key elements of the City’s anti-poverty strategy.
5	Goal Name	Increase homeownership
	Goal Description	The City seeks to have a balance of affordable rental and homeownership opportunities within its neighborhoods. It encourages mixed- income neighborhoods as means to provide opportunities for all and reduce economic isolation of any of its residents. A full range of residential options is believed to be key to sustaining attractive viable neighborhoods.

6	Goal Name	Fair housing
	Goal Description	Richmond has completed its latest Analysis of Impediments to Fair Housing soon. This document will be used to develop the course of action in the upcoming year.
7	Goal Name	Assist Special Needs population
	Goal Description	The City will provide supportive services for the homeless, persons living with HIV/AIDS, and Special Needs populations. These services include case management, counseling, financial assistance with housing, shelters, transitional housing, rapid re-housing, and permanent supportive housing.
8	Goal Name	Add to affordable rental housing stock
	Goal Description	Data supports the need for quality affordable rental housing in the city. The City will strongly encourage the rehabilitation and maintenance of its existing rental stock. In addition, it will support the addition of new rental housing, particularly which can serve households in the 0% to 50% of median family income range.

Projects

AP-35 Projects – 91.220(d)

Introduction

There are 48 projects funded by the federal CDBG, HOME, ESG, and HOPWA programs in FY 2016-2017. The CDBG program funding is \$4,839,336 (including \$756,530 carryover and previous year program income). The HOME program funding is \$1,096,458. The ESG program funding is \$400,445 (including \$24,947 carryover). The HOPWA program funding is \$948,475 (including \$135,000 carryover).

Projects

#	Project Name	Agency	Funding Source
1	Carver Affordable Homeownership	PH	CDBG/HOME
2	Carver Newtowne-West NiB	RRHA	CDBG
3	Church Hill Narrow Lot Homes	PH	CDBG
4	Citywide Critical Home Repair	PH	CDBG
5	Citywide Owner Occupied Home Repair	PH	CDBG/HOME
6	Keystone Program Citywide DPA	HOME, Inc.	CDBG
7	Matthews at Chestnut Hill	SCDHC	CDBG
8	Mimosa Creek	SCDHC	CDBG/HOME
9	NiB Area Housing Code Enforcement	DPDR	CDBG
10	Pathways to Independence	SCDHC	CDBG
11	Rebuilding Together Year Round	Rebuilding Together	CDBG
12	Section 108 2012 Loan Repayment	DECD	CDBG
13	Southern Barton Heights	RRHA	CDBG
14	Venable Street Shell Rehab	PH	CDBG
15	Neighborhood Economic Development	DECD	CDBG
16	Block Grant Administration and Housing	DECD	CDBG
17	Fair Housing	HOME, Inc.	CDBG
18	Finance/Monitoring	Finance	CDBG/HOPWA
19	Historic Review	DPDR	CDBG
20	Neighborhood Planning	DECD	CDBG
21	Childhood Lead Poisoning Prevention	RCHD	CDBG
22	Housing Code Enforcement & Counseling	RDSS	CDBG
23	Housing Information & Counseling	HOME, Inc.	CDBG
24	Metal Trades Job Training	CWI/DECD	CDBG
25	Positive Paths	Trinity Village Center	CDBG
26	Residential Support for Homeless Families	RBHA	CDBG
27	Church Hill Model Block Partnership	BHC	HOME
28	Church Hill/Northside Revitalization	Habitat	HOME
29	Community Empowerment NiB DPA	HOME, Inc.	HOME

#	Project Name	Agency	Funding Source
30	Home Administration	DECD	HOME
31	ESG 16 Richmond	Multiple	ESG
32	2016-2019 Serenity - Housing Assistance Program -VAH16F001 (Serenity)	Serenity, Inc.	HOPWA
33	2016-2019 Homeward - HOPWA CIS - VAH16F001 (Homeward)	Homeward	HOPWA
34	2016-2019 Commonwealth Catholic Charities - HOPWA Greater Richmond - VAH16F001 (CCC)	CCC	HOPWA
35	2016-2020 DECD - HOPWA Admin/Finance - VAH16F001	DECD	HOPWA
36	2016-2020 VSH - Stratford House -VAH16F001	VSH	HOPWA
37	New Clay House II	VSH	CDBG
38	3200 W Broad Street	BHC	CDBG
39	Jefferson Davis Mixed Use Development	CSO, LLC	CDBG
40	Neighborhood Stabilization HNP	SCDHC	CDBG
41	R Street and 26th Street Lots	SCDHC	CDBG

Table 60 – Project Information

Describe the reasons for allocation priorities and any obstacles to addressing underserved needs

Funding is based on completing existing open projects in order to meet a national objective as well as priorities outlined in the Consolidated Plan.

AP-38 Project Summary
Project Summary Information

1	Project Name	Carver Affordable Homeownership
	Target Area	Carver - Newtowne West Corridor
	Goals Supported	Increase homeownership
	Needs Addressed	Creating sustainable neighborhoods
	Funding	CDBG: \$175,000 HOME: \$145,000 Private: \$900,000
	Description	The proposal involves the construction of up to 8 new affordable high-efficiency homes and down payment assistance in the 1100 and 1200 Blocks of Leigh and Catherine Streets in the Carver Neighborhood.
	Target Date	6/30/2017
	Estimate the number and type of families that will benefit from the proposed activities	8 LMI households will benefit.
	Location Description	Carver-Newtowne West Corridor with addresses of 1109, 1115, 1117, 1205, 1209, and 1211 Catherine Streets. Eight of them will be developed.
	Planned Activities	The homes will be built on existing parcels owned by RRHA at 1109, 1115, 1117, 1205, 1209, and 1211 Catherine Streets. Once completed, the homes will be offered for sale to homebuyers with incomes at or below 80% of the area median as annually specified by the US Department of Housing and Urban Development. The CDBG and HOME funds allow to construct 8 new houses.
Goal Outcome Indicators	8 units of homeowner housing added.	
2	Project Name	Carver Newtowne-West NiB
	Target Area	Carver - Newtowne West Corridor
	Goals Supported	Increase homeownership
	Needs Addressed	Creating sustainable neighborhoods
	Funding	CDBG: \$25,000 Private: \$1,240,000

	Description	The program is designed to preserve the Carver and Newtowne-West neighborhoods as residential communities through clearance and redevelopment of blighted and deteriorated housing, to provide rehabilitation of deteriorated structures, to provide affordable quality new infill single-family housing that reflect the architectural character of the Carver and Newtowne-West communities, and to increase homeownership. FY 2016-2017 CDBG funds will enable RRHA and the communities to move forward with the final stages of revitalization in Carver.
	Target Date	6/30/2017
	Estimate the number and type of families that will benefit from the proposed activities	8 LMI households will benefit.
	Location Description	Carver-Newtowne West Corridor
	Planned Activities	The program will dispose of 9 vacant parcels to development partners for reconfiguration into buildable lots and construction of 8 quality new affordable single-family homes to be sold to first-time low to moderate-income homebuyers.
	Goal Outcome Indicators	8 units of homeowner housing added.
3	Project Name	Church Hill Narrow Lot Homes
	Target Area	Church Hill - Central Corridor
	Goals Supported	Increase homeownership
	Needs Addressed	Creating sustainable neighborhoods
	Funding	CDBG: \$100,000 Private: \$260,000
	Description	Project: HOMES (PH) will use the Bon Secours Health Systems resources and a new home design to develop 2 homes which will be sold to homebuyers with incomes of 80-100% of the area median. Additionally, PH will build a new home at 1326 N 26th street to be sold to a qualified LMI homebuyer.
	Target Date	6/30/2017

	Estimate the number and type of families that will benefit from the proposed activities	3 LMI households will benefit.
	Location Description	The project is located at 1323, 1329, and 1331 North 28th St, 1207 North 27th St, and 1326 North 26th St. Three properties will be developed.
	Planned Activities	Funding will be used to construct 3 unit of homes at 1323, 1329, and 1331 North 28th St and 1207 North 27th St.
	Goal Outcome Indicators	3 units of homeowner housing added.
4	Project Name	Citywide Critical Home Repair
	Target Area	Citywide
	Goals Supported	Improve current housing stock
	Needs Addressed	Creating sustainable neighborhoods
	Funding	CDBG: \$377,530 Private: \$32,250 State of Virginia: \$96,000
	Description	Project: HOMES (PH) will use the CDGB funds to repair houses for low- and very low-income households which include seniors and/or disabled persons. The activities will take place throughout the City. Critical housing repairs will help eliminate the concentrations of blight by improving the structure and the livability of the homes. Long-term benefits to the surrounding neighborhood include improved neighborhood appearance, stabilization of home values, correction of code and safety-related deficiencies, and retention of owner-occupied units. Critical repairs will be made to both the interior and exterior of the homes with an emphasis on health and safety, visible improvements, and improving the energy efficiency of each home. Preserving the aesthetics of the community will improve the real estate market viability and the quality of life in the neighborhood.
	Target Date	6/30/2017

	Estimate the number and type of families that will benefit from the proposed activities	37 LMI households will benefit.
	Location Description	Citywide
	Planned Activities	Funding will be used to repair 37 houses occupied by low- and moderate-income households.
	Goal Outcome Indicators	37 units of homeowner housing rehabilitated.
5	Project Name	Citywide Owner Occupied Home Repair
	Target Area	Citywide
	Goals Supported	Improve current housing stock
	Needs Addressed	Creating sustainable neighborhoods
	Funding	CDBG: \$120,000 HOME: \$86,458 Private: \$17,975 State of Virginia: \$60,415
	Description	Project: HOMES (PH) proposes making home repair assistance to 10 low- and very-low income including elderly and/or disabled households. These activities will take place in all eligible areas of the City except for the City's Neighborhoods in Bloom (NiB) areas. Repairs will be made to both the interior and exterior of the homes with emphasis on visible improvements; correction of code and safety-related deficiencies; and improving the energy efficiency of each home.
	Target Date	6/30/2017
	Estimate the number and type of families that will benefit from the proposed activities	5 LMI households will benefit.
	Location Description	Citywide
	Planned Activities	CDBG funds will be used to repair 5 homes occupied by low- and very-low income households.

	Goal Outcome Indicators	5 units of homeowner housing rehabilitated.
6	Project Name	Keystone Program Citywide DPA
	Target Area	Citywide
	Goals Supported	Increase homeownership
	Needs Addressed	Creating sustainable neighborhoods
	Funding	CDBG: \$258,388 State of Virginia: \$286,203
	Description	HOME will administer the Keystone Plan for First-time Homebuyers through its Center for Housing Education. The goal of the program is to increase the number of successful, long-term homebuyers in the City by providing intensive counseling, down-payment and closing cost assistance. HOME will equip families to be successful homeowners through the provision of comprehensive financial literacy information, education and intensive individual counseling aimed at providing families with the skills that they need to obtain and maintain a home. HOME will assist 26 low- and moderate-income families with purchasing their first home in the City. Full house inspections and lead-based paint inspections, if necessary, will be required of all houses without architect's certifications, to protect the investment of the City and that of the homeowner.
	Target Date	6/30/2017
	Estimate the number and type of families that will benefit from the proposed activities	25 LMI households will benefit.
	Location Description	Citywide
	Planned Activities	Twenty-five (25) low- to moderate-income families will receive intensive, individual counseling to prepare them to receive down payment and closing cost assistances, after having qualified and participated in all required counseling program components.
Goal Outcome Indicators	25 households of direct financial assistance to homebuyers.	
7	Project Name	Matthews at Chestnut Hill
	Target Area	Highland Park Southern Tip Corridor

	Goals Supported	Increase homeownership
	Needs Addressed	Creating sustainable neighborhoods
	Funding	CDBG: \$600,000
	Description	The Southside Community Development and Housing Corporation (SCDHC) will continue its efforts to construct 32 new earthcraft single-family homes being built in a new subdivision known as Matthews at Chestnut Hill. The homes will be in duplexes designed to be architecturally congruent with other homes in the Chestnut Hill/Plateau Historic District. The homes will be sold or leased to homebuyers, with household earnings at or below 80% of area median income.
	Target Date	6/30/2017
	Estimate the number and type of families that will benefit from the proposed activities	32 LMI households will benefit.
	Location Description	Highland Park Southern Tip Corridor
	Planned Activities	Build 32 single-family attached housing units.
8	Project Name	Mimosa Creek
	Target Area	Jefferson Davis - Bellemeade Corridor
	Goals Supported	Increase homeownership
	Needs Addressed	Creating sustainable neighborhoods
	Funding	CDBG: \$300,000 HOME: \$200,000 Private: \$44,000
	Description	The Southside Community Development and Housing Corporation (SCDHC) will continue the construction of sixteen for-sale single-family housing units in the Mimosa Creek Neighborhood for low- and moderate-income households. SCDHC will build and construct at least 8 homes in the new fiscal year.
	Target Date	6/30/2017

	Estimate the number and type of families that will benefit from the proposed activities	8 LMI households will benefit.
	Location Description	Jefferson Davis – Bellemeade Corridor
	Planned Activities	SCDHC will build 8 single family houses for low- and moderate-income households.
	Goal Outcome Indicators	8 units of homeowner housing added.
9	Project Name	NiB Area Housing Code Enforcement
	Target Area	Hull Street - Lower Corridor East End - Nine Mile Road Corridor East End - Eastview Corridor Brookland Park Boulevard Corridor Broad Street Downtown Corridor Hull Street - Swansboro Corridor Jefferson Davis - Blackwell Corridor Jefferson Davis - Bellemeade Corridor Highland Park Southern Tip Corridor North Jackson Ward Corridor Carver - Newtowne West Corridor Church Hill - Central Corridor
	Goals Supported	Reduce neighborhood blight
	Needs Addressed	Creating sustainable neighborhoods
	Funding	CDBG: \$131,418
	Description	The CDBG funds will be used to hire two to three Property Maintenance Enforcement Inspectors to identify, evaluate, and initiate code enforcement in the City's NiB areas and CDBG target areas in their day-to-day field activities on buildings and properties that are in violation of State and local codes due to one or more of the following factors: physically deteriorated/poorly maintained and in need of repair (structural, mechanical, electrical, plumbing, fire protection, etc.); abandoned and vacant and open to entry; unattended lots; properties in need of trash/garbage removal; tall or obstructive weeds/grass/bushes; and abandoned/junk/inoperative vehicles.
	Target Date	6/30/2017

	Estimate the number and type of families that will benefit from the proposed activities	N/A
	Location Description	Broad Street Downtown Corridor; Brookland Park Boulevard Corridor; Carver-Newtowne West Corridor; Church Hill-Central Corridor; East End-Eastview Corridor; East End-Nine Mile Road Corridor; Highland Park Southern Tip Corridor; Hull Street-Lower Corridor; Hull Street-Swansboro Corridor; Jefferson Davis-Bellemeade Corridor; Jefferson Davis-Blackwell Corridor; North Jackson Ward Corridor.
	Planned Activities	This program will cover the cost of three Property Maintenance Enforcement inspectors who will identify and address blighted and poorly maintained properties through proactive sweeps and citizen complaints received within the City of Richmond’s Neighborhoods in Bloom (NiB) target areas and surrounding neighborhoods.
	Goal Outcome Indicators	5000 units of housing code enforcement/foreclosed property care.
10	Project Name	Pathways to Independence
	Target Area	Citywide
	Goals Supported	Increase homeownership
	Needs Addressed	Creating sustainable neighborhoods
	Funding	CDBG: \$60,000 State of Virginia: \$27,000
	Description	This project consists of providing counseling services to the individuals and families that receive public assistance for basic living needs. The purpose of these funds were designed to assist individuals and families that faced temporary setbacks and challenges due to economic hardships. SCDHC will provide targeted and comprehensive counseling services and resources to low income residents to help them identify and enhance their natural skills into a trade that can be utilized by existing employers or can be leveraged into owning a small business. In addition, SCDHC counseling services will help residents manage their income through the development of budgets and debt management plans. SCDHC also promotes advantageous savings plan that offer dollar for dollar matching to encourage wealth building.
	Target Date	6/30/2017

	Estimate the number and type of families that will benefit from the proposed activities	350 LMI households will benefit.
	Location Description	Citywide
	Planned Activities	Funding will be used to provide counseling that will equip consumers with the necessary tools to make informed decisions about their plans for the future in terms of housing, household sustaining income, financial stability, and educational opportunities. 350 low-income clients will benefit.
	Goal Outcome Indicators	350 households of public service activities for low/moderate income housing benefit.
11	Project Name	Rebuilding Together Year Round
	Target Area	Highland Park Southern Tip Corridor
	Goals Supported	Improve current housing stock
	Needs Addressed	Creating sustainable neighborhoods
	Funding	CDBG: \$90,000 Private: \$316,000
	Description	Rebuilding Together of Richmond (RTR) seeks to continue its year round program to do 9 homes in FY 2016-2017. In the new fiscal year, RTR plans to work in the Northside of Richmond, in Census Tracts 110 and 111, in which RTR will target a neighborhood of senior low income homeowners in need of critical home repairs that can be done with RTR's volunteer teams.
	Target Date	6/30/2017
	Estimate the number and type of families that will benefit from the proposed activities	9 LMI elderly households will benefit.
	Location Description	Southern Barton Heights, Highland Park Southern Tip Corridor, and the Battery Park neighborhood.
Planned Activities	The program will provide critical home repairs for 9 low-income elderly households.	

	Goal Outcome Indicators	9 units of homeowner housing rehabilitated.
12	Project Name	Section 108 2012 Loan Repayment
	Target Area	Citywide
	Goals Supported	Business development and job creation
	Needs Addressed	Creating sustainable neighborhoods
	Funding	CDBG: \$250,000
	Description	This project is needed for the repayment of its 2012 Section 108 Guaranteed Loans made to the City of Richmond by the U.S. Department of Housing and Urban Development (HUD). The loan is guaranteed for 20 years at a variable interest rate (4.5% to 8.5%) and was earmarked for the rehabilitation of single-family homes and multi-family units and economic development in targeted areas of the City. The terms of the loan indicate that CDBG funds are to be used as repayment. Similar to the CDBG program, the citizens to be served are low- and moderate-income residents of the City as detailed in the Consolidated Plan. Funding of this project will enable the City to meet its debt obligations for loans made to rehabilitate its housing stock and provide safe affordable housing to its residents.
	Target Date	6/30/2017
	Estimate the number and type of families that will benefit from the proposed activities	N/A
	Location Description	Citywide
	Planned Activities	Repay principal and interest on Section 108 Guaranteed Loans as they become due during fiscal year.
Goal Outcome Indicators	1 other	
13	Project Name	Southern Barton Heights
	Target Area	Highland Park Southern Tip Corridor
	Goals Supported	Increase homeownership
	Needs Addressed	Creating sustainable neighborhoods

	Funding	CDBG: \$25,000 Private: \$1,395,000
	Description	This project is designed to complete the NiB revitalization program in Southern Barton Heights, focusing on the redevelopment of Rose Corridor, a once severely blighted area of the neighborhood. By 2008, a total of 16 high-quality homes had been built and sold in the Rose Corridor subdivision. However, the economic recession that began in 2008 caused the developer to decline to build more houses and cancel his development agreement. RRHA had kept the subdivision dormant while waiting for the economy to improve. With recent improvements in the market, the time is right for construction to resume and to complete unfinished business in the former Southern Barton Heights NiB area.
	Target Date	6/30/2017
	Estimate the number and type of families that will benefit from the proposed activities	5 LMI households will benefit.
	Location Description	Southern Barton Heights neighborhood.
	Planned Activities	The program allows RRHA to dispose of parcels for five additional houses.
	Goal Outcome Indicators	5 units of homeowner housing added.
14	Project Name	Venable Street Shell Rehab
	Target Area	Citywide
	Goals Supported	Improve current housing stock
	Needs Addressed	Creating sustainable neighborhoods
	Funding	CDBG: \$70,000 Private: \$150,000
	Description	This project will consist of the renovation of one severely blighted historic homes located at 2013 or 2015 Venable Street in the City's Church Hill neighborhood. Once renovated, the one completed homes will be sold to homebuyers with annual incomes at or below 80% of the Area Median Income. The one property is located on the edge of the Union Hill neighborhood.
	Target Date	6/30/2017

	Estimate the number and type of families that will benefit from the proposed activities	1 LMI household will benefit.
	Location Description	The project is located at 2013 or 2015 Venable Street.
	Planned Activities	Project: HOMES (PH) will renovate 1 blighted historic home located at 2013 or 2015 Venable Street.
	Goal Outcome Indicators	1 unit of homeowner housing rehabilitated.
15	Project Name	Neighborhood Economic Development
	Target Area	Citywide
	Goals Supported	Business development and job creation
	Needs Addressed	Reducing poverty & enhancing economic opportunity Creating sustainable neighborhoods Managing grant funds efficiently and effectively
	Funding	CDBG: \$300,000 General Fund: \$200,000
	Description	This project is designed to enhance the economic vitality of Richmond's neighborhood commercial corridors, by rehabilitating dilapidated structures and reducing the vacancy rate through comprehensive revitalization assistance. It operates through a partnership between neighborhood merchants, the Department of Community and Economic Development (DECD). The program implements the Commercial Area Revitalization Effort (CARE) Program and provides market analysis, technical and financial assistance, Rebates for Interior, Exterior and Security Improvement, assistance in coordinating Clean-up Campaigns, assistance with the development of Crime Prevention Strategies, New Business Recruitment efforts and existing businesses with expansion efforts. The funds will provide direct assistance to the individual businesses, business start-ups, and to the business associations.
	Target Date	6/30/2017
	Estimate the number and type of families that will benefit from the proposed activities	N/A

	Location Description	Citywide
	Planned Activities	<ul style="list-style-type: none"> • Continue to implement the CARE Program by providing: market analysis, technical and financial assistance, Rebates for Interior, Exterior and Security Improvement, assistance in coordinating Clean-up Campaigns, assistance with the development of Crime Prevention Strategies, New Business Recruitment efforts and existing businesses with expansion efforts. • To facilitate 35 CARE loans and rebates utilizing non-CDBG funds and the CDBG-funded Citywide Loan Program in eligible areas. • To increase the number of businesses in City neighborhoods and give technical assistance to businesses and individuals. • To create a safer environment for shoppers and protect the businesses involved.
	Goal Outcome Indicators	150 jobs created/retained. 11 businesses assisted.
16	Project Name	Block Grant Administration and Housing
	Target Area	Citywide
	Goals Supported	Increase homeownership
	Needs Addressed	<p>Increasing the supply of affordable rental housing</p> <p>Ending homelessness</p> <p>Reducing poverty & enhancing economic opportunity</p> <p>Creating sustainable neighborhoods</p> <p>Addressing housing needs of Special Needs pop</p> <p>Improving health outcomes in the city</p> <p>Managing grant funds efficiently and effectively</p>
	Funding	CDBG: \$250,000

<p>Description</p>	<p>The Division of Housing & Neighborhoods of the City's Department of Economic and Community Development implements the City's Consolidated Plan through the City's allocation of CDBG, HOME, ESG, and HOPOWA funds. In the proposed fiscal year, the agency is overseeing 45 projects undertaken by 25 different subrecipients and City departments. One of the major work programs continues to be the Neighborhoods in Bloom (NiB) initiative which targets impact areas within selected neighborhoods by providing quality affordable housing to low- and moderate-income families and individuals. To address the problems of the substantial low- to moderate-income populations in the older urban core of the City, the Block Grant Administration Office provides the planning, technical assistance, and administrative guidance for the use of these various federal funds. This funding supports the long-range revitalization strategies for housing and commercial development in the City's neighborhoods and commercial/gateway corridors. It includes providing assistance to local non-profit and for-profit housing producers to ensure the development and implementation of needed housing programs. The office also conducts programmatic monitoring of CDBG, HOME, ESG, and HOPWA subrecipients to ensure the proper expenditure and reporting of federal funds in accordance with the HUD approved Consolidated Plan and appropriate Federal and City regulations.</p>
<p>Target Date</p>	<p>6/30/2017</p>
<p>Estimate the number and type of families that will benefit from the proposed activities</p>	<p>N/A</p>
<p>Location Description</p>	<p>Citywide</p>

	<p>Planned Activities</p>	<ul style="list-style-type: none"> • Initiate the bi-annual planning and budget process for the use of HUD entitlement funds and have recommendations to the Mayor. • Complete and obtain signatures on all of the FY CDBG, ESG, and HOPWA item plans and contracts from each subrecipient. • Staff will work with Project Managers for all NiB target areas to ensure accurate reporting, and proper expenditure of funds by all subrecipients on a quarterly basis. • Submit Annual Consolidated Plan for HUD entitlement funds to City Council. • Monitor the removal of vacant, inhabitable units with federal funds and ensure that 1 for 1 replacement occurs in conformance with Section 104(d); maintain a complete inventory of properties purchased and sold with federal funds. • Monitor the progress of CDBG, HOME, ESG, and HOPWA projects (at least once during the fiscal year for new projects and at least once during the biennium for existing projects). • Complete the Consolidated Plan’s Annual Performance Report to HUD. • Administer all elements of the ESG and HOPWA programs in coordination with all related programs, especially the City’s Continuum of Care strategies. • The Division will provide technical assistance and staff support to ensure that requests for federal funds that require Consolidated Plan review from outside agencies are consistent with the City’s Consolidated Plan. • Provide day to day technical assistance and guidance to RRHA, housing CDC’s, other housing groups and citizens to implement the goals and strategies of the Consolidated Plan. • Enforce additional regulations related to the implementation of all four grants to include the Section 3, Davis Bacon and Lead Based Paint regulations.
	<p>Goal Outcome Indicators</p>	<p>1 other</p>
<p>17</p>	<p>Project Name</p>	<p>Fair Housing</p>
	<p>Target Area</p>	<p>Citywide</p>

	Goals Supported	Fair housing
	Needs Addressed	Improving health outcomes in the city
	Funding	CDBG: \$20,000
	Description	This proposal asks for support from the City of Richmond to address the impediments to Fair Housing that were identified in the 2012 Analysis of Impediments to Fair Housing. HOME, Inc. asks for support to accomplish this through three areas: (1) respond quickly and affirmatively to report of housing discrimination in the City; (2) inform groups and individuals of their rights and responsibilities under the fair housing act, with special focus on the Hispanic and Latino community; and (3) publicize protections provided by fair housing laws as well as HOME's capacity to help enforce fair housing rights.
	Target Date	6/30/2017
	Estimate the number and type of families that will benefit from the proposed activities	275 LMI and minority residents will benefit.
	Location Description	Citywide
	Planned Activities	Screen calls, emails, and web inquires for illegal housing discrimination and refer appropriately for 100 people; educate people who contact HOME, Inc. about fair housing rights and responsibilities for 100 people; train service providers about fair housing laws and how HOME, Inc. can help their clients who are facing housing discrimination for 25 people; conduct group fair housing education sessions in the community for 50 people; place 2 advertisements in print media, on the radio, and on television in markets that focus on marginalized communities that educate on fair housing and invite victims of discrimination to call HOME, Inc.
	Goal Outcome Indicators	275 other.
18	Project Name	Finance/Monitoring
	Target Area	Citywide
	Goals Supported	Increase homeownership
	Needs Addressed	Managing grant funds efficiently and effectively

	Funding	CDBG: \$133,000 HOPWA: \$4,000
	Description	The funds will be used by the City of Richmond's Department of Finance to provide staff for accounting services essential for proper administration, monitoring, and disbursement of the CDBG, ESG, HOME, HOPWA and Section 108 Funds. This office provides continuous support to all subrecipients receiving these funds to ensure adequate financial management of their Federal funds and that they are in compliance with HUD regulations.
	Target Date	6/30/2017
	Estimate the number and type of families that will benefit from the proposed activities	N/A
	Location Description	Citywide
	Planned Activities	To provide fiscal accountability of all grant funds and provide continuous support of third party subrecipients and city agencies.
	Goal Outcome Indicators	1 other
19	Project Name	Historic Review
	Target Area	Citywide
	Goals Supported	Improve current housing stock
	Needs Addressed	Managing grant funds efficiently and effectively
	Funding	CDBG: \$52,000 General Fund: \$48,000
	Description	This project will provide 50% of the salary and benefits (\$48,000) of a historic preservation planner (Planner II) covered by this project. This is a recent reduction in partial staff funding from two staff to one and change in the percentage of the Planner II funding, previously funded with 20% General Fund and 80% CDBG dollars. In addition, the project will fund CDBG-related expenses (\$4,000) for the project, including advertising, photographic printing, office supplies, and local travel.
	Target Date	6/30/2017

	Estimate the number and type of families that will benefit from the proposed activities	N/A
	Location Description	Citywide
	Planned Activities	Over 100 undertakings will be reviewed by DPDR staff.
	Goal Outcome Indicators	100 other.
20	Project Name	Neighborhood Planning
	Target Area	Hull Street - Lower Corridor East End - Nine Mile Road Corridor East End - Eastview Corridor Brookland Park Boulevard Corridor Broad Street Downtown Corridor Hull Street - Swansboro Corridor Jefferson Davis - Blackwell Corridor Jefferson Davis - Bellemeade Corridor Highland Park Southern Tip Corridor North Jackson Ward Corridor Carver - Newtowne West Corridor Church Hill - Central Corridor
	Goals Supported	Increase homeownership
	Needs Addressed	Creating sustainable neighborhoods Managing grant funds efficiently and effectively
	Funding	CDBG: \$288,000 General Fund: \$122,000
	Description	Neighborhood Planning staff implements the City's neighborhood revitalization efforts. Based on a corridor improvement strategy, the City uses its Neighborhoods in Bloom (NiB) program to increase households and reduce blight in areas that abut key corridors. The City also uses other funds such as Neighborhood Stabilization Program I and III funds to strengthen its targeted approach. This work is accomplished through strong partnerships with the community and nonprofit housing agencies.
	Target Date	6/30/2017

	Estimate the number and type of families that will benefit from the proposed activities	N/A
	Location Description	City's NiB areas
	Planned Activities	<ul style="list-style-type: none"> • Implement NiB in a manner supportive of corridor development and overall neighborhood revitalization through new housing built, vacant structures rehabilitated, and inventory of acquired properties reduced. • Implement East End transformation strategy through removing blight and placing properties into productive use.
	Goal Outcome Indicators	1 other.
21	Project Name	Childhood Lead Poisoning Prevention
	Target Area	Citywide
	Goals Supported	Improve current housing stock
	Needs Addressed	Creating sustainable neighborhoods
	Funding	CDBG: \$100,000 General Fund: \$182,400
	Description	The program entails supporting community-based blood lead testing for uninsured/underinsured children under the age of 6 and pregnant women residing in the City. This project serves families residing in the CDBG-eligible census tracts. In addition, CDBG funds will be used to develop a mini asthma-related Healthy Homes Intervention Pilot project.
	Target Date	6/30/2017
	Estimate the number and type of families that will benefit from the proposed activities	600 LMI lead poison children and expectant mothers will benefit.
	Location Description	Citywide
	Planned Activities	Public service screening of 600 lead poison children and expectant mothers.

	Goal Outcome Indicators	600 persons of public service activities other than low/moderate income housing benefit.
22	Project Name	Housing Code Enforcement & Counseling
	Target Area	Citywide
	Goals Supported	Assist Special Needs population
	Needs Addressed	Ending homelessness Creating sustainable neighborhoods Addressing housing needs of Special Needs pop
	Funding	CDBG: \$90,000 General Fund: \$35,000
	Description	The Housing Code Enforcement and Counseling Program is a citywide initiative designed to provide housing interventions and counseling to citizens of the City of Richmond (including NiB areas) who have been or are at risk of being displaced because of the City's code enforcement activities. CDBG funds will be utilized to maintain one full-time Housing Counselor position and supportive interventions for families/individuals residing in housing units cited for code enforcement violations. The Housing Counselor will provide interventions to prevent homelessness (locate and provide temporary emergency housing) and to facilitate transition to safe and affordable housing for citizens of Richmond including those who resides in NiB areas. Additionally, the Housing Counselor will work with the Community Assisted Public Safety (CAPS) Team to facilitate and offer counseling and relocation assistance. RDSS proposes that citywide and within NiB to serve two hundred (200) low-income City residents.
	Target Date	6/30/2017
	Estimate the number and type of families that will benefit from the proposed activities	200 LMI households will benefit from this program.
	Location Description	Citywide
	Planned Activities	200 low-income families/individuals will be assisted due to code enforcement activities.
	Goal Outcome Indicators	200 persons of homelessness prevention.

23	Project Name	Housing Information & Counseling
	Target Area	Citywide
	Goals Supported	Increase homeownership
	Needs Addressed	Creating sustainable neighborhoods
	Funding	CDBG: \$175,000 State of Virginia: \$194,688
	Description	This project will provide individual counseling, financial counseling, information, and education services to LMI people on how to obtain and maintain stable housing. Information and referral services relative to landlord-tenant issues will be provided. In each service area, HOME, Inc. will ensure that counseling services are coupled with financial literacy education.
	Target Date	6/30/2017
	Estimate the number and type of families that will benefit from the proposed activities	41,700 households will benefit.
	Location Description	Citywide
	Planned Activities	<ul style="list-style-type: none"> • Approximately 150 families from the City of Richmond will receive tenant education • 150 families from the City of Richmond will receive landlord-tenant information and referral services • 300 families will receive homeownership education and counseling • 100 families from the City of Richmond will receive credit repair education • 1,000 City of Richmond families will receive general housing assistance through a variety of venues. 40,000 or more will visit HOME Inc.'s website and receive a wide array of housing information.
Goal Outcome Indicators	41700 households of public service activities for low/moderate income housing benefit.	
24	Project Name	Metal Trades Job Training
	Target Area	Citywide

	Goals Supported	Business development and job creation
	Needs Addressed	Reducing poverty & enhancing economic opportunity
	Funding	CDBG: \$90,000 Private: \$58,502
	Description	CDBG funds will be used to provide training and certification as welders and auto body repair technician to 20 trainees annually as well as the purchase of program related training materials and supplies in partnership with Richmond Technical Center (RTC).
	Target Date	6/30/2017
	Estimate the number and type of families that will benefit from the proposed activities	20 LMI residents will benefit.
	Location Description	Citywide
	Planned Activities	Job training for up to 20 low/mod residents in the metal trades program.
	Goal Outcome Indicators	20 persons of public service activities other than low/moderate income housing benefit.
25	Project Name	Positive Paths
	Target Area	Citywide
	Goals Supported	Assist Special Needs population
	Needs Addressed	Reducing poverty & enhancing economic opportunity Creating sustainable neighborhoods Improving health outcomes in the city
	Funding	CDBG: \$30,000 Private: \$62,839

	Description	CDBG funds are needed to fund the salary of a Program Services Specialist, who will also function as an assistant program coordinator to provide intensive case management for 30 foster care alumni. The program Services Specialist/Assistant Program Coordinator will also help coordinate life skills training, support groups, classes, seminars, and identify referral resources to address housing, employment, and other basic needs. In addition to classes and seminars for foster care alumni who come from throughout Richmond, some group training will be leveraged on behalf of Richmond's low income communities and provide opportunities to share in these group learning experiences. Young adults are referred to Positive Paths from group homes, Richmond Department of Social Services, the courts, probation officers, shelters, and self referral.
	Target Date	6/30/2017
	Estimate the number and type of families that will benefit from the proposed activities	30 LMI people will benefit.
	Location Description	Citywide
	Planned Activities	This project proposes to provide intensive case management for 30 foster care alumni.
	Goal Outcome Indicators	30 persons of public service activities other than low/moderate income housing benefit.
26	Project Name	Residential Support for Homeless Families
	Target Area	Citywide
	Goals Supported	Assist Special Needs population
	Needs Addressed	Ending homelessness Addressing housing needs of Special Needs pop Improving health outcomes in the city
	Funding	CDBG: \$100,000 Private: \$1,337,165

	Description	This project will provide outreach and intensive case management to 125 homeless families at HomeAgain, Inc., the Salvation Army, CARITAS, and the YWCA shelters. Additionally, the program operates two (2) apartments which are utilized as short-term transitional housing for homeless families who demonstrate commitment to obtaining self-sufficiency but for whom time has run out at the shelter sites.
	Target Date	6/30/2017
	Estimate the number and type of families that will benefit from the proposed activities	125 homeless families will benefit.
	Location Description	Citywide
	Planned Activities	The program will provide assessment and referrals for 125 homeless families housed in emergency shelters.
	Goal Outcome Indicators	125 households of public service activities for low/moderate income housing benefit.
27	Project Name	Church Hill Model Block Partnership
	Target Area	Church Hill - Central Corridor
	Goals Supported	Increase homeownership
	Needs Addressed	Creating sustainable neighborhoods Improving health outcomes in the city
	Funding	HOME: \$180,000 Private: \$600,000
	Description	The Better Housing Coalition (BHC) is redeveloping four properties located in the last 4 units on N 27th Street. This is the effort that started from 2011 when the City of Richmond DECD initiated the Model Block Development Partnership in North Church Hill. The addresses BHC will work on are 1331, 1335 N 26th St and 1324, 1328 N 27th St. Continuing the momentum for the last remaining lots in the block will complete this already project for the neighborhood and provide additional affordable housing options to low-to-moderate first-time homebuyers.
	Target Date	6/30/2017

	Estimate the number and type of families that will benefit from the proposed activities	4 LMI households will benefit.
	Location Description	1331 & 1335 N 26th St as well as 1324 & 1328 N 27th St
	Planned Activities	Complete construction of 1331 & 1335 N 26th St as well as 1324 & 1328 N 27th St
	Goal Outcome Indicators	4 units of homeowner housing added.
28	Project Name	Church Hill/Northside Revitalization
	Target Area	Church Hill - Central Corridor
	Goals Supported	Increase homeownership
	Needs Addressed	Creating sustainable neighborhoods
	Funding	HOME: \$140,000 Private: \$184,110
	Description	The project will assist Richmond Metropolitan Habitat for Humanity (RMHFH) to complete construction of one to three single-family detached homes and/or rehabilitate one single-family detached home in the Church Hill and Highland Park NiB.
	Target Date	6/30/2017
	Estimate the number and type of families that will benefit from the proposed activities	4 LMI households will benefit.
	Location Description	New Construction three houses at 1425 N 20th St, 1208 N 33rd St, 1517 N 35th St, or 1913 3rd Avenue. Rehabilitation of 1 home at 805 Chimborazo Blvd.
Planned Activities	· Construct three (3) single-family detached homes at 1425 N 20th St, 1208 N 33rd St, 1517 N 35th St, 1913 3rd Avenue and/or · Rehabilitate one (1) single-family detached home at 805 Chimborazo Blvd.	
Goal Outcome Indicators	3 units of homeowner housing added. 1 unit of homeowner housing rehabilitated.	

29	Project Name	Community Empowerment NiB DPA
	Target Area	Hull Street - Lower Corridor East End - Nine Mile Road Corridor East End - Eastview Corridor Brookland Park Boulevard Corridor Broad Street Downtown Corridor Hull Street - Swansboro Corridor Jefferson Davis - Blackwell Corridor Jefferson Davis - Bellemeade Corridor Highland Park Southern Tip Corridor North Jackson Ward Corridor Carver - Newtowne West Corridor Church Hill - Central Corridor
	Goals Supported	Increase homeownership
	Needs Addressed	Creating sustainable neighborhoods
	Funding	HOME: \$245,000 State of Virginia: \$211,652
	Description	This program assists low- and moderate-income renters to become first time homebuyers in the City's NiB areas. The program assists families with downpayment and closing cost assistance (DPA) coupled with intensive individual counseling and group education. This program will make it possible for families to purchase who would otherwise be unable to buy a home.
	Target Date	6/30/2017
	Estimate the number and type of families that will benefit from the proposed activities	18 LMI first-time homebuyers will benefit.
	Location Description	Broad Street Downtown Corridor; Brookland Park Boulevard Corridor; Carver-Newtowne West Corridor; Church Hill-Central Corridor; East End-Eastview Corridor; East End-Nine Mile Road Corridor; Highland Park Southern Tip Corridor; Hull Street-Lower Corridor; Hull Street-Swansboro Corridor; Jefferson Davis-Bellemeade Corridor; Jefferson Davis-Blackwell Corridor; North Jackson Ward Corridor
	Planned Activities	Eighteen (18) LMI households will become first-time homeowners in the City of Richmond's designated Neighborhoods in Bloom (NiB) Areas

	Goal Outcome Indicators	18 households of direct financial assistance to homebuyers.
30	Project Name	Home Administration
	Target Area	Citywide
	Goals Supported	Increase homeownership
	Needs Addressed	Managing grant funds efficiently and effectively
	Funding	HOME: \$100,000 General Fund: \$150,000
	Description	HOME Program Administration will provide technical assistance to service providers, citizens, developers, and other agencies on a daily basis to ensure the successful implementation of Federal HOME entitlement and carryover funds.
	Target Date	6/30/2017
	Estimate the number and type of families that will benefit from the proposed activities	N/A
	Location Description	Citywide

	Planned Activities	<ul style="list-style-type: none"> • To provide staff operational support for the general administration of the City of Richmond HOME Program consistent with the NiB initiative. • Complete grant management training for all City Council approved subrecipients. • Complete HOME Item Plans and contracts with subrecipients. • Provide technical assistance and training. • Provide written reports on HOME programs. • Maintain all HOME related projects files in a timely manner. • Process all HOME invoices within 5 business days of receipt of invoice. • Assist with the planning and review process to complete the Consolidated Plan’s Annual Report and submit it to HUD. • Complete the Mayor’s recommendations to City Council. • Monitor all subrecipients to ensure that funds are spent according to City and HUD regulations. • Assist with the completion and submission of the required documents under NiB and HUD’s Consolidated Plan.
	Goal Outcome Indicators	1 other
31	Project Name	ESG 16 Richmond
	Target Area	Citywide
	Goals Supported	Assist Special Needs population
	Needs Addressed	Ending homelessness Addressing housing needs of Special Needs pop
	Funding	ESG: \$400,445 ESG Match: \$400,445
	Description	The City of Richmond will work with subrecipient agencies to provide assistance and support for homelessness prevention, emergency shelter and rapid rehousing.
	Target Date	6/30/2017

	Estimate the number and type of families that will benefit from the proposed activities	35 people will benefit from RDSS' Emergency Financial Assistance Program to obtain supportive services to prevent homelessness. 700 people will benefit from CARITAS' Emergency Shelter program. HomeAgain will provide emergency shelter for 400 people and rapid rehousing assistance to 125 people. YWCA will provide rapid rehousing assistance for 80 people who are survivors of domestic violence. 200 homeless persons will benefit from Housing Families First's Building Neighbors Rapid Rehousing Program through exiting homelessness into permanent housing.
	Location Description	Citywide
	Planned Activities	The City of Richmond Department of Social Services will use \$35,000 to provide financial assistance to people who are at risk of homelessness. CARITAS will use \$55,000 to provide emergency overnight shelter for families and single adults. HomeAgain will use \$210,000 to provide emergency shelter and rapid rehousing assistance. YWCA will use \$55,000 to provide rapid rehousing expenses for households with survivors of domestic violence. Housing Families First will use \$19,947 to assist homeless persons to exist homelessness into permanent housing. The remaining ESG funds will be used to fund ESG program administration, ESG finance monitoring, and the Homeward Community Information System (HCIS) which provides data and reports about homelessness.
	Goal Outcome Indicators	205 households of tenant-based rental assistance/rapid rehousing. 1100 persons of homeless person overnight shelter. 235 persons of homelessness prevention. 3 other.
32	Project Name	2016-2019 Serenity - Housing Assistance Program -VAH16F001 (Serenity)
	Target Area	Richmond MSA
	Goals Supported	Assist Special Needs population
	Needs Addressed	Addressing housing needs of Special Needs pop
	Funding	HOPWA: \$90,000 Private: \$27,786 State of Virginia: \$58,351
	Description	Provide case management & STRMU to 45 LMI households who have HIV/AIDS.
	Target Date	6/30/2017

	Estimate the number and type of families that will benefit from the proposed activities	45 LMI households who have HIV/AIDS will benefit.
	Location Description	Richmond MSA
	Planned Activities	Provide case management & STRMU to 45 LMI households who have HIV/AIDS.
	Goal Outcome Indicators	45 units of HIV/AIDS housing operations.
33	Project Name	2016-2019 Homeward - HOPWA CIS - VAH16F001 (Homeward)
	Target Area	Richmond MSA
	Goals Supported	Assist Special Needs population
	Needs Addressed	Ending homelessness Addressing housing needs of Special Needs pop
	Funding	HOPWA: \$20,000 Private: \$21,000
	Description	HOPWA funds will be used to manage the HUD-mandated HOPWA Community Information System (HCIS) database tracking client-level data for Richmond-based HIV/AIDS services providers, provide monthly, quarterly, and annual reporting, and provide ongoing user training and support.
	Target Date	6/30/2017
	Estimate the number and type of families that will benefit from the proposed activities	N/A
	Location Description	Richmond MSA

	Planned Activities	<ul style="list-style-type: none"> • Manage the HUD-mandated HCIS database tracking client-level data for Richmond-based HIV/AIDS services providers, provide monthly, quarterly, and annual reporting, and provide ongoing user training and support. • Conduct the HUD-mandated bi-annual Point-in-Time count of individuals and families experiencing HIV/AIDS in Richmond. • Conduct the Project Homeless Connect resource fair providing an array of services on one-day for individuals at-risk of or experiencing HIV/AIDS in Richmond.
	Goal Outcome Indicators	1 other.
34	Project Name	2016-2019 Commonwealth Catholic Charities - HOPWA Greater Richmond - VAH16F001 (CCC)
	Target Area	Richmond MSA
	Goals Supported	Assist Special Needs population
	Needs Addressed	Ending homelessness Addressing housing needs of Special Needs pop
	Funding	HOPWA: \$614,475 Private: \$58,800
	Description	Commonwealth Catholic Charities (CCC) and the City of Richmond's Department of Social Services (RDSS) will partner to continue the vital HOPWA funded services currently provided by the Fan Free Clinic in the Richmond-Petersburg Metropolitan Statistical Area (MSA). Existing service receiver will be transitioned to a case manager who is housed at RDSS (Richmond City residents) or at CCC (non-Richmond City residents) to determine if services will be needed and be provided. CCC will immediately resume financial assistance for clients receiving tenant based rental and/or utility assistance and short term rental/utility/mortgage assistance (STRUM) after confirmation from case managers that households desire to continue receiving services, confirming calculations used to determine levels of assistance, and establishing existing landlords or mortgage companies as vendors with the agency's finance system.
	Target Date	6/30/2017

	Estimate the number and type of families that will benefit from the proposed activities	350 LMI people living with HIV/AIDS will benefit.
	Location Description	Richmond MSA
	Planned Activities	Provide continuation of case management services, TBRA assistance, and STRUM assistance for all active program participants for 250 people. Assist 100 eligible people living with HIV/AIDS (PLWHA) with STRUM assistance.
	Goal Outcome Indicators	350 persons of homelessness prevention.
35	Project Name	2016-2020 DECD - HOPWA Admin/Finance - VAH16F001
	Target Area	Citywide
	Goals Supported	Assist Special Needs population
	Needs Addressed	Managing grant funds efficiently and effectively
	Funding	HOPWA: \$20,000
	Description	The purpose of this project is to administer, as required by HUD, the Housing Opportunities for Persons with AIDS program. Federal regulations only allow for 3% of the entitlement funds to be used for administration. The HOPWA Program is designed to help provide needed housing and supportive services for persons living with HIV/AIDS related diseases. Since it is the largest entitlement community in the Metropolitan Statistical Area (MSA), the City is required by HUD to administer the funds for the entire MSA, which includes 13 independent jurisdictions, as part of its Consolidated Plan process. This process involves intensive citizen participation, planning and an action plan for providing housing assistance and support services for low and moderate-income residents of the region. This year's HOPWA allocation is \$1,087,373 for the Richmond EMSA to provide a range of housing assistance and supportive services, including facilities and community residences, rental assistance, short-term payments to prevent homelessness, technical assistance, supportive services and other activities to serve persons living with HIV/AIDS.
	Target Date	6/30/2017

	Estimate the number and type of families that will benefit from the proposed activities	N/A
	Location Description	Citywide
	Planned Activities	<ul style="list-style-type: none"> • Submission of CAPER to HUD • Submission of HOPWA budget recommendations to the City Manager • Submission of the Council adopted Consolidated Plan to HUD • Subrecipient programs are managed properly and are monitored by City Staff bi-annually. • Bi-monthly subrecipient meetings are convened to discuss opportunities and prevent/solve programs. • Quarterly reports and monthly expenditure requests are reviewed to ensure adequate progress.
	Goal Outcome Indicators	1 other.
36	Project Name	2016-2020 VSH - Stratford House -VAH16F001
	Target Area	Richmond MSA
	Goals Supported	Assist Special Needs population
	Needs Addressed	Ending homelessness Addressing housing needs of Special Needs pop
	Funding	HOPWA: \$200,000 Continuum of Care: \$50,000 Private: \$14,000

	Description	These funds will enable Virginia Supportive Housing (VSH) to operate supportive living residence for 8-10 low-income persons living with HIV/AIDS at Stratford House. Stratford Housing provides subsidized, permanent housing with support services provided by VSH. The funds will be used for supportive services and for the day-to-day management and operation of the properties. VSH will serve at least 10 individuals living with HIV/AIDS through its HomeLink and A Place To Start (APTS) programs. HomeLink and A Place To Start (APTS) were designed to house and serve the most medically vulnerable unsheltered homeless individuals, including individuals with HIV.
	Target Date	6/30/2017
	Estimate the number and type of families that will benefit from the proposed activities	20 LMI people with HIV/AIDS will benefit.
	Location Description	Richmond MSA
	Planned Activities	Provide 20 housing units to individuals with HIV/AIDS
	Goal Outcome Indicators	20 units of HIV/AIDS housing operations.
37	Project Name	New Clay House II
	Target Area	Citywide
	Goals Supported	Assist Special Needs population
	Needs Addressed	Addressing housing needs of Special Needs pop
	Funding	CDBG: \$200,000 Private: \$55,000
	Description	Virginia Supportive Housing (VSH) proposes to expand the current historic New Clay House into an adjacent historic building. The existing and adjacent historic building will be rehabilitated and preserved. The CDBG funds will be used to acquire the land and property at 1125 W Clay Street. This acquisition will make available 33 additional, in addition to the existing 47, permanent supportive housing units with on-site supportive services to formerly homeless and low-income residents. The on-site parking will also be expanded.
	Target Date	6/30/2017

	Estimate the number and type of families that will benefit from the proposed activities	33 additional formerly homeless and low-income residents will benefit.
	Location Description	The facility is located at 1125 W Clay Street, which serves citywide LMI residents.
	Planned Activities	The expansion of New Clay House will provide 33 additional residential units to formerly homeless and low-income residents.
	Goal Outcome Indicators	33 units of housing for homeless added.
38	Project Name	3200 W Broad Street
	Target Area	Citywide
	Goals Supported	Add to affordable rental housing stock
	Needs Addressed	Increasing the supply of affordable rental housing
	Funding	CDBG: \$100,000
	Description	New activity at \$100,000 for predevelopment cost for a mixed use/mixed income multifamily housing development at 3200 W Broad Street.
	Target Date	6/30/2017
	Estimate the number and type of families that will benefit from the proposed activities	102 LMI households will benefit.
	Location Description	3200 W Broad St
	Planned Activities	New activity for predevelopment cost for a mixed use/mixed income multifamily housing development.
Goal Outcome Indicators	102 units of rental housing constructed	
39	Project Name	Jefferson Davis Mixed Use Development
	Target Area	Citywide
	Goals Supported	Increase homeownership
	Needs Addressed	Creating sustainable neighborhoods

	Funding	CDBG: \$70,000
	Description	This is a new activity at \$70,000 for the acquisition and development of a mixed-use development.
	Target Date	6/30/2017
	Estimate the number and type of families that will benefit from the proposed activities	It is estimated that the project will benefit 35 LMI households.
	Location Description	Citywide
	Planned Activities	This is a new activity at \$70,000 for the acquisition and development of a mixed-use development.
	Goal Outcome Indicators	35 units of homeowner housing added.
40	Project Name	Neighborhood Stabilization HNP
	Target Area	Citywide
	Goals Supported	Increase homeownership
	Needs Addressed	Creating sustainable neighborhoods
	Funding	CDBG: \$159,000
	Description	New activity is added at \$159,000 for the rehabilitation and completion of a home in Northside under the NSP 1 program to benefit LMI homebuyers.
	Target Date	6/30/2017
	Estimate the number and type of families that will benefit from the proposed activities	One LMI homebuyer will benefit.
	Location Description	In the City's Northside Region.
	Planned Activities	A house in Northside under the NSP 1 program will be rehabilitated and sold to a LMI homebuyer.
Goal Outcome Indicators	1 unit of homeowner housing rehabilitated.	
	Project Name	R Street and 26th Street Lots

41	Target Area	Church Hill - Central Corridor
	Goals Supported	Increase homeownership
	Needs Addressed	Creating sustainable neighborhoods
	Funding	CDBG: \$100,000
	Description	New activity is added at \$100,000 for the acquisition and construction of four new homes for the infill of R Street and 26th Street.
	Target Date	6/30/2017
	Estimate the number and type of families that will benefit from the proposed activities	Four LMI homebuyers will benefit.
	Location Description	In the Church Hill Neighborhood.
	Planned Activities	4 LMI homebuyer will benefit.
	Goal Outcome Indicators	4 units of homeowner housing added.

AP-50 Geographic Distribution – 91.220(f)

Description of the geographic areas of the entitlement (including areas of low-income and minority concentration) where assistance will be directed

The Broad Street Downtown Corridor geographic priority area is located in the Downtown Planning District. The Downtown Planning District has the highest rate of severely cost burdened households at 30.84%. Additionally, Downtown has a higher than citywide average rate of vacancy at 23.10% and substandard housing at 3.08%

The Jefferson Davis - Blackwell Corridor, Jefferson Davis - Bellemeade Corridor, and Hull Street - Swansboro Corridor are all located within the Old South Planning District. The Old South Planning District has the highest rate of substandard housing at 1.21%, the rate of severely cost burdened households with severe cost burden at 23.99%, and a vacancy rate above the citywide average at 18.57%.

The Hull Street – Lower Corridor is the dividing line between the Midlothian and Broad Rock Planning Districts. The Broad Rock Planning District has the highest rate of overcrowded households at 3.70% and the second highest rate of severely cost burden households at 24.60%. The Midlothian Planning District has a high rate of substandard housing at 3.43%.

The East End – Nine Mile Road Corridor and East End – Eastview Corridor geographic priority areas are located within the East Planning District. The East Planning District has an above average rate of overcrowding at 2.54%, severely cost-burdened households at 23.36%, and vacancy at 19.28%. Census Tract 209 has the highest rate of vacancy at 35.75%, and a close-to-average rate of severe cost burden at 21.05%. Census 204 has the highest rate of substandard housing at 9.03% and a close-to-average rate of severe cost burden at 21.66% and a high vacant rate at 16.42%.

The Brookland Park Boulevard Corridor, Highland Park Southern Tip Corridor, and North Jackson Ward Corridor are located in the North Planning District. The North Planning District has an above average rate of overcrowding at 1.90%, substandard housing at 1.93%, and vacancy at 18.97%. The district has a slightly below average rate of severely cost burdened households at 23.03%.

Geographic Distribution

Target Area	Percentage of Funds
Hull Street - Lower Corridor	1
East End - Nine Mile Road Corridor	1
East End - Eastview Corridor	1
Brookland Park Boulevard Corridor	1
Broad Street Downtown Corridor	1
Hull Street - Swansboro Corridor	1

Target Area	Percentage of Funds
Jefferson Davis - Blackwell Corridor	1
Jefferson Davis - Bellemeade Corridor	8
Highland Park Southern Tip Corridor	11
North Jackson Ward Corridor	1
Citywide	62
Carver - Newtowne West Corridor	6
Church Hill - Central Corridor	9

Table 61 - Geographic Distribution

Rationale for the priorities for allocating investments geographically

Resources are allocated based on neighborhood indicators and the results of comprehensive planning and allocation processes.

Discussion

The Highland Park Southern Tip Corridor receive the highest amount of federal entitlement funds. The next are the Church Hill - Central Corridor and Jefferson Davis - Bellemeade Corridor.

Affordable Housing

AP-55 Affordable Housing – 91.220(g)

Introduction

In the 2016 – 2017 Fiscal Year, the City of Richmond will provide affordable housing for 1,270 homeless, non-homeless, and special needs households with rental assistance, new homeowner and rental units, and the rehabilitation of existing units. Rental assistance includes tenant-based rental assistance (TBRA), rapid re-housing, and one-time payments to prevent homelessness.

One Year Goals for the Number of Households to be Supported	
Homeless	863
Non-Homeless	309
Special-Needs	98
Total	1,270

Table 42 - One Year Goals for Affordable Housing by Support Requirement

One Year Goals for the Number of Households Supported Through	
Rental Assistance	200
The Production of New Units	212
Rehab of Existing Units	54
Acquisition of Existing Units	5
Total	471

Table 63 - One Year Goals for Affordable Housing by Support Type

Discussion

The City of Richmond seeks to respond meaningfully to the many and varied housing needs of its citizens. Based on previous experience, small and large households will be served, including elderly and non-elderly households, and renters as well as homeowners.

AP-60 Public Housing – 91.220(h)

Introduction

The Richmond Redevelopment and Housing Authority (RRHA) provides decent and affordable housing in a safe and secure living environment for over 4,000 low- and moderate-income households throughout the City of Richmond. To fulfill this mission, RRHA seeks to preserve its aging housing stock through timely maintenance, modernization and revitalization of its developments. RRHA also administers a citywide Housing Choice Voucher Program (formerly Section 8) in rental units. This program provides rental housing assistance to private landlords for nearly 3,000 families, RRHA works to enhance the quality of life at RRHA by offering the residents opportunities to participate in various community, educational and recreational programs, as well as job readiness and training initiatives.

Actions planned during the next year to address the needs to public housing

Richmond Redevelopment and Housing Authority's (RRHA) strategy for addressing the housing needs of families in the jurisdiction and on the waiting list focuses on developing more affordable housing units and building the capacity of individuals and families. RRHA will accomplish this by creating developments for persons with special needs who can meet the essential requirements of tenancy with or without a reasonable accommodation, and providing decent and affordable rental housing to serve families as they become self-sufficient.

Along these lines, RRHA will explore a broad range of housing opportunities, through the Housing Choice Voucher program (Section 8) and other resources that may become available through partnerships, focusing on the homeless, those needing transitional housing, and other households with special needs (e.g., HIV/AIDS, domestic violence, etc.), as identified by RRHA and/or the City of Richmond as described further below.

Actions to encourage public housing residents to become more involved in management and participate in homeownership

RRHA priorities, through its various programs and services, will provide a means for improving the quality of life and addressing needs that encourage growth and upward mobility. RRHA recognizes that achieving homeownership, and obtaining safe and affordable housing is contingent upon meeting many needs of individuals and families. Needs must be met to have an adequate income, to obtain training and education to acquire employment or achieve other goals, to achieve stability and well-being within the household, to have access to recreational opportunities and other resources that promote a healthy environment.

RRHA will implement affordable housing opportunities and develop mixed-income neighborhoods that include single family homeownership opportunities along with rental opportunities. For qualified Family Self-Sufficiency Program participants, homeownership opportunities exist to assist public housing and

Housing Choice Voucher families to transition/prepare for homeownership. Training for participants available through partnerships include homeownership education and counseling, credit and budgeting, money management, basic banking, landscaping, and preventive maintenance.

The RRHA will continue to encourage resident involvement in community life, especially with Tenant Councils and crime prevention efforts. Tenant Councils work with management to address issues within each community and develop plans for the future. RRHA will continue to encourage residents to participate in training, community forums, and action committees and be supportive of law enforcement in their communities. RRHA will continue the services offered under the Resident Services.

If the PHA is designated as troubled, describe the manner in which financial assistance will be provided or other assistance

Not applicable.

Discussion

No additional information.

AP-65 Homeless and Other Special Needs Activities – 91.220(i)

Introduction

The City of Richmond uses ESG funds to partner with non-profit service providers to assist persons in need of temporary emergency shelter, rapid re-housing assistance or homeless prevention assistance. Other funding supports outreach activities to homeless individuals in the jurisdiction.

Describe the jurisdictions one-year goals and actions for reducing and ending homelessness including

Reaching out to homeless persons (especially unsheltered persons) and assessing their individual needs

Other (non-ESG) funding is used for this purpose in the City of Richmond. Homeward operates its annual Homeless Connect event to make homeless individuals aware of a wide variety of services available in the community, from income supports to medical care.

Addressing the emergency shelter and transitional housing needs of homeless persons

The City of Richmond awards Emergency Solutions Grant funding to agencies such as CARITAS and HomeAgain to operate emergency shelters, and well over 1000 individuals are served by these programs annually.

Helping homeless persons (especially chronically homeless individuals and families, families with children, veterans and their families, and unaccompanied youth) make the transition to permanent housing and independent living, including shortening the period of time that individuals and families experience homelessness, facilitating access for homeless individuals and families to affordable housing units, and preventing individuals and families who were recently homeless from becoming homeless again

Over half of the City of Richmond's ESG funding is dedicated to the provision of rapid re-housing assistance, and last year this funding assisted over 120 households. The City plans to continue placing an emphasis on rapid re-housing with its annual ESG allocation.

Helping low-income individuals and families avoid becoming homeless, especially extremely low-income individuals and families and those who are: being discharged from publicly funded institutions and systems of care (such as health care facilities, mental health facilities, foster care and other youth facilities, and corrections programs and institutions); or, receiving assistance from public or private agencies that address housing, health, social services,

employment, education, or youth needs

The Greater Richmond Continuum of Care (of which the City of Richmond is an active member) coordinates services and resources with the Richmond City Community Criminal Justice Board on the needs of people experiencing homelessness who have been involved with the criminal justice system and with the Central Region Independent Living Advocates for Youth on the needs of youth aging out of foster care. The Coordinated Outreach team works with area hospitals (including McGuire VA Medical Center) on the needs of those exiting hospitals. The City of Richmond's Department of Social Services uses ESG funding to prevent eligible qualified households from becoming homeless by providing emergency financial assistance in a limited number of instances where the households have received impending eviction notices.

Discussion

No additional information.

AP-70 HOPWA Goals - 91.220 (I)(3)

One year goals for the number of households to be provided housing through the use of HOPWA for:

Short-term rent, mortgage, and utility assistance to prevent homelessness of the individual or family	100
Tenant-based rental assistance	38
Units provided in permanent housing facilities developed, leased, or operated with HOPWA funds	10
Units provided in transitional short-term housing facilities developed, leased, or operated with HOPWA funds	0
Total	148

AP-75 Barriers to affordable housing – 91.220(j)

Introduction:

Market conditions create a barrier for affordable housing in Richmond where there is a high demand for City's stock of architecturally interesting and historic residential dwelling units and other types of buildings for conversion to residential units as close-in and downtown living have become more popular in Richmond over the past two decades. Richmond has experienced a boom in the development and redevelopment of housing units as younger people move to the City, including college students, and as empty-nesters discover the joys of urban living. Richmond's recent focus on its creative and entrepreneurial economy through the "RVA" campaign has continued to fuel this demographic and market shift even during the most recent down cycle of the economy. This trend has taken many housing units out of the pool of affordable housing and put them into the market-driven pool of units as well as driving up the cost of unimproved housing units in the more popular neighborhoods.

Actions it planned to remove or ameliorate the negative effects of public policies that serve as barriers to affordable housing such as land use controls, tax policies affecting land, zoning ordinances, building codes, fees and charges, growth limitations, and policies affecting the return on residential investment

During this Annual Plan time period, four actions will be undertaken as a means of removing or ameliorating the negative effects of public policies that are barriers to affordable housing:

1. Implement the recommendations of the Mayor's Anti-Poverty Commission.
2. Develop a strategy to market and sell surplus properties held by the City of Richmond and the Richmond Redevelopment and Housing Authority (RRHA) to residents and for-profit and non-profit developers for development of affordable housing.
3. Develop a financial mechanism that channels regular and periodic funding to the City of Richmond's Affordable Housing Trust Fund.
4. Further strengthen coordination with state and regional fair housing service providers and/or fair housing agencies in adjacent jurisdictions.

Discussion:

No additional information.

AP-85 Other Actions – 91.220(k)

Introduction:

The City has funded several activities to move toward realization of its plan. Funds are provided for affordable homeownership, blight reduction, job training, job creation, and support for homeless individuals and families.

Actions planned to address obstacles to meeting underserved needs

The City will continue to work on the long-term funding of its Affordable Housing Trust Fund. This fund will assist rehabilitation and construction of affordable units as well as homebuyer assistance.

Actions planned to foster and maintain affordable housing

The data identifies the potential surplus of 111 assisted units during the year, due to the construction of affordable rental houses in the City, especially for the 3200 W Broad St and Jefferson Davis Mixed Use Development projects. The City will continue to encourage the construction of rental units for its affordable housing development. The City also maintains its emergency repair program that enables low-income families to live in decent, safe housing. The City will continue its code enforcement efforts to ensure rental as well as owner-occupied properties are maintained properly.

Actions planned to reduce lead-based paint hazards

The City of Richmond will reduce LBP hazards through its housing activities that involve new construction, rehabilitation of existing owner-occupied structures, and structures for sale/lease using lead safe work practices, code enforcement, lead paint/healthy homes education to homeowners, renters and landlords. The City will also continue to work with the Richmond City Health District (RCHD) and other partners in obtaining adequate funding to create more lead safe housing units. The City requires all of its housing providers to follow Federal and City Lead Paint Regulations to ensure that lead hazards are reduced or in many cases eliminated.

Actions planned to reduce the number of poverty-level families

The City will address several of the elements of its anti-poverty strategy in this Annual Plan budget and with other local funds. Elements to be addressed include workforce development, job creation through financial support and incentives to businesses, financial literacy training for households, and individual development accounts.

Actions planned to develop institutional structure

The City works with various non-profit groups to deliver services and products. These groups function

well and reliably. Unfortunately, the number of groups available to work with the City has declined over time. Currently, there is not a non-profit partner group specifically focused on neighborhood commercial development. The City will seek to strengthen its partnership network. The City will continue to meet and dialogue with counterparts in surrounding jurisdictions and with the non-profits, looking for opportunities to partner.

Actions planned to enhance coordination between public and private housing and social service agencies

The City will continue to remain an active and engaged partner with various public and private housing and social service agencies. In addition, various tasks forces and commissions are on parallel tracks to the Consolidated Plan. This reiteration of common themes will help to bridge gaps in service delivery.

Discussion:

No additional information.

Program Specific Requirements

AP-90 Program Specific Requirements – 91.220(I)(1,2,4)

Introduction:

No additional information.

Community Development Block Grant Program (CDBG)

Reference 24 CFR 91.220(I)(1)

Projects planned with all CDBG funds expected to be available during the year are identified in the Projects Table. The following identifies program income that is available for use that is included in projects to be carried out.

1. The total amount of program income that will have been received before the start of the next program year and that has not yet been reprogrammed	\$131,259.33
2. The amount of proceeds from section 108 loan guarantees that will be used during the year to address the priority needs and specific objectives identified in the grantee's strategic plan.	\$136,783.96
3. The amount of surplus funds from urban renewal settlements	0
4. The amount of any grant funds returned to the line of credit for which the planned use has not been included in a prior statement or plan	0
5. The amount of income from float-funded activities	0
Total Program Income:	\$268,043.29

Other CDBG Requirements

1. The amount of urgent need activities	0
2. The estimated percentage of CDBG funds that will be used for activities that benefit persons of low and moderate income. Overall Benefit - A consecutive period of one, two or three years may be used to determine that a minimum overall benefit of 70% of CDBG funds is used to benefit persons of low and moderate income. Specify the years covered that include this Annual Action Plan.	91.00%

HOME Investment Partnership Program (HOME)

Reference 24 CFR 91.220(I)(2)

1. A description of other forms of investment being used beyond those identified in Section 92.205 is

as follows:

Not applicable.

2. A description of the guidelines that will be used for resale or recapture of HOME funds when used for homebuyer activities as required in 92.254, is as follows:

No additional information.

3. A description of the guidelines for resale or recapture that ensures the affordability of units acquired with HOME funds? See 24 CFR 92.254(a)(4) are as follows:

The City of Richmond currently uses the recapture provision option outlined in Section 24 CFR Part 92.254 (a)(5)(ii)(A)(2) to ensure the affordability requirements for the HOME Investment Partnerships (HOME) Program. The recapture provision will be used to recover the direct subsidy to the homebuyer which includes down payment, closing cost assistance, interest subsidies and any difference between fair market value and purchase price. The recapture provision will be limited to net proceeds available from the sale of the HOME assistance unit. The amount of direct subsidy subject to recapture is based on the pro-rata share of the remaining affordability period. The affordability period is determined by the amount of direct subsidy included in the deed or land covenant, which will be defined in the terms of the loan. The affordability period will apply as follows:

- Project under \$15,000 are five-year term
- Projects from \$15,001 - \$40,000 are ten-year term
- Projects over \$40,000 are fifteen-year term

The City will enforce the recapture provision requirement in its contractual agreement with its sub-recipients, for-profit organizations and CHDOs. This recapture provision must be used by all subrecipients, for-profit organizations and CHDOs when transactions are sale of property using HOME Investment Partnerships Program. Therefore, all the sub-recipients, for-profit organizations or CHDOs will be responsible for passing the recapture provision requirement to the purchaser of the HOME assisted unit in the form of a deed or land covenant that runs concurrently with the affordability period.

The City does not intend to use HOME funds to refinance existing debt serviced by multifamily housing that is being rehabilitated with HOME funds.

4. Plans for using HOME funds to refinance existing debt secured by multifamily housing that is rehabilitated with HOME funds along with a description of the refinancing guidelines required

that will be used under 24 CFR 92.206(b), are as follows:

The City does not intend to use HOME funds to refinance existing debt serviced by multifamily housing that is being rehabilitated with HOME funds.

- 5. A description of eligible applicants (e.g., categories of eligible applicants), its process for soliciting and funding applications or proposals (e.g., competition, first-come first-serve) and where detailed information may be obtained (e.g., application packages are available at the office of the jurisdiction or on the jurisdiction's Web site)**

The City's application process is open to all non-profits, for profits, faith based and other community organizations. The City of Richmond places advertisements for the availability of funding in two local newspapers as well as posts it on the City's website and emails notices to current recipients and any person or organization that has requested information in the past year. Application packages are available at the City's Department of Economic and Community Development office, on its website, and at the Richmond Public Library located at 101 East Franklin Street. Applications are reviewed and scored based on meeting the City's Strategic Priorities as well as the Major Objectives and Priority Needs outlined in the City's Consolidated Plan. The City's score sheet and score methodology is made available to the applicant as part of the application packet. It is a comprehensive review process of not just the project but also the organization as well. The proposed project application score assists the City in choosing projects for funding in the coming fiscal year.

Emergency Solutions Grant (ESG) Reference 91.220(l)(4)

- 1. Include written standards for providing ESG assistance (may include as attachment)**

By accepting ESG funds from the City of Richmond, all subrecipients agree to administer assistance in ways that are consistent with the standards mandated by the City of Richmond, in accordance with federal ESG regulations. A full copy of Richmond's ESG written standards has been uploaded in Section AD-25 of this document.

- 2. If the Continuum of Care has established centralized or coordinated assessment system that meets HUD requirements, describe that centralized or coordinated assessment system.**

The development of a coordinated assessment system that meets HUD requirements is one of the top strategic priorities of the CoC. The CoC's collaborative applicant, Homeward, contracted with the Corporation for Supportive Housing to host orientation and learning sessions on coordinated assessment last year. The CoC has also established a Coordinated Assessment committee, which has

met on a regular basis. The CoC anticipates introducing components of an enhanced coordinated assessment system in 2016.

3. Identify the process for making sub-awards and describe how the ESG allocation available to private nonprofit organizations (including community and faith-based organizations).

The City and the CoC actively encourage new applicants to apply for funds and have sponsored meetings about the funding process and local priorities. The CoC's collaborative applicant provides quarterly "Solutions Provider Training" to those new to homeless services and makes more than 10 presentations to community and faith-based organizations each year. All applicants and potential applicants are encouraged to participate in the CoC and work to address gaps in service provision. The annual subrecipient application process for ESG funds involves staff review and scoring of competing applications, with input from the CoC's Ranking Committee, before being sent to City of Richmond Administration and City Council for approval.

4. If the jurisdiction is unable to meet the homeless participation requirement in 24 CFR 576.405(a), the jurisdiction must specify its plan for reaching out to and consulting with homeless or formerly homeless individuals in considering policies and funding decisions regarding facilities and services funded under ESG.

The Greater Richmond Continuum of Care (of which this jurisdiction is an active member) conducts semi-annual focus groups or other input sessions with clients experiencing homelessness in order to gather input. The CoC actively encourages participation in the quarterly CoC meetings by individuals who are currently experiencing homelessness by hosting the meetings in locations accessible by public transportation and by not charging membership fees to participate.

5. Describe performance standards for evaluating ESG.

The Greater Richmond Continuum of Care uses the HEARTH Act performance measurements to evaluate ESG programs. The HMIS staff run APR reports quarterly for review by the funded agencies and also provide this information to the Department of Economic and Community Development's Project Manager. The CoC's Performance Measurement Committee meets regularly and is developing performance standards for each program type. With the exception of providers primarily serving survivors of domestic violence, all programs use HMIS to collect data and monitor program outcomes. Domestic violence programs use comparable databases.

Discussion:

No additional information.

Housing Opportunities for Persons with AIDS (HOPWA)
Reference 24 CFR 91.220(l)(3)

Identify the method for selecting project sponsors (including providing full access to grassroots faith-based and other community organizations)

The City's application process is open to all non-profits, for profits, faith based and other community organizations. The City of Richmond places advertisements for the availability of funding in two local newspapers as well as posts it on the City's website and emails notices to current recipients and any person or organization that has requested information in the past year. Applications are reviewed and scored based on meeting the City's Strategic Priorities as well as the Major Objectives and Priority Needs outlined in the City's Consolidated Plan. The City's score sheet and score methodology is made available to the applicant as part of the application packet. It is a comprehensive review process of not just the project but also the organization as well. The proposed project application score assists the City in choosing projects for funding in the coming fiscal year.

Attachments

Appendix - Alternate/Local Data Sources

1	<p>Data Source Name</p> <p>Homeward 15th Winter Point-In-Time Count</p>
	<p>List the name of the organization or individual who originated the data set.</p> <p>Homeward</p>
	<p>Provide a brief summary of the data set.</p> <p>Homeward conducts a biannual point-in-time count of homeless individuals both shelters and unsheltered.</p>
	<p>What was the purpose for developing this data set?</p> <p>Homeward serves as the central resource for real-time community-level data including documented service outcomes. Findings are provided to public and private service providers and policy makers in the region. Goal 5 of the Ten Year Plan to Prevent and End Homelessness in the Richmond Region is to provide regional data and research on homelessness. The point-in-time count is a major source of data, and the current focus is on measuring the baseline indicators for the Ten Year Plan and documenting outcomes that might be expected for different types of programs. In addition, reporting on specific subpopulations (i.e., ex-offenders, adults who were homeless or in foster care as children, veterans, and individuals who are chronically homeless), provides our community a greater understanding of barriers to housing.</p>
	<p>How comprehensive is the coverage of this administrative data? Is data collection concentrated in one geographic area or among a certain population?</p> <p>Data is collected for the entire Richmond region for homeless individuals both sheltered and unsheltered.</p>
	<p>What time period (provide the year, and optionally month, or month and day) is covered by this data set?</p> <p>January 24, 2013</p>
	<p>What is the status of the data set (complete, in progress, or planned)?</p> <p>Complete.</p>
2	<p>Data Source Name</p> <p>Virginia HIV epidemiology Profile</p>
	<p>List the name of the organization or individual who originated the data set.</p> <p>VA Department of Health, Division of Disease Prevention</p>

	<p>Provide a brief summary of the data set.</p> <p>The VA HIV Surveillance Program conducts core surveillance activities including reporting confirmed diagnoses of HIV and AIDS to CDC collecting demographic characteristics, transmission category, initial immune status, and viral load and CD4 counts.</p>
	<p>What was the purpose for developing this data set?</p> <p>The Epidemiology Profile is used by the VA HIV Community Planning Group (CPG) and VA HIV Prevention Program to determine priority target populations and to assist in the planning of various prevention grant programs.</p>
	<p>How comprehensive is the coverage of this administrative data? Is data collection concentrated in one geographic area or among a certain population?</p> <p>The report covers the whole state of Virginia and broken down by County & City.</p>
	<p>What time period (provide the year, and optionally month, or month and day) is covered by this data set?</p> <p>January to December 2011</p>
	<p>What is the status of the data set (complete, in progress, or planned)?</p> <p>complete</p>
3	<p>Data Source Name</p> <p>Planning Estimates on Unmet Need for HOPWA</p>
	<p>List the name of the organization or individual who originated the data set.</p> <p>National Association of Housing Cooperatives (NAHC)</p>
	<p>Provide a brief summary of the data set.</p> <p>Planning Estimates on Unmet Need for Formula and Competitive Grantees as of 11-30-2011 (Data taken from PY 2010-11 Performance Reports, January 12, 2012 edition)</p>
	<p>What was the purpose for developing this data set?</p> <p>Addressing Community Needs</p>
	<p>How comprehensive is the coverage of this administrative data? Is data collection concentrated in one geographic area or among a certain population?</p> <p>People with HIV/AIDS nationwide</p>
	<p>What time period (provide the year, and optionally month, or month and day) is covered by this data set?</p> <p>2011</p>
	<p>What is the status of the data set (complete, in progress, or planned)?</p> <p>complete</p>

Appendix 2 - Written Standards for Provision of ESG Assistance [24 CFR 576.400(e)]

By accepting ESG funds from the City of Richmond, the service provider agrees to administer the funds in ways that are consistent with the standards provided by the City of Richmond and in accordance with the HUD ESG regulations found at [24 CFR, Part 576](#).

A. Requirement to serve residents of the City of Richmond

Funds should be used for residents of the City of Richmond. Agencies are expected to verify city residence when verifying other eligibility requirements.

B. Client Eligibility Requirements

Clients will be referred from the Coordinated Entry System of the Greater Richmond Continuum of Care (GRCoC). All assisted households must be “homeless” or “at-risk” as defined at [24 CFR § 576.2](#). Service providers are expected to familiarize themselves with the HUD definitions which are detailed within this citation, and summarized in the chart just below:

Service Type	Eligibility Criteria
Emergency Shelter	<ul style="list-style-type: none">• Literally homeless• At imminent risk of homelessness• Individuals exiting institutions (where they resided temporarily) with no resources or anywhere to go.
Rapid Re-housing	Household must be literally homeless as defined by HUD at 24 CFR § 576.2 and without other housing resources.
Prevention	<ul style="list-style-type: none">• Be at risk of homelessness as defined by HUD at 24 CFR § 576.2, and will become homeless within 14 days but for this assistance, and• have a total household income at or below 30% AMI, and• have medium to high barriers to housing as defined by using tool(s) currently adopted by the Greater Richmond CoC Board.

For all assistance, an initial evaluation to determine program eligibility of individuals and/or families will be conducted. It will establish the type and amount of assistance needed, as well as how to address the needs of ineligible applicants. Clients will be assessed using the tool(s) adopted by the GRCoC Board. The assessment must include:

- confirmation that the household has been screened by the Coordinated Entry System (can be confirmed with review of intake in HCIS or in the coordinated entry for survivors of sexual and domestic violence),
- certification of homeless status,
- an assessment of need and vulnerability using a currently-approved CoC assessment tool (currently, the VI-SPDAT), and
- a completed housing barrier assessment for service and housing needs.

Recertification

Agencies/service providers will reassess the household eligibility, assistance needs (including level and type) at least every three months. Households can be recertified for continued assistance based on need. Each recertification will include a review of income and service needs.

Homeless Management Information System (HMIS) Participation

All agencies are required to enter client-level data into the GRCoC-designated HMIS or a comparable data base. Data entry requirements include but are not limited to the following:

- HUD-required data elements
- Assessed housing barrier level at intake and recertification
- An exit assessment that is entered into HMIS or a comparable-level database.

Providers must adhere to the Data Quality Plan and other GRCoC-approved policies and procedures for HMIS.

C. Participation in the Greater Richmond Continuum of Care

All ESG funded agencies are required to be an active member of the Greater Richmond Continuum of Care (GRCoC) as defined by the GRCoC by-laws, found at www.endhomelessnessva.org. Participation in the GRCoC must be demonstrated annually by official communication from the CoC governing body or its designee.

D. Shelter Operations

Shelters must meet basic habitability standards including fire inspection and Americans with Disabilities Act (ADA) standards. If the shelter itself is not ADA compliant, the sub-grantee must have a plan to meet the needs of households with disabilities.

Shelters include programs that provide temporary shelter to households experiencing homelessness and may include seasonal shelters. Transitional housing is not eligible under ESG.

Eligible Costs

Most costs associated with the operation of a shelter are eligible ESG costs. These costs include:

- Rent
- Security
- Maintenance
- Utilities
- Supplies
- Essential Services (case management and limited support services)

E. Rapid Re-housing Assistance

All households receiving assistance must meet the client eligibility requirements identified in the section above titled Client Eligibility Requirements.

Eligible costs

Eligible rapid re-housing costs include rent, security deposits, maintenance, utilities, housing relocation services, supplies, and case management. Grantees should refer to the ESG Regulations for specific guidance on eligible costs. In cases where there is uncertainty about costs, grantees are asked to contact the City of Richmond ESG Coordinator for additional guidance.

Level of assistance

Providers are expected to work with households to identify the types and levels of assistance that are needed to support a permanent housing placement. Support should be limited to the minimal amount needed to house a client. It is strongly encouraged that clients share in rent and utility costs, if they have the ability to pay. Recertifications should be used to offer additional support to clients that need additional assistance to maintain housing stability. All costs should be assessed for reasonableness and agencies should document assessments of reasonableness in client case files. Rents should meet the Rent Reasonableness guidelines detailed in the ESG regulations issued by HUD.

Expectation of services

All individuals seeking or receiving assistance must be provided information explaining the types of services that they are being screened for, and an explanation of how that determination will be made. RRH Case Management and Services should be based on the following core principles: housing first approach, client-driven, housing-retention focused, and collaborative with the client to engage in the community.

The following guidelines should be used when providing assessment and case management services to RRH clients:

- Assessment and housing case management should begin within three (3) business days of referral;
- Beginning with assessment, all decisions and case management should be client-driven;
- For Housing-Focused Case Management, each RRH Service provider will have a policy that indicates the minimum and/or maximum number of properties shown;
- Housing-focused case management (i.e., tasks necessary to obtain housing) should be provided at least weekly, until housed;
- Housing stabilization case management (i.e., tasks necessary to sustain housing such as connection to mainstream resources and wrap-around services) will be provided at least monthly, once housed, while receiving financial assistance; and
- Once financial assistance has ended, client contact should continue at least monthly for a minimum of two (2) months before discharge.

Length of assistance and types of assistance

The duration of financial assistance will not exceed more than 12 consecutive months at a time, excluding arrears, and it will not exceed more than 24 months total over a 36 month period. Assistance provided may be short-term rental assistance, medium-term rental assistance, payment of rental arrears, housing search, case management or any combination thereof.

- Short-term rental assistance is to be limited to a maximum of 3 months of rent.
- Medium-term rental assistance shall extend for more than 3 months but not more than 12 months of rent. Households must be authorized for short-term assistance and receive medium-term assistance only at the initial recertification.
- Payment of rental arrears consists of a one-time payment for up to 6 months of rent in arrears, including any late fees on those arrears.
- Housing relocation and stabilization services include financial assistance activities such as moving costs, rental application fees, security deposits, last month's rent, utility deposits and utility payments; and services such as housing search and placement, housing stability and case management, mediation, legal services, and credit repair.
- Housing search and placement services include services or activities that assist individuals or families in locating, obtaining, and retaining suitable housing.

Habitability standards

When funds are used to pay for rents, the rental unit must meet the habitability standards established in the HUD ESG regulations.

F. Prevention Assistance

Eligible costs

Eligible prevention assistance costs include rent, security deposits, maintenance, utilities, housing relocation services, supplies, and case management. Grantees should refer to the ESG Regulations (under 24 CFR § 576, Subpart B) for specific guidance on eligible costs. In cases where there is uncertainty about costs, grantees are asked to contact the City of Richmond ESG Coordinator for additional guidance.

Level of assistance

Providers are expected to work with households to identify the types and levels of assistance that are needed to support a permanent housing placement. Support should be limited to the minimal amount needed to house a client. It is strongly encouraged that clients share in rent and utility costs, if they have the ability to pay. Recertifications should be used to offer additional support to clients that need additional assistance to maintain housing stability. All costs should be assessed for reasonableness and agencies should document assessments of reasonableness in client case files. Rents should meet the Rent Reasonableness guidelines detailed in the ESG regulations issued by HUD.

Grantee SF-424's and Certification(s)

CERTIFICATIONS

In accordance with the applicable statutes and the regulations governing the consolidated plan regulations, the jurisdiction certifies that:

Affirmatively Further Fair Housing – The jurisdiction will affirmatively further fair housing, which means it will conduct an analysis of impediments to fair housing choice within the jurisdiction, take appropriate actions to overcome the effects of any impediments identified through that analysis, and maintain records reflecting that analysis and actions in this regard.

Anti-displacement and Relocation Plan – It will comply with the acquisition and relocation requirements of the Uniform Relocation Assistance and Real Property Acquisition Policies Act of 1970, as amended, and implementing regulations at 49 CFR 24; and it has in effect and is following a residential antidisplacement and relocation assistance plan required under section 104(d) of the Housing and Community Development Act of 1974, as amended, in connection with any activity assisted with funding under the CDBG or HOME programs.


Anti-Lobbying – To the best of the jurisdiction's knowledge and belief:

1. No Federal appropriated funds have been paid or will be paid, by or on behalf of it, to any person for influencing or attempting to influence an officer or employee of any agency, a Member of Congress, an officer or employee of Congress, or an employee of a Member of Congress in connection with the awarding of any Federal contract, the making of any Federal grant, the making of any Federal loan, the entering into of any cooperative agreement, and the extension, continuation, renewal, amendment, or modification of any Federal contract, grant, loan, or cooperative agreement;
2. If any funds other than Federal appropriated funds have been paid or will be paid to any person for influencing or attempting to influence an officer or employee of any agency, a Member of Congress, an officer or employee of Congress, or an employee of a Member of Congress in connection with this Federal contract, grant, loan, or cooperative agreement, it will complete and submit Standard Form-LLL, "Disclosure Form to Report Lobbying," in accordance with its instructions; and
3. It will require that the language of paragraph 1 and 2 of this anti-lobbying certification be included in the award documents for all subawards at all tiers (including subcontracts, subgrants, and contracts under grants, loans, and cooperative agreements) and that all subrecipients shall certify and disclose accordingly.

Authority of Jurisdiction – The consolidated plan is authorized under State and local law (as applicable) and the jurisdiction possesses the legal authority to carry out the programs for which it is seeking funding, in accordance with applicable HUD regulations.

Consistency with plan -- The housing activities to be undertaken with CDBG, HOME, ESG, and HOPWA funds are consistent with the strategic plan.

Section 3 – It will comply with section 3 of the Housing and Urban Development Act of 1968, and implementing regulations at 24 CFR Part 135.


Signature/Authorized Official

6/22/16
Date

Chief Administrative Officer, City of Richmond
Title

Specific CDBG Certifications

The Entitlement Community certifies that:

Citizen Participation -- It is in full compliance and following a detailed citizen participation plan that satisfies the requirements of 24 CFR 91.105.

Community Development Plan -- Its consolidated housing and community development plan identifies community development and housing needs and specifies both short-term and long-term community development objectives that provide decent housing, expand economic opportunities primarily for persons of low and moderate income. (See CFR 24 570.2 and CFR 24 part 570)

Following a Plan -- It is following a current consolidated plan (or Comprehensive Housing Affordability Strategy) that has been approved by HUD.

Use of Funds -- It has complied with the following criteria:

1. Maximum Feasible Priority. With respect to activities expected to be assisted with CDBG funds, it certifies that it has developed its Action Plan so as to give maximum feasible priority to activities which benefit low and moderate income families or aid in the prevention or elimination of slums or blight. The Action Plan may also include activities which the grantee certifies are designed to meet other community development needs having a particular urgency because existing conditions pose a serious and immediate threat to the health or welfare of the community, and other financial resources are not available);

2. Overall Benefit. The aggregate use of CDBG funds including section 108 guaranteed loans during program year(s) 2016, 2020 (a period specified by the grantee consisting of one, two, or three specific consecutive program years), shall principally benefit persons of low and moderate income in a manner that ensures that at least 70 percent of the amount is expended for activities that benefit such persons during the designated period;

3. Special Assessments. It will not attempt to recover any capital costs of public improvements assisted with CDBG funds including Section 108 loan guaranteed funds by assessing any amount against properties owned and occupied by persons of low and moderate income, including any fee charged or assessment made as a condition of obtaining access to such public improvements.

However, if CDBG funds are used to pay the proportion of a fee or assessment that relates to the capital costs of public improvements (assisted in part with CDBG funds) financed from other revenue sources, an assessment or charge may be made against the property with respect to the public improvements financed by a source other than CDBG funds.

The jurisdiction will not attempt to recover any capital costs of public improvements assisted with CDBG funds, including Section 108, unless CDBG funds are used to pay the proportion of fee or assessment attributable to the capital costs of public improvements financed from other revenue sources. In this case, an assessment or charge may be made against the property with respect to the public improvements financed by a source other than CDBG funds. Also, in the case of properties owned and occupied by moderate-income (not low-income) families, an assessment or charge may be made against the property for public improvements financed by a source other than CDBG funds if the jurisdiction certifies that it lacks CDBG funds to cover the assessment.

Excessive Force -- It has adopted and is enforcing:

1. A policy prohibiting the use of excessive force by law enforcement agencies within its

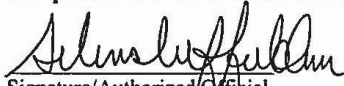
jurisdiction against any individuals engaged in non-violent civil rights demonstrations; and

2. A policy of enforcing applicable State and local laws against physically barring entrance to or exit from a facility or location which is the subject of such non-violent civil rights demonstrations within its jurisdiction;

Compliance With Anti-discrimination laws -- The grant will be conducted and administered in conformity with title VI of the Civil Rights Act of 1964 (42 USC 2000d), the Fair Housing Act (42 USC 3601-3619), and implementing regulations.

Lead-Based Paint -- Its activities concerning lead-based paint will comply with the requirements of 24 CFR Part 35, subparts A, B, J, K and R;

Compliance with Laws -- It will comply with applicable laws.


Signature/Authorized Official

6/22/16
Date

Chief Administrative Officer, City of Richmond
Title

**OPTIONAL CERTIFICATION
CDBG**

Submit the following certification only when one or more of the activities in the action plan are designed to meet other community development needs having a particular urgency as specified in 24 CFR 570.208(c):

The grantee hereby certifies that the Annual Plan includes one or more specifically identified CDBG-assisted activities which are designed to meet other community development needs having a particular urgency because existing conditions pose a serious and immediate threat to the health or welfare of the community and other financial resources are not available to meet such needs.

N/A

Signature/Authorized Official

Date

Chief Administrative Officer, City of Richmond
Title

Specific HOME Certifications


The HOME participating jurisdiction certifies that:

Tenant Based Rental Assistance -- If the participating jurisdiction intends to provide tenant-based rental assistance:

The use of HOME funds for tenant-based rental assistance is an essential element of the participating jurisdiction's consolidated plan for expanding the supply, affordability, and availability of decent, safe, sanitary, and affordable housing.

Eligible Activities and Costs -- it is using and will use HOME funds for eligible activities and costs, as described in 24 CFR § 92.205 through 92.209 and that it is not using and will not use HOME funds for prohibited activities, as described in § 92.214.

Appropriate Financial Assistance -- before committing any funds to a project, it will evaluate the project in accordance with the guidelines that it adopts for this purpose and will not invest any more HOME funds in combination with other Federal assistance than is necessary to provide affordable housing;


Signature/Authorized Official

6/22/16
Date

Chief Administrative Officer, City of Richmond
Title

ESG Certifications

The Emergency Solutions Grants Program Recipient certifies that:

Major rehabilitation/conversion – If an emergency shelter’s rehabilitation costs exceed 75 percent of the value of the building before rehabilitation, the jurisdiction will maintain the building as a shelter for homeless individuals and families for a minimum of 10 years after the date the building is first occupied by a homeless individual or family after the completed rehabilitation. If the cost to convert a building into an emergency shelter exceeds 75 percent of the value of the building after conversion, the jurisdiction will maintain the building as a shelter for homeless individuals and families for a minimum of 10 years after the date the building is first occupied by a homeless individual or family after the completed conversion. In all other cases where ESG funds are used for renovation, the jurisdiction will maintain the building as a shelter for homeless individuals and families for a minimum of 3 years after the date the building is first occupied by a homeless individual or family after the completed renovation.

Essential Services and Operating Costs – In the case of assistance involving shelter operations or essential services related to street outreach or emergency shelter, the jurisdiction will provide services or shelter to homeless individuals and families for the period during which the ESG assistance is provided, without regard to a particular site or structure, so long the jurisdiction serves the same type of persons (e.g., families with children, unaccompanied youth, disabled individuals, or victims of domestic violence) or persons in the same geographic area.

Renovation – Any renovation carried out with ESG assistance shall be sufficient to ensure that the building involved is safe and sanitary.

Supportive Services – The jurisdiction will assist homeless individuals in obtaining permanent housing, appropriate supportive services (including medical and mental health treatment, victim services, counseling, supervision, and other services essential for achieving independent living), and other Federal State, local, and private assistance available for such individuals.

Matching Funds – The jurisdiction will obtain matching amounts required under 24 CFR 576.201.


Confidentiality – The jurisdiction has established and is implementing procedures to ensure the confidentiality of records pertaining to any individual provided family violence prevention or treatment services under any project assisted under the ESG program, including protection against the release of the address or location of any family violence shelter project, except with the written authorization of the person responsible for the operation of that shelter.

Homeless Persons Involvement – To the maximum extent practicable, the jurisdiction will involve, through employment, volunteer services, or otherwise, homeless individuals and families in constructing, renovating, maintaining, and operating facilities assisted under the ESG program, in providing services assisted under the ESG program, and in providing services for occupants of facilities assisted under the program.

Consolidated Plan – All activities the jurisdiction undertakes with assistance under ESG are consistent with the jurisdiction’s consolidated plan.

Discharge Policy – The jurisdiction will establish and implement, to the maximum extent practicable and where appropriate policies and protocols for the discharge of persons from

publicly funded institutions or systems of care (such as health care facilities, mental health facilities, foster care or other youth facilities, or correction programs and institutions) in order to prevent this discharge from immediately resulting in homelessness for these persons.



Signature/Authorized Official



Date

Chief Administrative Officer, City of Richmond
Title


HOPWA Certifications


The HOPWA grantee certifies that:

Activities -- Activities funded under the program will meet urgent needs that are not being met by available public and private sources.

Building -- Any building or structure assisted under that program shall be operated for the purpose specified in the plan:

1. For at least 10 years in the case of assistance involving new construction, substantial rehabilitation, or acquisition of a facility,
2. For at least 3 years in the case of assistance involving non-substantial rehabilitation or repair of a building or structure.


Signature/Authorized Official


Date


Chief Administrative Officer, City of Richmond
Title

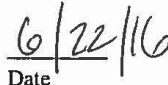
APPENDIX TO CERTIFICATIONS

INSTRUCTIONS CONCERNING LOBBYING:

A. Lobbying Certification

This certification is a material representation of fact upon which reliance was placed when this transaction was made or entered into. Submission of this certification is a prerequisite for making or entering into this transaction imposed by section 1352, title 31, U.S. Code. Any person who fails to file the required certification shall be subject to a civil penalty of not less than \$10,000 and not more than \$100,000 for each such failure.



Signature/Authorized Official


Date

Chief Administrative Officer, City of Richmond
Title


Application for Federal Assistance SF-424		
* 1. Type of Submission: <input type="checkbox"/> Preapplication <input checked="" type="checkbox"/> Application <input type="checkbox"/> Changed/Corrected Application	* 2. Type of Application: <input type="checkbox"/> New <input checked="" type="checkbox"/> Continuation <input type="checkbox"/> Revision	* If Revision, select appropriate letter(s): <input type="text"/> * Other (Specify): <input type="text"/>
* 3. Date Received: <input type="text" value="06/10/2016"/>	4. Applicant Identifier: <input type="text"/>	
5a. Federal Entity Identifier: <input type="text" value="54-6001556"/>	5b. Federal Award Identifier: <input type="text" value="B-2016-MC-51-0019"/>	
State Use Only:		
6. Date Received by State: <input type="text"/>	7. State Application Identifier: <input type="text"/>	
8. APPLICANT INFORMATION:		
* a. Legal Name: <input type="text" value="City of Richmond"/>		
* b. Employer/Taxpayer Identification Number (EIN/TIN): <input type="text" value="54-6001556"/>	* c. Organizational DUNS: <input type="text" value="0000003133840"/>	
d. Address:		
* Street1: <input type="text" value="1500 East Main Street"/>	Street2: <input type="text" value="Suite 400"/>	
* City: <input type="text" value="Richmond"/>	County/Parish: <input type="text"/>	
* State: <input type="text" value="VA: Virginia"/>	Province: <input type="text"/>	
* Country: <input type="text" value="USA: UNITED STATES"/>	* Zip / Postal Code: <input type="text" value="23219"/>	
e. Organizational Unit:		
Department Name: <input type="text" value="Economic and Community Develop"/>	Division Name: <input type="text" value="Neighborhood Revitalization"/>	
f. Name and contact information of person to be contacted on matters involving this application:		
Prefix: <input type="text" value="Ms."/>	* First Name: <input type="text" value="Denise"/>	
Middle Name: <input type="text"/>	* Last Name: <input type="text" value="Lawus"/>	
Suffix: <input type="text"/>	Title: <input type="text" value="Deputy Director II"/>	
Organizational Affiliation: <input type="text" value="The Department of Economic and Community Development"/>		
* Telephone Number: <input type="text" value="804-646-3975"/>	Fax Number: <input type="text" value="804-646-6358"/>	
* Email: <input type="text" value="Denise.Lawus@richmondgov.com"/>		

Application for Federal Assistance SF-424			
* 9. Type of Applicant 1: Select Applicant Type:			
C: City or Township Government			
Type of Applicant 2: Select Applicant Type:			
Type of Applicant 3: Select Applicant Type:			
* Other (specify):			
* 10. Name of Federal Agency:			
U.S. Department of Housing and Urban Development			
11. Catalog of Federal Domestic Assistance Number:			
14.218			
CFDA Title:			
Community Development Block Grant			
* 12. Funding Opportunity Number:			
B-2016-MC-51-0019			
* Title:			
Community Development Block Grant for Entitlement Communities			
13. Competition Identification Number:			
Title:			
14. Areas Affected by Project (Cities, Counties, States, etc.):			
City Of Richmond.docx	Add Attachment	Delete Attachment	View Attachment
* 15. Descriptive Title of Applicant's Project:			
Community Development Block Grant (CDBG)			
Attach supporting documents as specified in agency instructions.			
Add Attachments	Delete Attachments	View Attachments	

Application for Federal Assistance SF-424	
16. Congressional Districts Of:	
* a. Applicant	3
* b. Program/Project	1, 3, 7
Attach an additional list of Program/Project Congressional Districts if needed.	
<input type="text"/> <input type="button" value="Add Attachment"/> <input type="button" value="Delete Attachment"/> <input type="button" value="View Attachment"/>	
17. Proposed Project:	
* a. Start Date:	07/01/2016
* b. End Date:	06/30/2017
18. Estimated Funding (\$):	
* a. Federal	4,082,806.00
* b. Applicant	587,400.00
* c. State	1,704,306.00
* d. Local	0.00
* e. Other	8,087,266.00
* f. Program Income	101,465.00
* g. TOTAL	14,563,243.00
* 19. Is Application Subject to Review By State Under Executive Order 12372 Process?	
<input type="checkbox"/> a. This application was made available to the State under the Executive Order 12372 Process for review on <input type="text"/>	
<input type="checkbox"/> b. Program is subject to E.O. 12372 but has not been selected by the State for review.	
<input checked="" type="checkbox"/> c. Program is not covered by E.O. 12372.	
* 20. Is the Applicant Delinquent On Any Federal Debt? (If "Yes," provide explanation in attachment.)	
<input type="checkbox"/> Yes <input checked="" type="checkbox"/> No	
If "Yes", provide explanation and attach	
<input type="text"/> <input type="button" value="Add Attachment"/> <input type="button" value="Delete Attachment"/> <input type="button" value="View Attachment"/>	
21. *By signing this application, I certify (1) to the statements contained in the list of certifications** and (2) that the statements herein are true, complete and accurate to the best of my knowledge. I also provide the required assurances** and agree to comply with any resulting terms if I accept an award. I am aware that any false, fictitious, or fraudulent statements or claims may subject me to criminal, civil, or administrative penalties. (U.S. Code, Title 218, Section 1001)	
<input checked="" type="checkbox"/> ** I AGREE	
** The list of certifications and assurances, or an internet site where you may obtain this list, is contained in the announcement or agency specific instructions.	
Authorized Representative:	
Prefix:	Ms.
* First Name:	Selena
Middle Name:	
* Last Name:	Cuffee-Glenn
Suffix:	
* Title:	Chief Administrative Officer
* Telephone Number:	804-646-7978
Fax Number:	
* Email:	Selena.Cuffee-Glenn@richmondgov.com
* Signature of Authorized Representative:	
* Date Signed:	6/22/16


Application for Federal Assistance SF-424		
* 1. Type of Submission: <input type="checkbox"/> Preapplication <input checked="" type="checkbox"/> Application <input type="checkbox"/> Changed/Corrected Application	* 2. Type of Application: <input type="checkbox"/> New <input checked="" type="checkbox"/> Continuation <input type="checkbox"/> Revision	* If Revision, select appropriate letter(s): <input type="text"/> * Other (Specify): <input type="text"/>
* 3. Date Received: <input type="text" value="06/10/2016"/>	4. Applicant Identifier: <input type="text"/>	
5a. Federal Entity Identifier: <input type="text" value="54-6001556"/>	5b. Federal Award Identifier: <input type="text" value="M-2016-MC-51-0205"/>	
State Use Only:		
6. Date Received by State: <input type="text"/>	7. State Application Identifier: <input type="text"/>	
8. APPLICANT INFORMATION:		
* a. Legal Name: <input type="text" value="City of Richmond"/>		
* b. Employer/Taxpayer Identification Number (EIN/TIN): <input type="text" value="54-6001556"/>	* c. Organizational DUNS: <input type="text" value="0000003133840"/>	
d. Address:		
* Street1: <input type="text" value="1500 East Main Street"/>	Street2: <input type="text" value="Suite 400"/>	
* City: <input type="text" value="Richmond"/>	County/Parish: <input type="text"/>	
* State: <input type="text" value="VA: Virginia"/>	Province: <input type="text"/>	
* Country: <input type="text" value="USA: UNITED STATES"/>	* Zip / Postal Code: <input type="text" value="23219"/>	
e. Organizational Unit:		
Department Name: <input type="text" value="Economic and Community Develop"/>	Division Name: <input type="text" value="Neighborhood Revitalization"/>	
f. Name and contact information of person to be contacted on matters involving this application:		
Prefix: <input type="text" value="Ms."/>	* First Name: <input type="text" value="Denise"/>	Middle Name: <input type="text"/>
* Last Name: <input type="text" value="Lawus"/>	Suffix: <input type="text"/>	
Title: <input type="text" value="Deputy Director II"/>		
Organizational Affiliation: <input type="text" value="The Department of Economic and Community Development"/>		
* Telephone Number: <input type="text" value="804-646-3975"/>	Fax Number: <input type="text" value="804-646-6358"/>	
* Email: <input type="text" value="Denise.Lawus@richmondgov.com"/>		

Application for Federal Assistance SF-424			
<p>* 9. Type of Applicant 1: Select Applicant Type:</p> <input type="text" value="C: City or Township Government"/> <p>Type of Applicant 2: Select Applicant Type:</p> <input type="text"/> <p>Type of Applicant 3: Select Applicant Type:</p> <input type="text"/> <p>* Other (specify):</p> <input type="text"/>			
<p>* 10. Name of Federal Agency:</p> <input type="text" value="U.S. Department of Housing and Urban Development"/>			
<p>11. Catalog of Federal Domestic Assistance Number:</p> <input type="text" value="14.239"/> <p>CFDA Title:</p> <input type="text" value="Home Investment Partnerships Program"/>			
<p>* 12. Funding Opportunity Number:</p> <input type="text" value="M-2016-MC-51-0205"/> <p>* Title:</p> <input type="text" value="Home Investment Partnerships Program for Entitlement Communities"/>			
<p>13. Competition Identification Number:</p> <input type="text"/> <p>Title:</p> <input type="text"/>			
<p>14. Areas Affected by Project (Cities, Counties, States, etc.):</p> <input type="text" value="City Of Richmond.docx"/> <input type="button" value="Add Attachment"/> <input type="button" value="Delete Attachment"/> <input type="button" value="View Attachment"/>			
<p>* 15. Descriptive Title of Applicant's Project:</p> <input type="text" value="Home Investment Partnerships Program (HOME)"/>			
<p>Attach supporting documents as specified in agency instructions.</p> <input type="button" value="Add Attachments"/> <input type="button" value="Delete Attachments"/> <input type="button" value="View Attachments"/>			

Application for Federal Assistance SF-424	
16. Congressional Districts Of:	
* a. Applicant	3
* b. Program/Project	1, 3, 7
Attach an additional list of Program/Project Congressional Districts if needed.	
<input type="text"/> <input type="button" value="Add Attachment"/> <input type="button" value="Delete Attachment"/> <input type="button" value="View Attachment"/>	
17. Proposed Project:	
* a. Start Date:	07/01/2016
* b. End Date:	06/30/2017
18. Estimated Funding (\$):	
* a. Federal	1,096,458.00
* b. Applicant	150,000.00
* c. State	211,652.00
* d. Local	0.00
* e. Other	784,110.00
* f. Program Income	0.00
* g. TOTAL	2,242,220.00
* 19. Is Application Subject to Review By State Under Executive Order 12372 Process?	
<input type="checkbox"/> a. This application was made available to the State under the Executive Order 12372 Process for review on <input type="text"/>	
<input type="checkbox"/> b. Program is subject to E.O. 12372 but has not been selected by the State for review.	
<input checked="" type="checkbox"/> c. Program is not covered by E.O. 12372.	
* 20. Is the Applicant Delinquent On Any Federal Debt? (If "Yes," provide explanation in attachment.)	
<input type="checkbox"/> Yes <input checked="" type="checkbox"/> No	
If "Yes", provide explanation and attach	
<input type="text"/> <input type="button" value="Add Attachment"/> <input type="button" value="Delete Attachment"/> <input type="button" value="View Attachment"/>	
21. *By signing this application, I certify (1) to the statements contained in the list of certifications** and (2) that the statements herein are true, complete and accurate to the best of my knowledge. I also provide the required assurances** and agree to comply with any resulting terms if I accept an award. I am aware that any false, fictitious, or fraudulent statements or claims may subject me to criminal, civil, or administrative penalties. (U.S. Code, Title 218, Section 1001)	
<input checked="" type="checkbox"/> ** I AGREE	
** The list of certifications and assurances, or an internet site where you may obtain this list, is contained in the announcement or agency specific instructions.	
Authorized Representative:	
Prefix:	Ms.
* First Name:	Selena
Middle Name:	
* Last Name:	Cuffee-Glenn
Suffix:	
* Title:	Chief Administrative Officer
* Telephone Number:	804-646-7978
Fax Number:	
* Email:	Selena.Cuffee-Glenn@richmondgov.com
* Signature of Authorized Representative:	
* Date Signed:	6/22/16


Application for Federal Assistance SF-424		
* 1. Type of Submission: <input type="checkbox"/> Preapplication <input checked="" type="checkbox"/> Application <input type="checkbox"/> Changed/Corrected Application	* 2. Type of Application: <input type="checkbox"/> New <input checked="" type="checkbox"/> Continuation <input type="checkbox"/> Revision	* If Revision, select appropriate letter(s): <input type="text"/> * Other (Specify): <input type="text"/>
* 3. Date Received: <input type="text" value="06/10/2016"/>	4. Applicant Identifier: <input type="text"/>	
5a. Federal Entity Identifier: <input type="text" value="54-6001556"/>	5b. Federal Award Identifier: <input type="text" value="S-2016-MC-51-0004"/>	
State Use Only:		
6. Date Received by State: <input type="text"/>	7. State Application Identifier: <input type="text"/>	
8. APPLICANT INFORMATION:		
* a. Legal Name: <input type="text" value="City of Richmond"/>		
* b. Employer/Taxpayer Identification Number (EIN/TIN): <input type="text" value="54-6001556"/>	* c. Organizational DUNS: <input type="text" value="0000003133840"/>	
d. Address:		
* Street1: <input type="text" value="1500 East Main Street"/>	Street2: <input type="text" value="Suite 400"/>	
* City: <input type="text" value="Richmond"/>	County/Parish: <input type="text"/>	
* State: <input type="text" value="VA: Virginia"/>	Province: <input type="text"/>	
* Country: <input type="text" value="USA: UNITED STATES"/>	* Zip / Postal Code: <input type="text" value="23219"/>	
e. Organizational Unit:		
Department Name: <input type="text" value="Economic and Community Develop"/>	Division Name: <input type="text" value="Neighborhood Revitalization"/>	
f. Name and contact information of person to be contacted on matters involving this application:		
Prefix: <input type="text" value="Ms."/>	* First Name: <input type="text" value="Denise"/>	
Middle Name: <input type="text"/>	* Last Name: <input type="text" value="Lawus"/>	
Suffix: <input type="text"/>	Title: <input type="text" value="Deputy Director II"/>	
Organizational Affiliation: <input type="text" value="The Department of Economic and Community Development"/>		
* Telephone Number: <input type="text" value="804-646-3975"/>	Fax Number: <input type="text" value="804-646-6358"/>	
* Email: <input type="text" value="Denise.Lawus@richmondgov.com"/>		

Application for Federal Assistance SF-424	
<p>* 9. Type of Applicant 1: Select Applicant Type:</p> <p>C: City or Township Government</p> <p>Type of Applicant 2: Select Applicant Type:</p> <p>Type of Applicant 3: Select Applicant Type:</p> <p>* Other (specify):</p>	
<p>* 10. Name of Federal Agency:</p> <p>U.S. Department of Housing and Urban Development</p>	
<p>11. Catalog of Federal Domestic Assistance Number:</p> <p>14.231</p> <p>CFDA Title:</p> <p>Emergency Solutions Grants Program</p>	
<p>* 12. Funding Opportunity Number:</p> <p>S-2016-MC-51-0004</p> <p>* Title:</p> <p>Emergency Solutions Grants for Entitlement Communities</p>	
<p>13. Competition Identification Number:</p> <p>Title:</p>	
<p>14. Areas Affected by Project (Cities, Counties, States, etc.):</p> <p>City Of Richmond.docx <input type="button" value="Add Attachment"/> <input type="button" value="Delete Attachment"/> <input type="button" value="View Attachment"/></p>	
<p>* 15. Descriptive Title of Applicant's Project:</p> <p>Emergency Solutions Grants Program (ESG)</p>	
<p>Attach supporting documents as specified in agency instructions.</p> <p><input type="button" value="Add Attachments"/> <input type="button" value="Delete Attachments"/> <input type="button" value="View Attachments"/></p>	

Application for Federal Assistance SF-424	
16. Congressional Districts Of:	
* a. Applicant	3
* b. Program/Project	1, 3, 7
Attach an additional list of Program/Project Congressional Districts if needed.	
<input type="text"/> <input type="button" value="Add Attachment"/> <input type="button" value="Delete Attachment"/> <input type="button" value="View Attachment"/>	
17. Proposed Project:	
* a. Start Date:	07/01/2016
* b. End Date:	06/30/2017
18. Estimated Funding (\$):	
* a. Federal	375,498.00
* b. Applicant	0.00
* c. State	0.00
* d. Local	0.00
* e. Other	375,498.00
* f. Program Income	0.00
* g. TOTAL	750,996.00
* 19. Is Application Subject to Review By State Under Executive Order 12372 Process?	
<input type="checkbox"/> a. This application was made available to the State under the Executive Order 12372 Process for review on <input type="text"/>	
<input type="checkbox"/> b. Program is subject to E.O. 12372 but has not been selected by the State for review.	
<input checked="" type="checkbox"/> c. Program is not covered by E.O. 12372.	
* 20. Is the Applicant Delinquent On Any Federal Debt? (If "Yes," provide explanation in attachment.)	
<input type="checkbox"/> Yes <input checked="" type="checkbox"/> No	
If "Yes", provide explanation and attach	
<input type="text"/> <input type="button" value="Add Attachment"/> <input type="button" value="Delete Attachment"/> <input type="button" value="View Attachment"/>	
21. *By signing this application, I certify (1) to the statements contained in the list of certifications** and (2) that the statements herein are true, complete and accurate to the best of my knowledge. I also provide the required assurances** and agree to comply with any resulting terms if I accept an award. I am aware that any false, fictitious, or fraudulent statements or claims may subject me to criminal, civil, or administrative penalties. (U.S. Code, Title 218, Section 1001)	
<input checked="" type="checkbox"/> ** I AGREE	
<small>** The list of certifications and assurances, or an internet site where you may obtain this list, is contained in the announcement or agency specific instructions.</small>	
Authorized Representative:	
Prefix:	Ms.
* First Name:	Selena
Middle Name:	
* Last Name:	Cuffee-Glenn
Suffix:	
* Title:	Chief Administrative Officer
* Telephone Number:	804-646-7978
Fax Number:	
* Email:	Selena.Cuffee-Glenn@richmondgov.com
* Signature of Authorized Representative:	
* Date Signed:	6/22/16

Application for Federal Assistance SF-424		
* 1. Type of Submission: <input type="checkbox"/> Preapplication <input checked="" type="checkbox"/> Application <input type="checkbox"/> Changed/Corrected Application	* 2. Type of Application: <input type="checkbox"/> New <input checked="" type="checkbox"/> Continuation <input type="checkbox"/> Revision	* If Revision, select appropriate letter(s): <input type="text"/> * Other (Specify): <input type="text"/>
* 3. Date Received: <input type="text" value="06/10/2016"/>	4. Applicant Identifier: <input type="text"/>	
5a. Federal Entity Identifier: <input type="text" value="54-6001556"/>	5b. Federal Award Identifier: <input type="text" value="VAH-16-F001"/>	
State Use Only:		
6. Date Received by State: <input type="text"/>	7. State Application Identifier: <input type="text"/>	
8. APPLICANT INFORMATION:		
* a. Legal Name: <input type="text" value="City of Richmond"/>		
* b. Employer/Taxpayer Identification Number (EIN/TIN): <input type="text" value="54-6001556"/>	* c. Organizational DUNS: <input type="text" value="0000003133840"/>	
d. Address:		
* Street1: <input type="text" value="1500 East Main Street"/>	Street2: <input type="text" value="Suite 400"/>	
* City: <input type="text" value="Richmond"/>	County/Parish: <input type="text"/>	
* State: <input type="text" value="VA: Virginia"/>	Province: <input type="text"/>	
* Country: <input type="text" value="USA: UNITED STATES"/>	* Zip / Postal Code: <input type="text" value="23219"/>	
e. Organizational Unit:		
Department Name: <input type="text" value="Economic and Community Develop"/>	Division Name: <input type="text" value="Neighborhood Revitalization"/>	
f. Name and contact information of person to be contacted on matters involving this application:		
Prefix: <input type="text" value="Ms."/>	* First Name: <input type="text" value="Denise"/>	
Middle Name: <input type="text"/>	* Last Name: <input type="text" value="Lawus"/>	
Suffix: <input type="text"/>	Title: <input type="text" value="Deputy Director II"/>	
Organizational Affiliation: <input type="text" value="The Department of Economic and Community Development"/>		
* Telephone Number: <input type="text" value="804-646-3975"/>	Fax Number: <input type="text" value="804-646-6358"/>	
* Email: <input type="text" value="Denise.Lawus@richmondgov.com"/>		

Application for Federal Assistance SF-424	
<p>* 9. Type of Applicant 1: Select Applicant Type:</p> <input type="text" value="C: City or Township Government"/> <p>Type of Applicant 2: Select Applicant Type:</p> <input type="text"/> <p>Type of Applicant 3: Select Applicant Type:</p> <input type="text"/> <p>* Other (specify):</p> <input type="text"/>	
<p>* 10. Name of Federal Agency:</p> <input type="text" value="U.S. Department of Housing and Urban Development"/>	
<p>11. Catalog of Federal Domestic Assistance Number:</p> <input type="text" value="14.241"/> <p>CFDA Title:</p> <input type="text" value="Housing Opportunities for Persons with AIDS"/>	
<p>* 12. Funding Opportunity Number:</p> <input type="text" value="VAH-16-F001"/> <p>* Title:</p> <input type="text" value="Housing Opportunities for Persons with AIDS for Entitlement Communities"/>	
<p>13. Competition Identification Number:</p> <input type="text"/> <p>Title:</p> <input type="text"/>	
<p>14. Areas Affected by Project (Cities, Counties, States, etc.):</p> <input type="text" value="HOPWA MSA.docx"/> <input type="button" value="Add Attachment"/> <input type="button" value="Delete Attachment"/> <input type="button" value="View Attachment"/>	
<p>* 15. Descriptive Title of Applicant's Project:</p> <input type="text" value="Housing Opportunities for Persons with AIDS (HOPWA)"/>	
<p>Attach supporting documents as specified in agency instructions.</p> <input type="button" value="Add Attachments"/> <input type="button" value="Delete Attachments"/> <input type="button" value="View Attachments"/>	

Application for Federal Assistance SF-424	
16. Congressional Districts Of:	
* a. Applicant	3
* b. Program/Project	1, 3, 7
Attach an additional list of Program/Project Congressional Districts if needed.	
<input type="text"/> <input type="button" value="Add Attachment"/> <input type="button" value="Delete Attachment"/> <input type="button" value="View Attachment"/>	
17. Proposed Project:	
* a. Start Date:	07/01/2016
* b. End Date:	06/30/2017
18. Estimated Funding (\$):	
* a. Federal	813,475.00
* b. Applicant	0.00
* c. State	58,351.00
* d. Local	50,000.00
* e. Other	121,586.00
* f. Program Income	0.00
* g. TOTAL	1,043,412.00
* 19. Is Application Subject to Review By State Under Executive Order 12372 Process?	
<input type="checkbox"/> a. This application was made available to the State under the Executive Order 12372 Process for review on <input type="text"/>	
<input type="checkbox"/> b. Program is subject to E.O. 12372 but has not been selected by the State for review.	
<input checked="" type="checkbox"/> c. Program is not covered by E.O. 12372.	
* 20. Is the Applicant Delinquent On Any Federal Debt? (If "Yes," provide explanation in attachment.)	
<input type="checkbox"/> Yes <input checked="" type="checkbox"/> No	
If "Yes", provide explanation and attach	
<input type="text"/> <input type="button" value="Add Attachment"/> <input type="button" value="Delete Attachment"/> <input type="button" value="View Attachment"/>	
21. *By signing this application, I certify (1) to the statements contained in the list of certifications** and (2) that the statements herein are true, complete and accurate to the best of my knowledge. I also provide the required assurances** and agree to comply with any resulting terms if I accept an award. I am aware that any false, fictitious, or fraudulent statements or claims may subject me to criminal, civil, or administrative penalties. (U.S. Code, Title 218, Section 1001)	
<input checked="" type="checkbox"/> ** I AGREE	
** The list of certifications and assurances, or an internet site where you may obtain this list, is contained in the announcement or agency specific instructions.	
Authorized Representative:	
Prefix:	Ms.
* First Name:	Selena
Middle Name:	
* Last Name:	Cuffee-Glenn
Suffix:	
* Title:	Chief Administrative Officer
* Telephone Number:	804-646-7978
Fax Number:	
* Email:	Selena.Cuffee-Glenn@richmondgov.com
* Signature of Authorized Representative:	
* Date Signed:	6/22/16

2016-2020 CITIZEN PARTICIPATION PLAN

The Department of Economic and Community Development is responsible for assuring that all citizen participation requirements under the federal guidelines are met in the development of the Citizen Participation Plan, the Consolidated Plan and Substantial Amendments thereunto, and Performance Reports. The requirements are set forth in 24 CFR 91.105 and cover the following:

- Providing for and encouraging citizen participation, with particular emphasis on participation by persons of low- and moderate-income who are residents of slum and blighted areas and areas eligible for the use of Community Development Block Grant Funds, as well as minorities, non-English speakers, and persons with disabilities.
- Providing citizens with reasonable and timely notice of and access to local meetings, information, and records relating to the proposed and final use of funds.
- Providing technical assistance to groups representative of persons of low- and moderate-income that request such assistance in developing proposals.
- Providing for public hearings to obtain citizen views and to respond to proposals and questions at all stages of the community development program, including at least the development of needs, the review of proposed activities and review of program performance. These hearings shall be held after adequate notice, time, and locations convenient to potential or actual beneficiaries and to persons with disabilities have been provided.

Consolidated Plan

In the development of the Consolidated Plan, the City of Richmond's Department of Economic and Community Development shall:

- Make available the amount of assistance, the range of proposed activities, and an estimate of the amount that will benefit low-mod persons, as well as a statement on anti-displacement policy for minimizing displacement and the types and levels of assistance to displaced persons. Information on the amount of assistance will be made available prior to the public comment period via public notice of a detailed summary in Richmond's daily newspaper and in a minority-owned weekly paper. All information will be available throughout the public comment period at advertised public hearings, at 1500 E. Main Street, Suite 400 and at the Main branch of the Richmond Public Library on Franklin Street.
- Publish the Consolidated Plan in a manner that affords interested persons a reasonable opportunity to examine it and comment upon it. Upon acceptance of the final document by U.S. Housing and Urban Development (HUD) the complete text will be posted on the City of Richmond's website, and complete copies will be available at 1500 E. Main Street, Suite 400 and at the Main branch of the Richmond Public Library on Franklin Street. The Department of Economic and Community Development will provide a reasonable number of free copies to citizens upon request.

- Provide for no less than two public hearings during the development of the Consolidated Plan—one prior to and one during the Public Comment Period.
- Provide for a period of not less than **30 days** to receive comments on the Consolidated Plan prior to its adoption by City Council.
- Consider any comments received in preparing the final Consolidated Plan. A summary of the comments, and any comments not accepted and the reasons therefore shall be attached to the final Consolidated Plan.

Anti-displacement and Relocation Plan

The City will comply with the acquisition and relocation requirements of the Uniform Relocation Assistance and Real Property Acquisition Policies Act of 1970, as amended and implementing regulations at 49 CFR24. The City also has in effect and is following a residential anti-displacement and relocation assistance plan required under section 104(d) of the Housing and Community Development Act of 1974, as amended, in connection with any activity assisted with funding under the CDBG or HOME programs.

Two methods are used to maximize citizen participation:

- Consultation/focus meetings
- Public hearings hosted by Economic and Community Development and City Council

Consultations/Focus Meetings

To develop the Consolidated Plan, City staff will hold consultations/focus meetings with individuals and organizations that are directly or indirectly providing housing and support services to low and moderate income residents of Richmond. Summaries of these meetings will be published in the Consolidated Plan and will be available for review before the final draft is submitted to HUD.

Consultations will be held with representatives for the following:

1. Special Needs:
 - Housing: Assisted Housing Services, Health Services, Social Services, Fair Housing Services
 - Chronic Homelessness and Special Needs: Homeward Partners, Mental Health, HOPWA participating providers and jurisdictions, service providers to Elderly and Disabled Persons, ESG providers and COC
 - Lead Paint Based Hazards/Healthy Homes, Local Health and Child Welfare agencies
2. Government
 - Adjacent units of Local Government and Richmond Metropolitan Regional Planning District
 - Government Housing Agencies (VHDA, VADHCD, HUD)
 - City Agencies (Social Services, Economic Development, Real Estate, Police, etc.)
3. Housing
 - Local Public Housing Agency: RRHA for public housing needs, planned programs and activities
 - Private Housing Professionals, Realtors & Developers, Contractors
 - Foundations, Equity Corporations, and Lending Institutions

4. Finance

- Foundations, Equity Corporations, and Lending Institutions
- Government Agencies (VHDA, VADHCD, HUD, Fannie Mae, Freddie Mac)
- City Agencies (Economic Development, Real Estate, Police, etc.)
- Local Business Community
- Federal Reserve

Public Hearings

The Department of Economic and Community Development will convene no fewer than two Public Hearings. The first will be held prior to publishing the proposed Consolidated Plan in order to receive input from citizens on the housing and community development needs for low to moderate-income persons, including priority non-housing community development needs.

The final Public Hearing will be hosted by City Council during the public comment period for citizens to give input on the Consolidated Plan and the annual budget. This Plan will consist of the overall identified needs of housing and community development and strategies to address these needs over a five-year period; it will provide specific activities for the fiscal year.

Adequate and timely notification to citizens about the public hearings will be made through public notices published in local newspapers: the daily newspaper and a minority-owned weekly paper. The facilities for the meetings and hearings will be accessible to persons with disabilities.

The Division of Neighborhood Revitalization shall make all arrangements for public hearings and shall be responsible for publishing public notices no less than two weeks in advance of the hearings. Should a significant number of non-English speakers be reasonably expected to participate, the conveners will avail themselves of one or more of the following identified resources: Department of Economic and Community Development Staff, City of Richmond Hispanic Liaison Office, Refugee and Immigration Services (RIS) of the Catholic Diocese of Richmond, the Richmond Office of the Virginia Council of Churches Refugee Resettlement Program, Refugee Resettlement Office of Newcomer Services at Virginia Department of Social Services, Speech-to-Speech service of the Virginia Relay (Virginia Department for the Deaf and Hard of Hearing), or Cross Over Ministries.

Substantial Amendments

A substantial amendment has been defined as follows:

- 1) Funding a new project in excess of \$15,000
- 2) Adding more than \$25,000 to an existing project
- 3) Changing the purpose, scope, location or beneficiaries of an activity, including changes in the use of CDBG funds from one eligible activity to another.

When it has been determined that a substantial change must be made to the Consolidated Plan, it will be published for review in the local newspapers. Citizens will have a 30-day period for review and to submit written responses (time period to run concurrently). A summary of these comments and a summary of any comments or views not accepted will be attached to the substantial amendment. City Council will also review the changes and have a public hearing

before amending the Consolidated Plan. The Division of Housing and Neighborhoods shall make all arrangements for public hearings and shall be responsible for handling all public notices.

Performance Reports

Citizens will be given an opportunity to review Annual Performance Reports before they are submitted to HUD by September 27th each year. There is a 15-day period allowed for this review. Copies of the report are available at 1500 E. Main Street, Suite 400 for persons to review. A notice of the availability and opportunity to comment is published in the local newspapers. Any comments written or orally provided shall be summarized and attached to the performance report for its submittal to HUD.

Availability to the Public

The adopted Consolidated Plan, Substantial Amendments and Performance Report will be made available to the public, and upon request, in a form accessible to persons with disabilities.

Access to Records

The proposed Consolidated Plan in its entirety shall be made available for public review/comments for 30 days in the Main branch of the Richmond Public Library on Franklin Street and at 1500 E. Main Street, Suite 400. Also, a summary of the proposed Consolidated Plan will be published in the local newspaper. The final document will also be published so that a reasonable number of copies can be made available to citizens upon request. The final document is posted on the City of Richmond's website and copies made available at Main branch of the Richmond Public Library on Franklin Street. Citizen comments are compiled and added to the Consolidated Plan before it is submitted to HUD. Citizens will be provided reasonable and timely access to information and records relating to the Consolidated Plan and use of the assistance under the programs for the period of the prior five years.

Technical Assistance

Technical assistance will be provided to any groups or representative of persons who are low- to moderate-income requiring assistance in developing proposals for funding under any of the programs covered under the Consolidated Plan. The Division of Housing and Neighborhoods shall make all arrangements for training to be provided for all persons desiring to submit an application. For each funding cycle, staff will hold two evening workshops covering the essentials of proper preparation of applications and offered in an accessible location free of charge.

Complaints

The City through the Department of Economic and Community Development will provide a written response to each complaint received from a citizen on the Consolidated Plan, an amendment, or performance report (within 15 days, where practicable).