



---

***Department of Housing & Community Development***

*Main Street Station, 1500 East Main Street, Suite 300, Richmond VA 23219*

---

**HOME-ARP  
Allocation Plan**

*For Submission to HUD*

*HOME Investment Partnerships –  
American Rescue Plan (HOME-ARP) Program*

**March 31, 2023**

***Proposed Substantial Amendment for Review starting  
February 26, 2024. Proposed revisions highlighted in yellow.***

## Table of Contents

Introduction .....	2
Consultation .....	6
Public Participation .....	19
Needs Assessment and Gaps Analysis .....	21
HOME-ARP Activities.....	38
Use of HOME-ARP Funding .....	40
HOME-ARP Production Housing Goals.....	42
Preferences .....	43
Referral Methods .....	44
Limitations in HOME-ARP rental housing or NCS project .....	46
HOME-ARP Refinancing Guidelines .....	47
Appendix .....	48
HUD SF 424 Form .....	49
HUD SF 424-B Form.....	50
HUD SF 424-D Form .....	51
Certifications .....	52
Resolution .....	53
Citizen Participation .....	54
Public Hearing.....	55
Consultation.....	56

## Introduction

The City of Richmond is located at the crossroads of I-64 and I-95 along the fall line of the James River, one of the United States' most historic rivers. Richmond, the Capital of Virginia, has an estimated population of 229,233 (in 2020) according to the Census Bureau's Population Estimates Program (PEP), an increase of 13.6% since the 2010 Census. Richmond is located between Chesterfield County, immediately to the south with a population of 348,500 (Census ACS, 2020) and Henrico County, wrapping around the City to the east, north, and west with a population of 330,076 (Census ACS, 2020). Both of these surrounding counties have also grown in population over the last 10 years. As the core of a metropolitan area with a population of over 1.3 million (2020 Decennial Census), Richmond is home to many of the area's largest employers and most of the area's historic housing, cultural and recreational assets, and a key transportation hub. However, the City is not only separated from its neighbors by lines on a map, but also by the Code of Virginia provisions that leave cities and their surrounding counties independent of each other. As such, Richmond encounters problems not typically seen in cities of its size in other parts of the country. It is home to a large concentration of households with limited education, low income, and limited resources for securing safe, decent, and affordable housing.

The City of Richmond, Virginia is an entitlement community under the U.S. Department of Housing and Urban Development (HUD) for the following Federal programs:

- Community Development Block Grant (CDBG)
- HOME Investment Partnership (HOME)
- Emergency Solutions Grant (ESG)
- Housing Opportunities for Persons with AIDS (HOPWA)

Congress appropriated \$5 billion in funds under the American Rescue Plan (ARP) Act of 2021. These funds are to be used to assist the homeless and those persons and families who are at risk of becoming homeless. The U.S. Department of Housing and Urban Development (HUD) is administering this program and the City of Richmond was allocated \$5,840,854 in HOME-ARP funds.

The City of Richmond's Department of Housing & Community Development is the lead entity and the administrator for the HOME-ARP funds.

The City of Richmond partnered with Chesterfield and Henrico Counties to collaborate in the stakeholders consultation process. The group consultation process helped develop a more regional approach for the HOME-ARP Allocation Plan to meet the needs of the four (4) qualifying populations.

The City of Richmond prepared this HOME-ARP Allocation Plan to address its local needs and to establish priorities for the use of HOME-ARP funds. The City must submit its Allocation Plan to HUD by March 31, 2023. In order to determine the City's needs, interviews and video conferences were held with various housing providers, social service agencies, the Continuum of Care members, advocate agencies, etc. Agencies and organizations that serve all the qualifying populations were contacted and interviewed.

The Greater Richmond Continuum of Care (GRCoC) seeks to prevent, reduce, and end homelessness through effective and coordinated community-wide efforts and services. GRCoC coordinates homeless services and homelessness prevention across the City of Richmond, and the counties of Charles City, Chesterfield, Goochland, Hanover (including the Town of Ashland), Henrico, New Kent, and Powhatan.

### **HOME-ARP Eligible Projects/Activities:**

The following projects/activities are eligible with the HOME-ARP funds:

#### **1. Production or Preservation of Affordable Rental Housing**

- Acquisition, construction of affordable rental housing for individuals and families that are part of the Qualifying Populations
- Can include single family or multifamily housing, transitional or permanent housing, group homes, single-room occupancy (SRO) units, and manufactured housing

#### **2. Tenant-Based Rental Assistance**

- Providing payments to a tenant to cover housing and housing-related costs, including rental assistance, security deposit assistance, utility deposits, and utility payments to households that are part of the Qualifying Populations

#### **3. Supportive Services**

- Providing supportive services to members of the Qualifying Populations under three categories:
  - McKinney-Vento Supportive Services
  - Homelessness Prevention Services
  - Housing Counseling Services

#### **4. Purchase and Development of Non-Congregate Shelter**

- Acquisition, construction, or rehabilitation of non-congregate shelter units to service individuals and families that are part of the Qualifying populations

**HOME-ARP Qualifying Populations:**

The HOME-ARP Program has the following four (4) Qualifying Populations for this program:

**1. Homeless**

- An individual or family who lacks a fixed, regular, and adequate nighttime residence, meaning:
  - i. An individual or family with a primary nighttime residence that is a public or private place not designed for or ordinarily used as a regular sleeping accommodation for human beings, including a car, park, abandoned building, bus or train station, airport, or camping ground;
  - ii. An individual or family living in a supervised publicly or privately operated shelter designated to provide temporary living arrangements (including congregate shelters, transitional housing, and hotels and motels paid for by charitable organizations or by federal, state, or local government programs for low-income individuals); or
  - iii. An individual who is exiting an institution where he or she resided for 90 days or less and who resided in an emergency shelter or place not meant for human habitation immediately before entering that institution
- An individual or family who will imminently lose their primary nighttime residence, provided that:
  - i. The primary nighttime residence will be lost within 14 days of the date of application for homeless assistance;
  - ii. No subsequent residence has been identified; and
  - iii. The individual or family lacks the resources or support networks, e.g., family, friends, faith-based or other social networks needed to obtain other permanent housing
- Unaccompanied youth under 25 years of age, or families with children and youth, who do not otherwise qualify as homeless under this definition, but who:
  - i. Are defined as homeless under section 387 of the Runaway and Homeless Youth Act (42 U.S.C. 5732a), section 637 of the Head Start Act (42 U.S.C. 9832), section 41403 of the Violence Against Women Act of 1994 (42 U.S.C. 14043e-2), section 330(h) of the Public Health Service Act (42 U.S.C. 254b(h)), section 3 of the Food and Nutrition Act of 2008 (7 U.S.C. 2012), section 17(b) of the Child Nutrition Act of 1966 (42 U.S.C. 1786(b)), or section 725 of the McKinney-Vento Homeless Assistance Act (42 U.S.C. 11434a);
  - ii. Have not had a lease, ownership interest, or occupancy agreement in permanent housing at any time during the 60 days immediately preceding the date of application for homeless assistance;

- iii. Have experienced persistent instability as measured by two moves or more during the 60-day period immediately preceding the date of applying for homeless assistance; and
  - iv. Can be expected to continue in such status for an extended period of time because of chronic disabilities, chronic physical health or mental health conditions, substance addiction, histories of domestic violence or childhood abuse (including neglect), the presence of a child or youth with a disability, or two or more barriers to employment, which include the lack of a high school degree or General Education Development (GED), illiteracy, low English proficiency, a history of incarceration or detention for criminal activity, and a history of unstable employment
- 2. At Risk of Homelessness**
- o An individual or family who is extremely low income (<30% AMI), does not have support networks, and meets at least one of the conditions for homelessness (24 CFR 91.5)
- 3. Fleeing, or Attempting to Flee Domestic Violence, Dating Violence, Sexual Assault, Stalking, or Human Trafficking**
- 4. Other populations who do not qualify under any of the populations above but meet one of the following criteria:**
- o Those who are currently housed due to temporary or emergency assistance or need additional assistance or services to avoid a return to homelessness
  - o Populations at Greatest Risk of Housing Instability
    - Households whose income is <30% AMI and are experiencing severe cost burden
    - Households whose income is <50% AMI and meet one of the criteria for being At Risk of Homelessness

In compliance with the HUD regulations, the City of Richmond has prepared a substantial amendment to its FY 2021 Annual Action Plan in order to submit the HOME-ARP Allocation Plan.

A “draft” of the FY 2021 Annual Action Plan - Substantial Amendment - HOME-ARP Allocation Plan was placed on public display on the City’s website at: <https://www.rva.gov/housing-and-community-development/public-documents>. The display period started on Wednesday, March 8, 2023 through Friday, March 24, 2023 for a 15-day display period. A Public Hearing was held on Wednesday, March 22, 2023 to present the proposed HOME-ARP Allocation Plan and solicit resident comments. Upon completion of the 15-day comment period, the City of Richmond submitted the FY 2021 Annual Action Plan - Substantial Amendment - HOME-ARP Allocation Plan to the U.S. Department of Housing and Urban Development through IDIS on or before Friday, March 31, 2023.

Additional substantial amendments were added to the FY 2021 Annual Action Plan in early 2024. The substantial amendment includes the revision of data points listed in Table 1: Homeless Needs Inventory and Gap Analysis Table on page 22 and Table 2: Housing Needs Inventory and Gap Analysis Table on page 23, and updated language in the Preference and Referral Sections on pages 43-45. The amended plan will replace the original plan on the City’s website, and the 30-day display period will start on Monday, February 26, 2023, through Wednesday, March 27, 2024. A Public Hearing will be held on Thursday,

March 21, 2024, to present the proposed amended HOME-ARP Allocation Plan and solicit resident comments. Upon completion, of the 30-day comment period, the City of Richmond will submit the FY 2021 Annual Action Plan - Substantial Amendment - HOME-ARP Allocation Plan to the U.S. Department of Housing and Urban Development through IDIS on or before Friday, April 30, 2024.

DRAFT

## Consultation

### *Describe the consultation process including methods used and dates of consultation:*

During the consultation process, the City of Richmond aimed to meet with as many of the stakeholders, agencies/organizations, and housing providers that are part of the following categories:

- The CoC serving the City's geographic area;
- homeless service providers;
- domestic violence service providers;
- veterans' groups;
- public housing agencies (PHAs);
- public agencies that address the needs of the qualifying populations;
- public or private organizations that address fair housing and civil rights; and
- public or private organizations that address the needs of persons with disabilities.

The City of Richmond's HOME-ARP Consultation Milestones are the following:

HOME-ARP Consultation Milestones	
Consultation	July 2022 through March 2023
Newspaper Notice	March 8, 2023
On Display	March 8, 2023
Public Hearing	March 22, 2023 at 6:00 PM
Off Display	March 24, 2023

The City of Richmond partnered with Chesterfield and Henrico Counties to collaborate in the stakeholders consultation process. The group consultation process goal was to develop a more regional approach to meet the needs of the four (4) qualifying populations.

The City ran a newspaper notice in the "Nuevas Raices" on Thursday, March 9, 2023 and in the "The Richmond Free Press" on Wednesday, March 8, 2023. In the notice it states that the "Draft" HOME-ARP Allocation Plan was on public display for fifteen (15) days on the City's website at: <https://www.rva.gov/housing-and-community-development/public-documents>.

The Public Hearing was held on Wednesday, March 22, 2023 at 6:00 PM to discuss the proposed HOME-ARP Allocation Plan and solicit resident comments on the Plan.



**List the organizations consulted:**

Agency/Organization Consulted	Type of Agency/Organization	Method of Consultation	Feedback
<b>Regional Homeless Services Providers</b>	Homeless Services Providers Fair Housing Organizations Domestic Violence Services Providers Public Agencies <i>See Table below for list of attendees.</i>	Two-Hour Virtual Listening Session conducted 12/01/2022	Service providers named building/rehabbing affordable rental housing as both the biggest need and the eligible activity that will most impact persons experiencing homelessness. Furthermore, participants stated that even when there are units available, not every landlord will accept housing vouchers, or the vouchers, even when able to go up to 130% of FMR, do not cover soaring rents in the region. Participants also stated that additional Permanent Supportive Housing (PSH) would positively assist those experiencing chronic homelessness and free up capacity in other parts of the system. Many participants view PSH as a “huge priority” that would “enable long-term change.” Folks also shared that any new permanent supportive housing programs should include supportive services that are customized to meet individual needs.
<b>Regional Community Partners (beyond Homeless Service Providers)</b>	Fair Housing Organizations Re-Entry Organizations Domestic Violence Services Providers Public Agencies <i>See Table below for list of attendees.</i>	Two-Hour Virtual Listening Session conducted 12/01/2022	Regional community partners said that building new and/or rehabbing affordable rental housing units, would make the biggest impact for our unhoused neighbors. Additional housing units also need to be truly affordable so that people with extremely low incomes can afford them. Participants also recognized that building and rehabbing these units would not be a short-term solution, but a longer-term, more permanent solution. Participants shared the need for education on landlord- tenant rights and financial literacy for members of the qualifying populations. Feedback around supportive services acknowledged that these are most effective when combined with affordable and accessible housing (vouchers, rental units, etc) as well as flexible funding to holistically address needs.
<b>Individuals with Lived Experience</b>	Individuals with Lived Experience with	In-person surveys	When asked which of the previously eligible activities would be most helpful, the majority of the respondents replied that more

	<p>Homelessness served through emergency shelter.</p> <p><i>See Table below for list of participants.</i></p>	<p>conducted on 12/15/2022 and 12/20/2022</p>	<p>accessible shelters are needed to be connected to housing access. Respondents stated an immediate need for shelter and safety is not being met by the resources that are currently available in the region. The next most referenced eligible activity was building long-term affordable housing. Many lamented that accessibility and safety in affordable housing is hard to find and can be dangerous to live in.</p>
<p><b>Greater Richmond Continuum of Care Executive Board</b></p>	<p>Continuum of Care</p> <p><i>See Table below for list of attendees.</i></p>	<p>Virtual Meeting held 12/27/2022</p>	<p>Lack of affordable units is preventing people from leaving shelters even with vouchers. Lack of identification and other qualifying documents is also a barrier to being able to access housing in a timely manner. The barriers to accessing housing further extends the length of time persons spend experiencing homelessness. Long-term, affordable, supportive housing is the best solution. Coordinated Entry should be used, access points should be increased and be more available to persons experiencing street homelessness.</p>
<p><b>Key State Partners</b></p>	<p>Virginia Department of Behavioral Health and Developmental Services</p> <p>Virginia Department of Housing and Community Development</p> <p>Virginia Housing (state housing finance agency, and Housing Choice Voucher Administrator)</p> <p><i>See Table below for list of attendees.</i></p>	<p>Virtual Meeting held 01/04/2023</p>	<p>The Commonwealth had a priority need to increase permanent supportive housing opportunities for the past decade, initially driven by the state’s Olmstead settlement (a mandate to ensure community integration in housing options for people with disabilities), as well as priority to address homelessness. This has led to new resources and program incentives to develop Permanent Supportive Housing (PSH) for people with Intellectual Disabilities as well as people with serious mental illness experiencing homelessness and unnecessary institutionalization. These efforts have been led by an interagency structure, with DBHDS, Virginia Housing, and DHCD as primary agency leads. While there has been some progress, there is a need to build community capacity and local resource commitments to ensure this will continue and be scaled to meet the needs of the qualifying populations. DBHDS PSH programs align with SAMHSA PSH fidelity standards, including adherence to optimizing choice, ensuring low barrier access, and a clear separation of housing and services. DHCD provides scoring preferences for projects that provide qualified PSH units (5 point</p>

			<p>increase on 100 point scale). Minimum of 1 unit, up to 5-8% depending on size of building. Priority populations are people exiting homelessness, ID/DD, or SMI. MOUs with a service organization for referrals are required to ensure they can fill those units in a timely manner. DHCD values leveraging of available local resources when assessing applications for state funding and prioritizes projects that come in with a reasonable mix of committed sources. Virginia Housing requires a 10% leasing preference for special populations within the Virginia LIHTC program. Additionally, Virginia Housing is pursuing allowing projects based on Housing Choice Vouchers (HCV) in their catchment area to address underutilization of vouchers due to the lack of housing inventory across the state.</p>
<p><b>Community Services Boards (Public behavioral health and developmental disability services agencies)</b></p>	<p>Local CSBs:  Chesterfield County Community Services Board  Henrico Mental Health and Developmental Services  Richmond Behavioral Health Authority  <i>See Table below for list of attendees.</i></p>	<p>Virtual Meeting held 01/04/2023</p>	<p>The regional community services boards stated that they are seeing an increase in housing need among criminal justice involved populations, and that homelessness in the region is being addressed by detaining persons experiencing homelessness in jail, increasing their justice involvement and therefore housing barriers. Additionally, they reported an increase in the number of individuals entering homelessness from state hospitals or other institutional settings. They would like to see the services/programmatic emphasis be on housing status rather than disability type in order to have more flexibility and better meet the needs of the populations served. Overall, there is a great need for low barrier, truly affordable housing stock that has considerations for multiple historically marginalized populations.</p>
<p><b>Department of Social Services</b></p>	<p>Regional DSS  <i>See Table below for list of attendees.</i></p>	<p>Virtual meetings held 08/19/2022 &amp; 01/09/2023</p>	<p>The regional DSS partners reported that the biggest need is affordable housing. There is a significant impact on individuals' ability to find housing due to wide-spread generational poverty. Many of the individuals seeking housing are having difficulty making payments or are behind on utilities and other bills, further preventing them from rental eligibility. The housing made available</p>

			must be low barrier for historically marginalized populations and should be well integrated into the community and close to resources.
<b>Richmond Redevelopment and Housing Authority</b>	Public Housing Authority  <i>See Table below for list of attendees</i>	Virtual Meeting held 01/11/2023	There are thousands of households on the waiting list now with over 10,000 people on the waiting list for one-bedroom units. Voucher utilization has been impacted by the lack of housing inventory, for single adults. Barriers such as documentation and accessibility prolong the time people spend in crisis. Specialty vouchers are usually paired with other service providers so they often have someone helping them overcome these barriers. People coming in without case managers often need more help and are not housed as quickly. RRHA is working with the Greater Richmond CoC to build a partnership on EHV and implement referrals and preferences for people identified through the CoC's Coordinated Entry System.
<b>Key Stakeholders</b>	Community Based Organizations  <i>See Table below for list of participants.</i>	Online survey distributed via direct emails, blasted via the GRCoC Listserv, and distributed to all Listening Session attendees	Long-term, affordable housing, specifically, permanent supportive housing, was identified as the greatest need. It was reported that the community has been "saturated" with Tenant Based Rental Assistance (TBRA), but there are not enough housing units to utilize these vouchers (either due to tenant barriers, cost of rent, or landlord refusal to accept a voucher).

**Homeless Services Providers Listening Session Invitees** (\*denotes invited but did not attend)

Name	Agency	Type of Agency	QPs Served
Cara Kaufman	Henrico County Department of Community Revitalization	PJ Partner	N/A
Stephen Batsche	The Salvation Army Central Virginia	Homeless Services Provider	QP 1
Jonathan Penn	Chesterfield-Colonial Heights Social Services	Public Agency	All QPs
Lexie Haglund	CARITAS	Homeless Services Provider	QP 1
Donna Stallings	Housing Opportunities Made Equal of VA	Fair Housing Organization	All QPs
Katie Chlan	Richmond Behavioral Health Authority	Public Agency	QP 1
Sharonita Cousin	Virginia Supportive Housing	Homeless Services Provider, Veterans Services, Housing Developer	QP 1, 4
Erica Holmes	SJV - Flagler Housing and Homeless Service	Homeless Services Provider	QP 1, 2, 4
Kelly Green- Bloomfield	SJV - Flagler Housing and Homeless Service	Homeless Services Provider	QP 1, 2, 4
Katelyn Schoelles	SJV - Flagler Housing and Homeless Service	Homeless Services Provider	QP 1, 2, 4
Noah Page	YWCA Richmond	Domestic Violence Provider	QP 3
Katie Rhodes	YWCA Richmond	Domestic Violence Provider	QP 3
Kristin Riddick	Housing Families First	Homeless Services Provider	QP 1, 2
Karen O'Brien	CARITAS	Homeless Services Provider	QP1
Nathan Ruckman	Virginia Supportive Housing	Homeless Services Provider, Veterans Services, Housing Developer	QP 1, 4
Kelly King Horne	Homeward	Continuum of Care	QP 1, 2
Heather Fritz	EMS of Virginia	Private Services Organization	QP 2, 4
Cathy Easter	Safe Harbor	Domestic Violence Provider	QP 3
Marc Rene	Richmond Metro Habitat	Private Housing Provider	QP 4
Cory Richardson- Lauve	Virginia Home for Boys and Girls	Private Disability Services Organization	QP 4
Anita Bennett	Daily Planet Health Services	Homeless Services Provider	QP 1
Sarah Tunner	Daily Planet Health Services	Homeless Services Provider	QP 1
Jessica Sagara	Chesterfield County Department of Community Enhancement	PJ Partner	N/A
Sarah Chua	Chesterfield County Department of	PJ Partner	N/A

	Community Enhancement		
Cara Kaufman	Henrico County Department of Community Revitalization	PJ Partner	N/A
Rachael Thayer	Henrico County Department of Community Revitalization	PJ Partner	N/A
Lily Miller	(not reported)	N/A	N/A
*	Commonwealth Catholic Charities	Homeless Services Provider	QP 1
*	HomeAgain	Homeless Services Provider, Veterans Services	QP 1

**Community Partners Listening Session Invitees** (\*denotes invited but did not attend)

Name	Agency	Type of Agency	QPs Served
Jovan Burton	Partnership for Housing Affordability	Regional Planning Org, Housing Resource Line Administrator	QP 2, 4
Kalisha Jackson	Housing Opportunities Made Equal of VA	Fair Housing Organization	All QPs
Ben Wong	OAR of Richmond	Private Organization, Re-Entry Assistance for Justice Involved Populations	QP 4
Donna Stallings	Housing Opportunities Made Equal of VA	Fair Housing Organization	All QPs
Brenda Hicks	Housing Opportunities Made Equal of VA	Fair Housing Organization	All QPs
Hana Yun	ACTS	Private Organization, Housing Services	QP 2, 4
Jonathan Penn	Chesterfield DSS	N/A	N/A
Nathan Ruckman	Virginia Supportive Housing	Homeless Services Provider, Veterans Services, Housing Developer	QP 1, 4
Julie Anderson	Virginia Supportive Housing	Homeless Services Provider, Veterans Services, Housing Developer	QP 1, 4
Karen Swansey	Virginia Boys and Girls Home	Private Disability Services Organization	QP 4
Leslie Beard	Partnership for Housing Affordability- Housing Resource Line	Regional Planning Organization, Housing Resource Line	QP 2, 4

		Administrator	
Marion Cake	Project Homes	Private Organization, Affordable Housing	QP 4
Shaniqua Faulk	Virginia Supportive Housing	Homeless Services Provider, Veterans Services, Housing Developer	QP 1, 4
Veronica Reid	Virginia Community Voice	Private Organization, Community Advocacy	All QPs
Andi MacDougall	(not reported)	N/A	N/A
Michelle Jones	Housing Opportunities Made Equal of VA	Fair Housing Organization	All QPs
Sharonita Cousin	Virginia Supportive Housing	Homeless Services Provider, Veterans Services, Housing Developer	QP 1, 4
Jessica Sagara	Chesterfield County Department of Community Enhancement	PJ Partner	N/A
Sarah Chua	Chesterfield County Department of Community Enhancement	PJ Partner	N/A
Luanda Fiscella	Henrico County Department of Community Revitalization	PJ Partner	N/A
Cara Kaufman	Henrico County Department of Community Revitalization	PJ Partner	N/A
Rachael Thayer	Henrico County Department of Community Revitalization	PJ Partner	N/A
*	Veterans Outreach	Veterans Services	QP 1, 2
*	DLW Veterans Outreach and Training Center	Veterans Services	QP 2, 4
*	Vietnam Veterans of America	Veterans Services	QP 2, 4
*	Moments of Hope	Veterans Services	QP 2, 4
*	HandUp Community Resource Center	Veterans Services	QP 1
*	Start By Believing	Domestic Violence Provider	QP 3

### Survey with Persons with Lived Experience

Name	Type of Agency	QPs Served
Katya	Person with Lived Experience	QP1 & 3
Jazmine	Person with Lived Experience	QP1

Kris	Person with Lived Experience	QP1
Vicky	Person with Lived Experience	QP1
Telecia	Person with Lived Experience	QP1 & 3
Lillian	Person with Lived Experience	QP1, Other (Veteran)
Richard	Person with Lived Experience	QP1
Melvin	Person with Lived Experience	QP1, Other
James	Person with Lived Experience	QP1
Michael	Person with Lived Experience	QP1
Donavon	Person with Lived Experience	QP1
Thomas	Person with Lived Experience	QP1, Other (Veteran)
Rodney	Person with Lived Experience	QP1
Marcus	Person with Lived Experience	QP1

### **Interview with Greater Richmond Continuum of Care Executive Board**

<b>Name</b>	<b>Agency</b>	<b>Type of Agency</b>	<b>QPs Served</b>
Kelly King Horne	CoC Board Member, Homeward	Continuum of Care Collaborative Applicant and HMIS Lead	QP 1, 2
Irene Zolotorofe	CoC Board Member, Virginia Commonwealth University	Healthcare: Injury and Violence Prevention	All QPs
Dr. P. Cook	CoC Board Member, Virginia Commonwealth University	Healthcare: Injury and Violence Prevention	All QPs
Katie Rhodes	CoC Board Member, YWCA	Domestic Violence	QP 3
Anette Cousins	CoC Board Chair, Community Foundation of Greater Richmond	Other	N/A
Matt Scaparro	CoC Board Member, Better Housing Coalition	Private Organization, Affordable Housing Developer	QPs 2, 4
Beth Vann- Turnbull	CoC Board Member, Housing Families First	Homeless Services Provider	QPs 1, 2
Sherrill Hampton	City of Richmond Department of Housing and Community Development	PJ Partner	N/A
Eric Leabough	Henrico County Department of Community Revitalization	PJ Partner	N/A
Rachael Thayer	Henrico County Department of Community Revitalization	PJ Partner	N/A
Cara Kaufman	Henrico County Department of Community Revitalization	PJ Partner	N/A



**Interview with Key State Stakeholders (DBHDS, DHCD, Virginia Housing)**

Name	Agency	Type of Agency	QPs Served
Kristin Yavorksy	DBHDS	Public Agency, Disability Services	QP 1, 4
Abby Boyd	Virginia Housing	Public Housing Authority	All QPs
Chloe Rote	DHCD	Public Agency, Affordable Housing Development	All QPs
Dan Cohen	Chesterfield County Department of Community Enhancement	PJ Partner	N/A
Jessica Sagara	Chesterfield County Department of Community Enhancement	PJ Partner	N/A
Sarah Chua	Chesterfield County Department of Community Enhancement	PJ Partner	N/A
Rachael Thayer	Henrico County Department of Community Revitalization	PJ Partner	N/A
Eric Leabough	Henrico County Department of Community Revitalization	PJ Partner	N/A

**Interview with Regional Departments of Social Services-Chesterfield**

Name	Agency	Type of Agency	QPs Served
Kiva Rogers	Chesterfield County DSS	Public Agency	All QPs
Danika Briggs	Chesterfield County DSS	Public Agency	All QPs
Lolita Moody	Chesterfield County DSS	Public Agency	All QPs

**Interview with Regional Departments of Social Services-Henrico**

Name	Agency	Type of Agency	QPs Served
Gretchen Brown	Henrico County DSS	Public Agency	All QPs
Eric Leabough	Henrico County Department of Community Revitalization	PJ Partner	N/A
Rachel Thayer	Henrico County Department of Community Revitalization	PJ Partner	N/A
Cara Kaufman	Henrico County Department of Community Revitalization	PJ Partner	N/A

**Interview with Regional Community Services Boards**

Name	Agency	Type of Agency	QPs Served
Katie Chlan	Richmond Behavioral Health Authority	Public Agency	QP 1, 2, 4
Doug Bilski	Chesterfield Community Services Board	Public Agency	QP 1, 2, 4
Michael Nielsen	Henrico Mental Health and Developmental Services	Public Agency	QP 1, 2, 4
Adam Seehaver	Chesterfield Community Services Board	Public Agency	QP 1, 2, 4
Daniel Rigsby	Henrico Mental Health and Developmental Services	Public Agency	QP 1, 2, 4
Karen Bowker	Chesterfield Community Services Board	Public Agency	QP 1, 2, 4
Rachael Thayer	Henrico County Department of Community Revitalization	PJ Partner	N/A
Cara Kaufman	Henrico County Department of Community Revitalization	PJ Partner	N/A
Jessica Sagara	Chesterfield County Department of Community Enhancement	PJ Partner	N/A
Sarah Chua	Chesterfield County Department of Community Enhancement	PJ Partner	N/A

**Interview with Richmond Redevelopment and Housing Authority**

Name	Agency	Type of Agency	QPs Served
Fatimah Hargrove	RRHA	Public Housing Authority	All QPs
Eric Leabough	Henrico County Department of Community Revitalization	PJ Partner	N/A
Rachael Thayer	Henrico County Department of Community Revitalization	PJ Partner	N/A
Cara Kaufman	Henrico County Department of Community Revitalization	PJ Partner	N/A
Sherill Hampton	City of Richmond Department of Housing and Community Development	PJ Partner	N/A
Sarah Chua	Chesterfield County Department of Community Enhancement	PJ Partner	N/A

**Online Survey Participants**

Name	Agency	Type of Agency	QPs Served
Martha Shephard	Henrico Area Mental Health	Public Agency	All QPs

	& Developmental Services		
Anita Bennett	Daily Planet Health Services	Homeless Services Provider	QP 1
Lexie Haglund	CARITAS	Homeless Services Provider	QP 1
Veronica Reid	Virginia Community Voice	Community Advocacy Organization	All QPs
Kelly King Horne	Homeward	Continuum of Care	QP 1, 2
Katie Chlan	Richmond Behavioral Health Authority	Public Agency, PSH Provider	QP 1, 2, 4
Nancy Kunkel	Board Secretary and Housing Steering Committee Member, RISC	Private Organization, Advocacy	Other
Ben Wong	OAR	Private Organization, Re-entry	QP 1, 2, 4
Matt Scaparro	Better Housing Coalition	Affordable Housing Developer	QP 2, 4

***Summarize feedback received and results of upfront consultation with these entities:***

The Chesterfield, Henrico, and Richmond HOME-ARP consultation process overwhelmingly revealed the following feedback for the need to increased permanent housing options across all four (4) HOME-ARP qualifying populations. In particular permanent housing for those persons with complex housing and supportive service needs, and lengthy histories of homelessness living in unsheltered and sheltered locations. The following consistent themes mentioned in the HOME-APR consultation process were:

- There is not enough affordable rental housing for people with no income to extremely low incomes (0-30% AMI) in the region.
- When available, the majority of existing housing stock is not accessible to members of the qualifying population and therefore, increases the length of time individuals spend experiencing homelessness. This exacerbates and overwhelms the shelter system.
- Those with direct contact with the qualifying populations specifically stated that there is a need for Permanent Supportive Housing (PSH) in the region.
- Service providers indicate the number of individuals entering homelessness from institutional settings and/or cycling through local jails is increasing rapidly, and the acuity of the population is resulting in higher service needs, beyond current system capacity. Additionally, the acuity and vulnerability of the population experiencing homelessness in terms of complex health and disabling conditions was affirmed through data analysis.
- Of the stakeholders consulted, including the Public Housing Authorities operating in the region, it was highlighted that the need for tenant based rental assistance for members of the qualified population was a lower priority due to the lack of accessible housing inventory to pair with housing assistance vouchers.
- Some stakeholders, including members of the qualified population, expressed a need for shelter to address immediate needs, but the overall greatest need expressed was for more accessible and

affordable rental housing for people experiencing homelessness, including people residing in shelters. Members of the Qualified Populations shared that their immediate needs were not being met largely due to a lack of, or insufficient resources. Many noted that the housing options in the region have high barriers and the timeline to access the resources prevents some individuals from ever gaining access to permanent housing options.

Housing and homelessness organizations expressed the need for and support for Permanent Supportive Housing (PSH) and a regional approach to meeting these needs:

- Representatives from the Greater Richmond Continuum of Care stated that they would support a regional PSH effort by exploring options to expand Coordinated Entry access points and continued community collaboration with the Housing Resource Line to ensure low barrier access to those with the greatest housing and support services needs.
- Representatives from state housing and service partners (DBHDS, DHCD, Virginia Housing) identified the development of new PSH inventory as a state priority and have prioritized PSH unit development within their funding programs through a combination of required preferences and incentives.

Based on the feedback gathered by the Chesterfield, Henrico and Richmond community engagement it shows the greatest need is for new affordable permanent housing.

DRAFT

## Public Participation

***Describe the public participation process, including information about and the dates of the public comment period and public hearing(s) held during the development of the plan:***

- ***Date(s) of public notice:*** 3/8/2023
- ***Public comment period:*** start date - 3/8/2023 end date - 3/24/2023
- ***Date(s) of public hearing:*** 3/22/2023

***Describe the public participation process:***

The City of Richmond held one (1) public hearing for consultation with City residents, non-profit agencies and/or organizations, the public housing authority, housing providers, Continuum of Care members, etc. on the "Draft" HOME-ARP Allocation Plan. During the public hearing, the City staff and the City consultants discussed the planning process in the development of the HOME-ARP Allocation Plan. This included the interviews, virtual conferences, and remarks made.

The public hearing notice for the City of Richmond HOME-ARP Allocation Plan was published in the Spanish newspaper, the "Nuevas Raices," on Thursday, March 9, 2023 and in the "The Richmond Free Press" on Wednesday, March 8, 2023.

The fifteen (15) day public comment period on the "Draft" HOME-ARP Allocation Plan was from Wednesday, March 8, 2023 through Friday, March 24, 2023. The City of Richmond placed the "Draft HOME-ARP Allocation Plan on the City's website <https://www.rva.gov/housing-and-community-development/public-documents>.

The City residents were able to provide additional comments, via email at [Sherrill.Hampton@rva.gov](mailto:Sherrill.Hampton@rva.gov) or via phone at (804) 646-1766. Written comments were addressed to the City of Richmond's Department of Housing and Community Development, attention Ms. Sherrill Hampton, Director, 1500 E. Main Street, Suite 300, Richmond, VA 23219.

***Describe efforts to broaden public participation:***

The City of Richmond partnered with Chesterfield and Henrico Counties to collaborate in the stakeholders consultation process. The goal of the regional consultation process was to develop a more regional approach to meet the needs of the four (4) qualifying populations and to reach out to as many agencies and organizations as possible. In addition, this consultation process also included a survey of persons who had live experience.

To broaden public participation, the City of Richmond advertised that the Draft HOME-ARP Allocation Plan was on public display and the date and time of the public hearing on the Draft HOME-ARP Allocation Plan in two (2) local newspapers. One of the newspapers is in Spanish and the notice was displayed in Spanish to broaden the outreach of the Draft Plan. In addition, the Draft HOME-ARP Allocation Plan was posted on the City's website to make the Plan available to a larger audience.

***Summarize the comments and recommendations received through the public participation process either in writing, or orally at a public hearing:***

The City of Richmond did not receive any comments at its public hearing on March 22, 2023. In addition, the City did not receive any written or oral comments while the draft plan was on public display.

***Summarize any comments or recommendations not accepted and state the reasons why:***

The City of Richmond accepted all comments received, no comments were not accepted.

DRAFT

## Needs Assessment and Gaps Analysis

In accordance with Section V.C.1 of the Notice (page 14), a PJ must evaluate the size and demographic composition of **all four** of the qualifying populations within its boundaries and assess the unmet needs of each of those populations. If the PJ does not evaluate the needs of one of the qualifying populations, then the PJ has not completed their Needs Assessment and Gaps Analysis. In addition, a PJ must identify any gaps within its current shelter and housing inventory as well as the service delivery system. A PJ should use current data, including point in time count, housing inventory count, or other data available through CoCs, and consultations with service providers to quantify the individuals and families in the qualifying populations and their need for additional housing, shelter, or services.

### OPTIONAL Homeless Needs Inventory and Gap Analysis Table

Homeless													
	Current Inventory					Homeless Population				Gap Analysis			
	Family		Adults Only		Vets	Family HH (at least 1 child)	Adult HH (w/o child)	Vets	Victims of DV	Family		Adults Only	
	# of Beds	# of Units	# of Beds	# of Units	# of Beds					# of Beds	# of Units	# of Beds	# of Units
Emergency Shelter	256	84	193	193	0								
Transitional Housing	13	3	69	69	65								
Permanent Supportive Housing	349	111	693	693	2								
Other Permanent Housing	9	2	86	86	14								
Sheltered Homeless						85	353	61	43				
Unsheltered Homeless						0	85	7	6				
<b>Current Gap</b>										0	0	176	176

**Suggested Data Sources:** 1. 2022 Point in Time Count (PIT); 2. 2022 Continuum of Care Housing Inventory Count (HIC); 3. Consultation

**OPTIONAL Housing Needs Inventory and Gap Analysis Table**

	Non-Homeless		
	Current Inventory	Level of Need	Gap Analysis
	# of Units	# of Households	# of Households
Total Rental Units	54,998		
Rental Units Affordable to HH at 30% AMI (At-Risk of Homelessness)	11,686		
Rental Units Affordable to HH at 50% AMI (Other Populations)	24,642		
0%-30% AMI Renter HH w/ 1 or more severe housing problems (At-Risk of Homelessness)		13,850	
30%-50% AMI Renter HH w/ 1 or more severe housing problems (Other Populations)		7,690	
<b>Current Gaps</b>			2,164

**Suggested Data Sources:** 1. 2017-2021 American Community Survey (ACS); 2. 2015-2019 Comprehensive Housing Affordability Strategy (CHAS)

**Describe the size and demographic composition of qualifying populations within the PJ's boundaries:**

**Homeless as defined in 24 CFR 91.5**

Based on the 2022 Point-In-Time Count, there were 697 homeless individuals identified in the Richmond/Henrico, Chesterfield, Hanover Counties CoC. Of those people experiencing homelessness, 466 (67%) were black, 179 (26%) were white, and the remaining 7% were Asian (3), American Indian or Alaskan Native (7), Native Hawaiian or Other Pacific Islander (1), and 41 identified as having multiple races. Additionally, 436 (63%) were male, 254 (36%) were female, and 7 (1%) identified as transgender or gender non-conforming.

Among the population of those experiencing homelessness, there was a large portion that were identified as severely mentally ill (176 individuals, which was 25% of the surveyed population) and another 12% identified as having chronic substance abuse issues (82 individuals).

The "Homeward 2022 Gap Analysis" estimated that the population in the City of Richmond experiencing homelessness for the period of April 1, 2021 through March 31, 2022 was 4,261 persons. Of this, 39.9% were families with children and 60.1% were adults not accompanied by children. Of the 4,261, 23.9% were children under the age of 18 years. Another 43.9%



were 25-54 years old and 23.7% were 55 and over in age. The racial breakdown of the homeless population is 82.8% of the population were Black/African American, 12.3% are white, and 4.9% are another race.

The Housing Resources Line for the time period of September 2020 through June 2022 received 6,000 calls from the City of Richmond residents of which 1,171 calls were for services to assist homeless needs.

### ***At Risk of Homelessness as defined in 24 CFR 91.5***

24 CFR 91.5 defines At Risk of Homelessness as an individual or family that has an annual income below 30% of the HUD area median family income, they do not have sufficient resources or support networks, and meets one of several other conditions. According to the most recently available CHAS data, 22,385 households (or 24.7% of the total population) live at 30% or below the HUD Area Median Income and of those 22,385 households: 17,050 have one or more housing problems, which includes either incomplete kitchen facilities, incomplete plumbing facilities, more than one person per room, or have a cost burden greater than 30%.

### **Income and Cost-Burden in the City of Richmond (2015-2019 CHAS)**

<b>AMI</b>	51,810
<b>30% AMI (ELI)</b>	22,385
<b>Total Renter Households</b>	51,805
<b>ELI Renter Households</b>	18,355
<b>ELI Renter Households Cost Burdened</b>	26,035
<b>ELI Renter Households Severely Cost Burdened</b>	14,155 (63%)
<b>ELI Renter Households with at least 1 housing problem</b>	13,850 (75%)

The Housing Resource Line for the time period of September 1, 2020 through June 30, 2022, received a total of 6,000 calls from the City of Richmond residents. The demographic characteristics of the callers to the Housing Resource Line are the following:

#### **Family Composition:**

- **1-person household** - 2,782 (58%)
- **2-person household** - 898 (19%)
- **3-person household** - 508 (11%)
- **4-person household** - 347 (7%)
- **5+ person household** - 291 (6%)

**Household Annual Income:**

- **< \$25,000** - 3,552 (77%)
- **\$25,000 - \$50,000** - 742 (16%)
- **\$50,000 - \$75,000** - 58 (1%)
- **> \$75,000** - 8 (0%)
- **Not disclosed** - 238 (5%)

**Race/Ethnicity:**

- **Black/African American** - 3,934 (71%)
- **White** - 543 (10%)
- **American Indian/Alaskan Native** - 24 (0%)
- **Asian** - 11 (0%)
- **Hispanic/Latinx** - 96 (2%)
- **Multi-Racial** - 157 (3%)
- **Undisclosed** - 801 (14%)

**Age:**

- **Under 17** - 1 (0%)
- **18 - 24** - 294 (8%)
- **25 - 34** - 724 (20%)
- **35 - 44** - 646 (18%)
- **45 - 54** - 621 (17%)
- **55 - 64** - 711 (20%)
- **65 - 74** - 422 (12%)
- **75 and over** - 101 (3%)
- **Not disclosed** - 86 (2%)

**Gender:**

- **Female** - 3,690 (65%)
- **Male** - 1,987 (35%)
- **Non-Binary** - 3 (0%)
- **Transgender** - 8 (0%)
- **Not Disclosed** - 28 (0%)

**Other Characteristics:**

- **Veteran** - 247 (4%)
- **1 or more Mental Health challenge** - 737 (13%)
- **Disability or Chronic Health Issue** - 243 (4%)

Based on the above statistics, the largest household composition served was single person households (50%) followed by two-person households (19%). There were 3,552 households or 77% with incomes less than \$25,000 per year. Racial and ethnicity showed that 71% of the households were Black/African Americans. Age ranged from 44% in the 25 to 44 age group of 52% were in the 45 and over age group. There were 65% of the persons who were female and 35% who were male. Interesting to note that only 4% were veterans.

Since March 2020 (the start of the Covid-19 Pandemic), there were 28,817 filings for eviction in the City of Richmond. According to Eviction Lab, a nonprofit that measures the rate and prevalence of evictions in major cities, Richmond is nearly back to the average number of filings for eviction from before the beginning of Covid-19. The most recent local eviction moratorium ended on June 30, 2022 and the number of evictions in the county have largely risen since then.

***Fleeing, or Attempting to Flee, Domestic Violence, Dating Violence, Sexual Assault, Stalking, or Human Trafficking, as defined by HUD in the Notice***

During the 2022 Point-In-Time Count, there were 49 homeless individuals who were identified as victims of domestic violence in the Richmond/Henrico, Chesterfield, Hanover Counties CoC. Additionally, according to 2021 data from the Homeless Management Inventory System (HMIS), there were 198 having history of domestic violence; and 63 persons fleeing domestic violence, of which 23 were fleeing with children.

Stella P Data has 211 domestic violence survivors that are currently fleeing are experiencing homelessness. 458 domestic violence survivors and not currently fleeing or unknown fleeing status.

Based off the Partnership for Housing Affordability – Housing Resource Line for the time period of September 2020 through June 2022 they received 6,000 calls from residents in the City of Richmond. Of those calls 52 or 0.87% were from survivors of domestic violence.

EmpowerNet collects data from a 24/7 crisis hotline for all people fleeing or attempting to flee domestic violence, human trafficking and related situations of sexual or dating violence or harassment. During the time period of July 1, 2021 through June 30, 2022, 1,442 persons called the crisis hotline, of which 795 were from the City of Richmond. During this period of time 1,258 domestic violence victims received services. The characteristics of callers to the domestic violence hotline are the following:

**Race/Ethnicity:**

- **African American - 741 (51%)**

- **Caucasian** - 428 (30%)
- **Asian** - 25 (2%)
- **Native American/Alaskan Native** - 16 (1%)
- **Hispanic** - 125 (9%)
- **Unknown** - 147 (10%)

**Gender:**

- **Female** - 1,330 (92%)
- **Male** - 93 (6%)
- **Transgender Identifies Female** - 11 (0.7%)
- **Transgender Identifies Male** - 2 (0.1%)
- **Other** - 6 (0.4%)

**Other Characteristics:**

- **Immigrant, Refugee, or Asylum Seeker** - 33 (2%)
- **Limited English Proficiency** - 35 (2%)
- **Disability** - 133 (9%)
- **Medical or Health Needs** (including pregnancy) - 44 (3%)
- **Experiencing Homelessness** - 110 (8%)
- **Incarcerated** - 16 (1%)

EmpowerNet reports that 54 calls they received stated they experienced sexual violence and 281 calls they received experienced domestic violence. These persons reported became homeless as a result of their experience. In addition, 114 calls stated they received sexual violence and 610 calls said they experienced domestic violence and reported having to relocate as a result of their experience. They received 569 calls requesting shelter or emergency housing services.

According to the Human Trafficking Institute, in the Eastern District of Virginia which includes the City of Richmond, there were 69 criminal sex trafficking cases between 2000 and 2021. This shows that there is a human trafficking presence close to the Richmond region and that victims may be in need of help or assistance.

***Other populations requiring services or housing assistance to prevent homelessness and other populations at greatest risk of housing instability, as defined by HUD in the Notice***

Those with disabilities are at greatest risk of housing instability. According to the most recent American Community Survey (ACS) data from 2021, there were 34,082 residents (15.2% of the total civilian non-institutionalized population) of the City of Richmond who have a

disability. This shows that a significant portion of the City's population is at a high risk of housing instability.

Among others that are at greatest risk of housing instability, those who are at or below 30% of the HUD Area Median Income who are burdened by their monthly housing costs are at a higher risk of becoming homeless. According to the most recent CHAS data, 18,355 (35.4%) households in the City have incomes at or below 30% of the HUD AMI. 35,905 (39.8%) households in the City have a housing cost burden of greater than 30% of their income.

For households requiring services or housing assistance to prevent homelessness, there were 169 persons, which comprises 79 households assisted by rapid re-housing according to the Homeless Management Inventory System (HMIS).

Based off the Partnership for Housing Affordability - Housing Resource Line for the time period of September 2020 through June 2022 they received 6,000 calls from residents in the City of Richmond. Of those calls only 52 or 0.87% were from survivors of domestic violence.

The Richmond Redevelopment & Housing Authority has 3,499 units of public housing, 3,294 units of project-based vouchers, and 2,697 units of tenant-based vouchers. The public housing occupancy rate is 86% and the project-based utilization rate is 88%.

***Identify and consider the current resources available to assist qualifying populations, including congregate and non-congregate shelter units, supportive services, TBRA, and affordable and permanent supportive rental housing (Optional):***

The City of Richmond has a variety of resources to assist households experiencing homelessness and at-risk of becoming homeless through Federal, State, and local programs. These programs range from emergency shelters for household's experience homelessness, through the development of affordable rental housing for extremely low-income and low-income households. Below is a summary of the resources available through the City of Richmond:

- **Community Development Block Grant (CDBG) Program:**

The City of Richmond is a federal entitlement grantee. In FY 2022 the City received \$4,474,570 of Community Development Block Grant (CDBG) funds. These funds are used for public service activities, owner-occupied housing rehabilitation, housing counseling, downpayment assistance, rental housing rehabilitation, and economic development activities. Funding is provided to agencies for services to the homeless and those who are at-risk of becoming homeless.

HUD has released the FY 2023 allocations and the City of Richmond will receive \$4,341,903 in CDBG funds.

- **HOME Investment Partnership (HOME) Program:**

The City of Richmond, as a federal entitlement grantee, received \$1,764,354 in FY 2022 HOME Investment Partnership (HOME) funds. These funds are used for downpayment assistance programs; pre-purchase counseling, financial literacy, and homebuyer group education; the construction of new single-family homes, and to develop rental housing for low and moderate income households. These funds help to provide housing counseling and development of affordable housing for owner and rental housing to combat those households who are at risk of becoming homeless or housing instability.

HUD has released the FY 2023 allocations and the City of Richmond will receive \$1,585,901 in HOME funds.

- **Emergency Solutions Grant (ESG) Program:**

The City of Richmond is also a federal entitlement grantee for the Emergency Solutions Grant (ESG) Program. In FY 2022 the City received \$384,355 of Emergency Solutions Grant (ESG) funds. These funds are being used for programs that provide homeless services, support, and housing assistance through the programs coordinated and provided by the Greater Richmond Continuum of Care in an effort to end homelessness. In addition, funds are being used for emergency shelter, case management, rapid re-housing services, and provide ongoing operation of the Homeward Community Information System serving homeless population.

HUD has released the FY 2023 allocations and the City of Richmond will receive \$393,268 in ESG funds.

- **Housing Opportunities for Persons with AIDS (HOPWA) Program:**

The City of Richmond is also a federal entitlement grantee for the Housing Opportunities for Persons with AIDS (HOPWA) Program. In FY 2022 the City received \$1,794,492 of Housing Opportunities for Persons with AIDS (HOPWA) funds. These funds are being used to provide funding for housing related services for those with HIV/AIDS in the City of Richmond MSA. In addition, funds are being used to provide for tenant based rental assistance, emergency short-term mortgage assistance, utility assistance, and information referrals to address the needs of the homeless and persons who are at risk of becoming homeless.

HUD has released the FY 2023 allocations and the City of Richmond will receive \$2,010,099 in HOPWA funds.

- **Housing Inventory Count (HIC):**

The chart below is the Continuum of Care Housing Inventory Count (HIC) for 2022.

	Family Units	Family Beds	Adult Only Beds	Child Only Beds	Total Year Round Beds	Seasonal	Overflow/Vouchers	Subset of Total Bed Inventory		
								Chronic Beds	Veteran Beds	Youth Beds
<b>Emergency, Safe Haven and Transitional Housing:</b>	<b>87</b>	<b>269</b>	<b>262</b>	<b>0</b>	<b>531</b>	<b>135</b>	<b>0</b>	<b>N/A</b>	<b>65</b>	<b>0</b>
Emergency Shelter	84	256	193	0	449	135	0	N/A	0	0
Safe Haven	0	0	47	0	47	N/A	N/A	N/A	44	0
Transitional Housing	3	13	22	0	35	N/A	N/A	N/A	21	0
<b>Permanent Housing:</b>	<b>113</b>	<b>358</b>	<b>779</b>	<b>0</b>	<b>1,137</b>	<b>N/A</b>	<b>N/A</b>	<b>N/A</b>	<b>494</b>	<b>2</b>
Permanent Supportive Housing	65	181	586	0	767	N/A	N/A	266	450	0
Rapid Re-Housing	46	168	107	0	275	N/A	N/A	N/A	30	2
Other Permanent Housing	2	9	86	0	95	N/A	N/A	N/A	14	0
<b>Grand Total:</b>	<b>200</b>	<b>627</b>	<b>1,041</b>	<b>0</b>	<b>1,668</b>	<b>135</b>	<b>0</b>	<b>266</b>	<b>559</b>	<b>2</b>

The Richmond/Henrico, Chesterfield, Hanover Counties CoC has a total of 531 emergency, safe haven, and transitional housing beds and 1,137 units of permanent housing. Of those number of units, the CoC has 65 beds for veterans and 0 beds for youth under emergency, safe haven, and transitional housing. The CoC has 494 permanent housing beds for veterans, 2 beds for youth and 266 permanent supportive housing beds for the chronic homeless.

Based off the 2022 Continuum of Care Housing Inventory Count (HIC), there are 584 emergency shelter beds; 47 safe haven beds; 35 transitional housing beds; 767 permanent housing beds; 95 other permanent housing beds; and 275 rapid re-housing beds. These resources and supportive services are as follows:

- **Emergency Shelter:**
  - **CARITAS: Single Men's Emergency Shelter Case Management DHCD/VHSP Richmond & Henrico ESG-CV - 36 beds**
  - **CARITAS: Single Women's Emergency Shelter Case Management DHCD/VHSP, Richmond & Henrico ESG-CV - 28 beds**
  - **Commonwealth Catholic Charities: COVID Positive Isolation Shelter - 2 beds**

- **Commonwealth Catholic Charities: Inclement weather Emergency Shelter** - 135 beds
- **Commonwealth Catholic Charities: NCS Days Inn CHERP** - 233 beds
- **DP Greater Richmond Medical Respite** - 10 beds
- **Goochland Free Clinic/The Knight Owl** - 6 beds
- **HSP Emergency Shelter** - 5 beds
- **HA Espigh Family Emergency** - 31 beds
- **HA Men's Emergency** - 20 beds
- **Moments of Hope Hotels/Motels** - 17 beds
- **Safe Harbor Emergency Shelter** - 4 beds
- **Safe Harbor for Trafficking Survivors (ES)** - 3 beds
- **SA Family Emergency Shelter** - 17 beds
- **SA Singles Emergency Shelter** - 33 beds
- **VHBG: Pride Place Emergency Shelter ESG-CV** - 4 beds
- **Safe Haven:**
  - **Daily Planet - HCHV/SH** - 6 beds
  - **Daily Planet - Safe Haven** - 3 beds
  - **Liberation Family Services - GPD beds** - 14 beds
  - **Liberation Family Services - GPD beds (19)** - 12 beds
  - **Liberation Family Services - GPD beds 21C** - 12 beds
- **Transitional Housing:**
  - **DP GPD - Safe Haven** - 13 beds
  - **HomeAgain: Veterans Transitional Program Non-GPD** - 8 beds
  - **RBHA: Residential Support for Homeless Families Transitional Housing (CDBG)** - 10 beds
  - **Safe Harbor (transitional - buildings 1 and 2)** - 4 beds
- **Permanent Supportive Housing:**
  - **Commonwealth Catholic Charities - TBRA** - 46 beds
  - **Flagler - Richmond Virginia Housing Trust PSH** - 1 bed
  - **HomeAgain - PSH (HUD)** - 48 beds
  - **Richmond Behavioral Health Authority - PSH beds** - 16 beds
  - **VA/Richmond Redevelopment and Housing Authority + Virginia Housing Development Authority - VASH Richmond** - 437 beds
  - **Virginia Supportive Housing: Richmond Homelink PSH** - 90 beds
  - **Virginia Supportive Housing: Richmond Housing First 1** - 36 beds
  - **Virginia Supportive Housing: Richmond Housing First 2** - 12 beds



- **Virginia Supportive Housing: Richmond Housing First 3** - 66 beds
- **Virginia Supportive Housing: VSH Dfind** - 11 beds
- **Virginia Supportive Housing: VSH Veteran's Apartments** - 4 beds
  
- **Other Permanent Housing:**
- **Greater Richmond Continuum of Care - HandUp Community Resource Center: TIP** - 14 beds
- **Virginia Supportive Housing: VSH FINDS** - 13 beds
- **Virginia Supportive Housing: VSH New Clay SRO** - 30 beds
- **Virginia Supportive Housing: VSH South Richmond** - 38 beds
  
- **Rapid Re-Housing:**
- **Flagler: Community** - 10 beds
- **Flagler: Youth Rapid Re-Housing** - 2 beds
- **Flagler: Henrico Rapid Rehousing Henrico ESG-CV** - 6 beds
- **Flagler: Richmond Fostering Futures Rapid** - 1 bed
- **Flagler: Richmond Rapid Rehousing DHCD/VHSP** - 10 beds
- **Hanover Safe Place: HSP rapid rehousing** - 7 beds
- **HomeAgain: DHCD/VHSP RRH** - 11 beds
- **HomeAgain: ESG RRH City** - 3 beds
- **HomeAgain: Family Rapid Re-Housing** - 13 beds
- **HomeAgain: Henrico RRH ESG** - 6 beds
- **HomeAgain: Family Rapid Rehousing HUD** - 23 beds
- **HomeAgain: Housing Trust Fund Richmond RRH** - 4 beds
- **HomeAgain: Housing Trust Fund State Rapid Re-Housing** - 6 beds
- **Homeward: EHV Rapid Rehousing CHERP** - 72 beds
- **Housing Families First: ESG Richmond** - 10 beds
- **Housing Families First: HUD Rapid Re-Housing** - 19 beds
- **Housing Families First: Rapid Re-Housing (Internal Money)** - 20 beds
- **Housing Families First: VHSP Rapid Re-Housing** - 18 beds
- **Housing Families First: Rapid Re-Housing Henrico ESG-CV** - 4 beds
- **Virginia Supportive Housing: SSVF** - 30 beds

***Describe the unmet housing and service needs of qualifying populations:******Homeless as defined in 24 CFR 91.5***

Based on the 2022 Point-In-Time Count there was 513 households that were currently experiencing homelessness, 428 households were sheltered and 85 households were unsheltered. The unmet housing need for this qualified population is to increase the number of shelter beds and permanent supportive housing units. The number of shelter beds that turnover each month are filled immediately and the need outstrips the resources.

A minimum number of shelter beds are needed to meet the needs of the unsheltered in the City of Richmond. By having the City develop more affordable permanent supportive housing, this will remove the bottleneck at the emergency shelters level, since the length of stay in shelters has more than doubled.

The Homeward 2022 Gap Analysis emphasized the need for more affordable housing because the shelters are at capacity. Homeward proposed a way to increase the capacity is by developing more permanent supportive affordable housing and continuing to advocate for permanent housing resources (i.e., RRH, PSH, and OPH).

The supportive services that are needed, include the following: childcare, educational services, employment assistance and job training, food, housing searches and counseling services, legal services, life skills training, mental health services, outpatient health services, outreach services, substance abuse treatment services, transportation, case management, mediation, credit repair, services for special populations, and financial assistance.

The unmet housing need for this qualified population is to increase permanent supportive housing options and wrap around supportive services.

***At Risk of Homelessness as defined in 24 CFR 91.5***

The unmet housing needs of the at risk of homeless population is the lack of affordable housing units in the City. This refers to that qualifying population who live at 30% or below the HUD Area Median Income and have one or more housing problems. This qualifying population needs short- and long-term rental and utility assistance, along with affordable permanent housing options.

According to the CoStar Group data, rents in the City of Richmond have increased from 2021 to 2022 first quarter by 14% and 21% for the Richmond Metro area. This increase in the rents has really affected this qualifying population since they cannot afford the rental increases.

The supportive services that are needed include the following: childcare, educational services, employment assistance and job training, food, housing searches, counseling services, legal services, life skills training, mental health services, outpatient health services, outreach services, substance abuse treatment services, transportation, case management, mediation, credit repair, landlord/tenant liaison, services for special populations, and financial assistance.

The unmet housing need for this qualified population is to increase permanent supportive housing options and wrap around supportive services.

***Fleeing, or Attempting to Flee, Domestic Violence, Dating Violence, Sexual Assault, Stalking, or Human Trafficking, as defined by HUD in the Notice***

Based on the 2022 Point-In-Time Count, there were 49 homeless individuals who were identified as victims of domestic violence. Additionally, according to 2021 data from the HMIS, there were 198 having a history of domestic violence; and 63 persons fleeing domestic violence, of which 23 were fleeing with children.

Stella P Data has 211 domestic violence survivors that are currently fleeing and are experiencing homelessness. There are 458 domestic violence survivors who are not currently fleeing or are of unknown status.

Based off the Partnership for Housing Affordability - Housing Resource Line for the time period of September 2020 through June 2022 they received 6,000 calls from residents in the City of Richmond. Of those calls 52 or 0.87% were from survivors of domestic violence.

EmpowerNet collects data from a 24/7 crisis hotline for all people fleeing or attempting to flee domestic violence, human trafficking and related situations of sexual or dating violence or harassment. During the time period of July 1, 2021 through June 30, 2022, 1,442 persons called the crisis hotline, of which 795 were from the City of Richmond. During this period of time 1,258 domestic violence victims received services.

The supportive services that are needed are the following: childcare, education services, employment assistance and job training, food, housing searches, counseling services, legal services, life skills training, mental health services, outpatient health services, outreach services, substance abuse treatment services, transportation, case management, mediation,

credit repair, landlord/tenant liaison, services for special populations, and financial assistance.

The unmet housing need for this qualified population is to increase permanent supportive housing options and wrap around supportive services.

***Other populations requiring services or housing assistance to prevent homelessness and other populations at greatest risk of housing instability as defined by HUD in the Notice***

The unmet housing and service needs for other populations who are at greatest risk of housing instability's supportive services is to help decrease their risk of housing instability by providing wrap-around services. These individuals may have a substance abuse, mental health issues, and physical disabilities. To prevent housing instability, they need long term permanent housing assistance with case management and wrap-around support services. In addition, another population that is experiencing instability is the physically disabled and the developmentally challenge. There is a need for long-term permanent housing that is accessible for these persons with disabilities.

The supportive services that are needed are the following: childcare, education services, employment assistance and job training, food, housing searches, counseling services, legal services, life skills training, mental health services, outpatient health services, outreach services, substance abuse treatment services, transportation, case management, mediation, credit repair, landlord/tenant liaison, services for special populations, and financial assistance.

The unmet housing need for this qualified population is to increase permanent supportive housing options and wrap around supportive services.

***Identify any gaps within the current shelter and housing inventory as well as the service delivery system:***

The City of Richmond's limited supply of affordable housing has created the largest gap in the system. This gap is much larger than the available resources that the City has, but the City will use the HOME-ARP funds to leverage other funds to spread the HOME-ARP funds out, as much as possible to develop as many new affordable housing options as possible to fill the need for the four (4) qualifying populations.

Based off the 2022 Point-In-Time Count (PIT), the CoC has 85 unsheltered homeless persons and 612 sheltered homeless. With the emergency shelter beds near capacity, this leaves 85 homeless

persons living on the streets and waiting to access shelter beds. In addition, the CoC has its permanent supportive housing beds over 100% utilization rate.

To assist in meeting the need to provide permanent housing, the City works with the Richmond Redevelopment & Housing Authority for housing assistance through either public housing units or through Housing Voucher programs. The Richmond Redevelopment & Housing Authority has 3,499 units of public housing, 3,294 units of project-based vouchers, and 2,697 units of tenant-based vouchers. The public housing occupancy rate is 86% and the project-based utilization rate is 88%.

Based on the stakeholder consultation there is a need for more emergency shelters, affordable rental housing units, and wrap around supportive services. Common housing barriers mentioned were criminal background, credit history, rental history, evictions, etc. New affordable housing will need to be cognitive of these barriers and identify ways to reduce these barriers for its tenants.

In addition, stakeholders expressed the desire to have a one stop location to receive supportive services.

***Under Section IV.4.2.ii.G of the HOME-ARP Notice, a PJ may provide additional characteristics associated with instability and increased risk of homelessness in their HOME-ARP allocation plan. These characteristics will further refine the definition of “other populations” that are “At Greatest Risk of Housing Instability,” as established in the HOME-ARP Notice. If including these characteristics, identify them here:***

The City of Richmond is not providing additional characteristics associated with instability and increase risk of homelessness in the City’s HOME-ARP Allocation Plan. Not Applicable.

***Identify priority needs for qualifying populations:***

During the HOME-ARP consultation, the following top priority needs for the qualifying populations were mentioned:

- Need for more affordable rental housing for persons with no income to extremely low income.
- Need for permanent supportive housing that is accessible to members of the four (4) qualifying populations.
- Need for accessible and affordable rental housing for people experiencing homelessness.

- The need for tenant based rental assistance for members of the qualified population was a lower priority due to the lack of accessible housing inventory to pair with housing assistance vouchers.
- Service providers indicate the number of individuals entering homelessness from institutional settings and/or cycling through local jails.

***Explain how the PJ determined the level of need and gaps in the PJ's shelter and housing inventory and service delivery systems based on the data presented in the plan:***

The City of Richmond determined the level of need and gaps in the shelter inventory, housing inventory, and service delivery system from the following sources:

- Stakeholders' Consultations
- 2022 Point-In-Time Count (PIT)
- 2022 Housing Inventory Count (HIC)
- Homeward 2022 Gap Analysis
- EmpowerNet - Hotline Database
- Housing Resources Line - Hotline Database
- Stella P
- Homeless Management Information System (HMIS)
- HUD Housing Choice Voucher (HCV) Utilization Dashboard
- Homeless Management Information System (HMIS)
- SAGE HMIS Reporting Repository
- 2017-2021 American Community Survey Data (ACS Data)
- 2015-2019 Comprehensive Housing Affordability Strategy (CHAS)
- Eviction Lab - Statistics
- Human Trafficking Institute - Statistics
- CoStar Group Data - Statistics

The City of Richmond, Chesterfield and Henrico Counties collaborated to conduct a regional stakeholder consultation for the HOME-ARP Allocation Plan. This multi-jurisdiction approach was formed because homelessness and housing instability is more than just a City of Richmond issue. The solution to these needs, has to be done on a regional basis to understand the needs of the

four (4) qualifying populations and develop a collective strategy to use the HOME-ARP funds to address the large gap in the supply of affordable housing.

DRAFT

## HOME-ARP Activities

***Describe the method(s) that will be used for soliciting applications for funding and/or selecting developers, service providers, subrecipients and/or contractors:***

The City of Richmond proposes to solicit HOME-ARP applications from non-profit and for-profit agencies, private developers and/or social service providers to undertake eligible HOME-ARP projects/activities. The City will release a Notice of Funding Available under the HOME-ARP Program in the "The Richmond Free Press" and in the Spanish newspaper, "Nuevas Raices".

Potential applicants will be advised to look at the City of Richmond's Housing and Community Development Department webpage at <https://www.rva.gov/housing-and-community-development> to find the HOME-ARP Funding Request Application. The City's Housing and Community Development Department staff will send out the HOME-ARP Funding Request Applications to its list of agencies/organizations that have previously submitted funding requests or requested to be added to this list.

The City of Richmond's Housing and Community Development Department webpage will have the HOME-ARP Allocation Plan, HOME-ARP Funding Request Application, HOME-ARP Guidelines, Application Review Process, and instructions on how to complete the application.

The City will review the HOME-ARP Applications, rate and rank them to see which applications best address the needs identified in the HOME-ARP Allocation Plan. A review will be made of how the applicant plans to develop affordable housing units in the City. The City will also evaluate if the applicant will leverage the HOME-ARP funds with private and other public funding sources.

***Describe whether the PJ will administer eligible activities directly:***

The City of Richmond's Department of Housing & Community Development will manage the HOME-ARP program's administration, monitoring, and planning components. The projects/activities will be carried out by subrecipients which are awarded the HOME-ARP funds.



***If any portion of the PJ's HOME-ARP administrative funds are provided to a subrecipient or contractor prior to HUD's acceptance of the HOME-ARP allocation plan because the subrecipient or contractor is responsible for the administration of the PJ's entire HOME-ARP grant, identify the subrecipient or contractor and describe its role and responsibilities in administering all of the PJ's HOME-ARP program:***

The City of Richmond has not provided any HOME-ARP funds to any subrecipient(s). The City in collaboration with Chesterfield and Henrico Counties hired, Corporation for Supportive Housing (CSH) to assist them with gathering the data and the regional consultations for the HOME-ARP Allocation Plan. CSH will not be responsible for administering the HOME-ARP Program.

DRAFT

## Use of HOME-ARP Funding

*In accordance with Section V.C.2. of the Notice (page 4), PJs must indicate the amount of HOME-ARP funding that is planned for each eligible HOME-ARP activity type and demonstrate that any planned funding for nonprofit organization operating assistance, nonprofit capacity building, and administrative costs is within HOME-ARP limits.*

	Funding Amount	Percent of the Grant	Statutory Limit
Supportive Services	\$ 0.00		
Acquisition and Development of Non-Congregate Shelters	\$ 0.00		
Tenant Based Rental Assistance (TBRA)	\$ 0.00		
Development of Affordable Rental Housing	\$ 4,964,726.90		
Non-Profit Operating	\$ 0.00	0%	5%
Non-Profit Capacity Building	\$ 0.00	0%	5%
Administration and Planning	\$ 876,128.10	15%	15%
<b>Total HOME ARP Allocation:</b>	<b>\$ 5,840,854.00</b>	<b>-</b>	<b>-</b>

***Describe how the PJ will distribute HOME-ARP funds in accordance with its priority needs identified in its needs assessment and gap analysis:***

The City of Richmond developed the HOME-ARP Budget based on the identified needs from consultation with community stakeholders, agency surveys, the assessment of the data obtained from the Point-In-Time Count (PIT), Continuum of Care Housing Inventory Count (HIC), American Community Survey Data (ACS), HUD Comprehensive Housing Affordability Strategy (CHAS), and other statistical data provide from the CoC.

The City will allocated 85% of the HOME-ARP funds for the Development of Affordable Rental Housing and 15% of the funds for Administration and Planning.

The following is a breakdown of what each category covers:

- **Development of Affordable Rental Housing** - is for the acquisition, construction, rehabilitation, development costs, relocation, and operating cost assistance/reserves.
- **Administration and Planning** - will set aside 15% of the allocation to cover the cost to administer the HOME-ARP program by the City of Richmond.

These allocations were derived from the data analysis and the key points that were articulated in the community stakeholders' meetings and interviews. It was overwhelmingly mentioned at the stakeholder meetings and interviews that there is a need for new development and preservation of affordable housing stock in the City of Richmond.

The City is not allocating HOME-ARP funds to Supportive Services, Acquisition and Development of Non-Congregate Shelters, Tenant Based Rental Assistance (TBRA), Non-Profit Operating, and Non-Profit Capacity Building based on the analysis of the needs for the City.

***Describe how the characteristics of the shelter and housing inventory, service delivery system, and the needs identified in the gap analysis provided a rationale for the plan to fund eligible activities:***

The 2022 Point-In-Time Count has 558 persons or 381 households in Emergency Shelters, 54 persons or 47 households in Transitional Housing, and 85 persons/households which are unsheltered.

The City of Richmond's housing market is seeing housing options being reduced because of the increase in housing sales prices, increase in monthly rents, low vacancy rates, and increases in utility costs. These trends are leading to the lack of affordable housing options and the increase of households becoming cost overburden. Based on the regional consultation process, the number one point that was repetitively mentioned over and over again was the lack of affordable housing options that served the four (4) qualifying populations.

By developing permanent affordable housing units for the qualifying population, will reduce the number of persons at the shelters, which will open up beds for the current unsheltered. In addition, this will help to provide these individuals with a more stable permanent housing environment, which will lead to more success with the wrap around services to assist these individual stay off the streets. This will reduce the drain on the service delivery system by moving individuals/households to a permanent environment.

## HOME-ARP Production Housing Goals

***Estimate the number of affordable rental housing units for qualifying populations that the PJ will produce or support with its HOME-ARP allocation:***

The City of Richmond estimates it will assist the development of twenty (20) new affordable housing units using the HOME-ARP funds. This number was developed by the City, based off the an estimated cost of \$250,000 per unit, which would cover the acquisition, construction, rehabilitation, development costs, relocation, and operating cost assistance/reserves. Additional units can be developed if applicants are able to leverage other funds as part of the HOME-ARP Application. The City as part of its application process will request applicants to leverage other funds as part of their application.

These will be new affordable units that will be available to all HOME-ARP qualifying populations because all four (4) qualifying populations needs are greater than the amount of HOME-ARP funds allocated to the City.

***Describe the specific affordable rental housing production goal that the PJ hopes to achieve and describe how the production goal will address the PJ's priority needs:***

The City of Richmond is looking to leverage the HOME-ARP funds with other Federal, State, local, private, foundation etc. funding sources. The goal of the City is to use these other funding sources to develop at least twenty (20) affordable housing units or more, depending on the amount of funds the HOME-ARP subrecipient can leverage from other sources. If other funds are not available, the City will fund projects with only HOME-ARP funds.

## Preferences

***Identify whether the PJ intends to give preference to one or more qualifying populations or a subpopulation within one or more qualifying populations for any eligible activity or project:***

As amended, the City of Richmond will ensure that housing created using HOME-ARP funds will be open to all four (4) qualifying populations, but preference will be given to individuals experiencing homelessness, as prioritized through the Greater Richmond Continuum of Care's Coordinated Entry (CE) system. No qualifying population will be excluded from eligibility.

***If a preference was identified, explain how the use of a preference or method of prioritization will address the unmet need or gap in benefits and services received by individuals and families in the qualifying population or subpopulation of the qualifying population, consistent with the PJ's needs assessment and gap analysis:***

As amended, the needs assessment, gap analysis, and stakeholder consultation highlighted that the qualifying population with the most significant need was single adults experiencing homelessness and who also have disabling conditions and have no or extremely low income. Implementing a preference for this qualifying population will ensure that projects are designed to address the permanent housing needs of this group. This addresses a gap in the existing inventory of currently available rental housing by providing accessible, permanent options with services and support for the population's needs.

## Referral Methods

***Identify the referral methods that the PJ intends to use for its HOME-ARP projects and activities. PJ's may use multiple referral methods in its HOME-ARP program. (Optional):***

The City of Richmond intends to use the Continuum of Care Coordinated Entry System (CE) and the Housing Resource Line for its HOME-ARP projects and activities. These referral methods will serve all four (4) qualifying populations and will also make sure that none of the qualifying populations are left out.

***If the PJ intends to use the coordinated entry (CE) process established by the CoC, describe whether all qualifying populations eligible for a project or activity will be included in the CE process, or the method by which all qualifying populations eligible for the project or activity will be covered. (Optional):***

The City of Richmond is going to use both the Continuum of Care Coordinated Entry System (CE) and the Housing Resource Line to make sure that all of the four (4) qualifying populations will be served. The Coordinated Entry System will be supplemented so all four (4) qualifying populations will be served. To help support the Coordinated Entry System, the City is also going to use the Housing Resource Line in particular to assist the qualifying populations: at risk of homelessness and the other populations who do not qualify under any of the populations above but meet one of the following criteria: those who are currently housed due to temporary or emergency assistance or need additional assistance or services to avoid a return to homelessness; or populations at greatest risk of housing instability. This information will be garnered from shelter providers, street outreach, other providers, etc.

***If the PJ intends to use the CE process established by the CoC, describe the method of prioritization to be used by the CE. (Optional):***

As amended, the City of Richmond intends to use CE to address priority needs identified in the plan. The CE process provides a transparent, comprehensive prioritization and matching of housing resources with community needs. Prioritization is based on the length of homelessness, disabling conditions, and vulnerability as documented through assessments, HMIS records, and outreach and homeless services staff observations and documentation. Once prioritized, referrals to housing units are made after verification of client eligibility for the program and the client's expressed interest in the housing placement. Priorities are consistent with CoC and ESG written standards approved by the City, and the CE process is regularly reviewed and updated in accordance with HUD regulations.

***If the PJ intends to use both a CE process established by the CoC and another referral method for a project or activity, describe any method of prioritization between the two referral methods, if any. (Optional):***

The City of Richmond's HOME-ARP-funded projects will receive referrals from the CoC's CE process and the regional Housing Resource Line, ensuring referral coverage for all four (4) qualifying populations. Referrals from the CoC's CE process, as described above, will be prioritized, with the characteristics of the specific funded project and the client's choice and interest in the available unit considered.

DRAFT

## Limitations in HOME-ARP rental housing or NCS project

***Describe whether the PJ intends to limit eligibility for a HOME-ARP rental housing or NCS project to a particular qualifying population or specific subpopulation of a qualifying population identified in section IV. A of the Notice:***

The City of Richmond does not intend to limit funding for HOME-ARP rental housing projects to a particular qualifying population or specific subpopulation. The need for affordable rental housing is consistent for all four (4) qualifying populations. The City will solicit proposals for rental housing projects in general. Evaluations of applications will be made and selections will be based on the best proposal submitted.

***If a PJ intends to implement a limitation, explain why the use of a limitation is necessary to address the unmet need or gap in benefits and services received by individuals and families in the qualifying population or subpopulation of the qualifying population, consistent with the PJ's needs assessment and gap analysis:***

The City of Richmond does not intend to implement any limitations with its HOME-ARP Program. Not Applicable.

***If a limitation was identified, describe how the PJ will address the unmet needs or gaps in benefits and services of the other qualifying populations that are not included in the limitation through the use of HOME-ARP funds (i.e., through another of the PJ's HOME-ARP projects or activities):***

The City of Richmond does not intend to implement any limitations with its HOME-ARP Program. Not Applicable.



## HOME-ARP Refinancing Guidelines

The City of Richmond does not intend to use HOME-ARP funds to refinance existing debt secured by multifamily rental housing that is being rehabilitated with HOME-ARP funds. Not Applicable.

- ***Establish a minimum level of rehabilitation per unit or a required ratio between rehabilitation and refinancing to demonstrate that rehabilitation of HOME-ARP rental housing is the primary eligible activity***

Not Applicable.

- ***Require a review of management practices to demonstrate that disinvestment in the property has not occurred; that the long-term needs of the project can be met; and that the feasibility of serving qualified populations for the minimum compliance period can be demonstrated.***

Not Applicable.

- ***State whether the new investment is being made to maintain current affordable units, create additional affordable units, or both.***

Not Applicable.

- ***Specify the required compliance period, whether it is the minimum 15 years or longer.***

Not Applicable.

- ***State that HOME-ARP funds cannot be used to refinance multifamily loans made or insured by any federal program, including CDBG.***

Not Applicable.

- ***Other requirements in the PJ's guidelines, if applicable:***

Not Applicable.

## Appendix

Attached are the following items:

- SF 424 Form
- SF 424-B Form
- SF 424-D Form
- Certifications
- Resolution
- Citizen Participation Documentation
  - Public Hearing
  - Consultation

DRAFT



---

# HUD SF 424 Form

---

**Application for Federal Assistance SF-424**

* 1. Type of Submission: <input type="checkbox"/> Preapplication <input checked="" type="checkbox"/> Application <input type="checkbox"/> Changed/Corrected Application	* 2. Type of Application: <input checked="" type="checkbox"/> New <input type="checkbox"/> Continuation <input type="checkbox"/> Revision	* If Revision, select appropriate letter(s): <input type="text"/> * Other (Specify): <input type="text"/>
--	--	--

* 3. Date Received: <input type="text"/>	4. Applicant Identifier: <input type="text"/>
---	--

5a. Federal Entity Identifier: <input type="text"/>	5b. Federal Award Identifier: <input type="text" value="M-21-MP-51-0205"/>
--	---

**State Use Only:**

6. Date Received by State: <input type="text"/>	7. State Application Identifier: <input type="text"/>
---	---

**8. APPLICANT INFORMATION:**

\* a. Legal Name:

* b. Employer/Taxpayer Identification Number (EIN/TIN): <input type="text" value="54-6001556"/>	* c. UEI: <input type="text" value="EG4LF5GYLK81"/>
--	--

**d. Address:**

* Street1:	<input type="text" value="1500 East Main Street"/>
Street2:	<input type="text" value="Suite 100"/>
* City:	<input type="text" value="Richmond"/>
County/Parish:	<input type="text"/>
* State:	<input type="text" value="VA: Virginia"/>
Province:	<input type="text"/>
* Country:	<input type="text" value="USA: UNITED STATES"/>
* Zip / Postal Code:	<input type="text" value="23219-3571"/>

**e. Organizational Unit:**

Department Name: <input type="text" value="Housing and Community Developm"/>	Division Name: <input type="text"/>
---	--

**f. Name and contact information of person to be contacted on matters involving this application:**

Prefix: <input type="text" value="Ms."/>	* First Name: <input type="text" value="Sherrill"/>
Middle Name: <input type="text" value="A."/>	
* Last Name: <input type="text" value="Hampton"/>	
Suffix: <input type="text"/>	

Title:

Organizational Affiliation:

* Telephone Number: <input type="text" value="(804) 646-6822"/>	Fax Number: <input type="text" value="(804) 646-6358"/>
---	---

\* Email:

**Application for Federal Assistance SF-424**

**\* 9. Type of Applicant 1: Select Applicant Type:**

C: City or Township Government

Type of Applicant 2: Select Applicant Type:

Type of Applicant 3: Select Applicant Type:

\* Other (specify):

**\* 10. Name of Federal Agency:**

U.S. Department of Housing and Urban Development (HUD)

**11. Catalog of Federal Domestic Assistance Number:**

14.239

CFDA Title:

HOME Investment Partnership - American Rescue Plan (HOME-ARP)Program

**\* 12. Funding Opportunity Number:**

Not Applicable.

\* Title:

Not Applicable.

**13. Competition Identification Number:**

Not Applicable.

Title:

Not Applicable.

**14. Areas Affected by Project (Cities, Counties, States, etc.):**

Add Attachment

Delete Attachment

View Attachment

**\* 15. Descriptive Title of Applicant's Project:**

HOME-ARP Allocation Plan

Attach supporting documents as specified in agency instructions.

Add Attachments

Delete Attachments

View Attachments

**Application for Federal Assistance SF-424**

**16. Congressional Districts Of:**

\* a. Applicant

\* b. Program/Project

Attach an additional list of Program/Project Congressional Districts if needed.

Add Attachment

Delete Attachment

View Attachment

**17. Proposed Project:**

\* a. Start Date:

\* b. End Date:

**18. Estimated Funding (\$):**

* a. Federal	<input type="text" value="5,840,854.00"/>
* b. Applicant	<input type="text" value="0.00"/>
* c. State	<input type="text" value="0.00"/>
* d. Local	<input type="text" value="0.00"/>
* e. Other	<input type="text" value="0.00"/>
* f. Program Income	<input type="text" value="0.00"/>
* g. TOTAL	<input type="text" value="5,840,854.00"/>

**\* 19. Is Application Subject to Review By State Under Executive Order 12372 Process?**

a. This application was made available to the State under the Executive Order 12372 Process for review on

b. Program is subject to E.O. 12372 but has not been selected by the State for review.

c. Program is not covered by E.O. 12372.

**\* 20. Is the Applicant Delinquent On Any Federal Debt? (If "Yes," provide explanation in attachment.)**

Yes  No

If "Yes", provide explanation and attach

Add Attachment

Delete Attachment

View Attachment

**21. \*By signing this application, I certify (1) to the statements contained in the list of certifications\*\* and (2) that the statements herein are true, complete and accurate to the best of my knowledge. I also provide the required assurances\*\* and agree to comply with any resulting terms if I accept an award. I am aware that any false, fictitious, or fraudulent statements or claims may subject me to criminal, civil, or administrative penalties. (U.S. Code, Title 218, Section 1001)**

\*\* I AGREE

\*\* The list of certifications and assurances, or an internet site where you may obtain this list, is contained in the announcement or agency specific instructions.

**Authorized Representative:**

Prefix:  \* First Name:

Middle Name:

\* Last Name:

Suffix:

\* Title:

\* Telephone Number:  Fax Number:

\* Email:

\* Signature of Authorized Representative: 

\* Date Signed:



---

# HUD SF 424-B Form

---

## ASSURANCES - NON-CONSTRUCTION PROGRAMS

Public reporting burden for this collection of information is estimated to average 15 minutes per response, including time for reviewing instructions, searching existing data sources, gathering and maintaining the data needed, and completing and reviewing the collection of information. Send comments regarding the burden estimate or any other aspect of this collection of information, including suggestions for reducing this burden, to the Office of Management and Budget, Paperwork Reduction Project (0348-0040), Washington, DC 20503.

**PLEASE DO NOT RETURN YOUR COMPLETED FORM TO THE OFFICE OF MANAGEMENT AND BUDGET. SEND IT TO THE ADDRESS PROVIDED BY THE SPONSORING AGENCY.**


**NOTE:** Certain of these assurances may not be applicable to your project or program. If you have questions, please contact the awarding agency. Further, certain Federal awarding agencies may require applicants to certify to additional assurances. If such is the case, you will be notified.

As the duly authorized representative of the applicant, I certify that the applicant:

1. Has the legal authority to apply for Federal assistance and the institutional, managerial and financial capability (including funds sufficient to pay the non-Federal share of project cost) to ensure proper planning, management and completion of the project described in this application.
2. Will give the awarding agency, the Comptroller General of the United States and, if appropriate, the State, through any authorized representative, access to and the right to examine all records, books, papers, or documents related to the award; and will establish a proper accounting system in accordance with generally accepted accounting standards or agency directives.
3. Will establish safeguards to prohibit employees from using their positions for a purpose that constitutes or presents the appearance of personal or organizational conflict of interest, or personal gain.
4. Will initiate and complete the work within the applicable time frame after receipt of approval of the awarding agency.
5. Will comply with the Intergovernmental Personnel Act of 1970 (42 U.S.C. §§4728-4763) relating to prescribed standards for merit systems for programs funded under one of the 19 statutes or regulations specified in Appendix A of OPM's Standards for a Merit System of Personnel Administration (5 C.F.R. 900, Subpart F).
6. Will comply with all Federal statutes relating to nondiscrimination. These include but are not limited to: (a) Title VI of the Civil Rights Act of 1964 (P.L. 88-352) which prohibits discrimination on the basis of race, color or national origin; (b) Title IX of the Education Amendments of 1972, as amended (20 U.S.C. §§1681-1683, and 1685-1686), which prohibits discrimination on the basis of sex; (c) Section 504 of the Rehabilitation Act of 1973, as amended (29 U.S.C. §794), which prohibits discrimination on the basis of handicaps; (d) the Age Discrimination Act of 1975, as amended (42 U.S.C. §§6101-6107), which prohibits discrimination on the basis of age; (e) the Drug Abuse Office and Treatment Act of 1972 (P.L. 92-255), as amended, relating to nondiscrimination on the basis of drug abuse; (f) the Comprehensive Alcohol Abuse and Alcoholism Prevention, Treatment and Rehabilitation Act of 1970 (P.L. 91-616), as amended, relating to nondiscrimination on the basis of alcohol abuse or alcoholism; (g) §§523 and 527 of the Public Health Service Act of 1912 (42 U.S.C. §§290 dd-3 and 290 ee- 3), as amended, relating to confidentiality of alcohol and drug abuse patient records; (h) Title VIII of the Civil Rights Act of 1968 (42 U.S.C. §§3601 et seq.), as amended, relating to nondiscrimination in the sale, rental or financing of housing; (i) any other nondiscrimination provisions in the specific statute(s) under which application for Federal assistance is being made; and, (j) the requirements of any other nondiscrimination statute(s) which may apply to the application.
7. Will comply, or has already complied, with the requirements of Titles II and III of the Uniform Relocation Assistance and Real Property Acquisition Policies Act of 1970 (P.L. 91-646) which provide for fair and equitable treatment of persons displaced or whose property is acquired as a result of Federal or federally-assisted programs. These requirements apply to all interests in real property acquired for project purposes regardless of Federal participation in purchases.
8. Will comply, as applicable, with provisions of the Hatch Act (5 U.S.C. §§1501-1508 and 7324-7328) which limit the political activities of employees whose principal employment activities are funded in whole or in part with Federal funds.



9. Will comply, as applicable, with the provisions of the Davis-Bacon Act (40 U.S.C. §§276a to 276a-7), the Copeland Act (40 U.S.C. §276c and 18 U.S.C. §874), and the Contract Work Hours and Safety Standards Act (40 U.S.C. §§327-333), regarding labor standards for federally-assisted construction subagreements.
10. Will comply, if applicable, with flood insurance purchase requirements of Section 102(a) of the Flood Disaster Protection Act of 1973 (P.L. 93-234) which requires recipients in a special flood hazard area to participate in the program and to purchase flood insurance if the total cost of insurable construction and acquisition is \$10,000 or more.
11. Will comply with environmental standards which may be prescribed pursuant to the following: (a) institution of environmental quality control measures under the National Environmental Policy Act of 1969 (P.L. 91-190) and Executive Order (EO) 11514; (b) notification of violating facilities pursuant to EO 11738; (c) protection of wetlands pursuant to EO 11990; (d) evaluation of flood hazards in floodplains in accordance with EO 11988; (e) assurance of project consistency with the approved State management program developed under the Coastal Zone Management Act of 1972 (16 U.S.C. §§1451 et seq.); (f) conformity of Federal actions to State (Clean Air) Implementation Plans under Section 176(c) of the Clean Air Act of 1955, as amended (42 U.S.C. §§7401 et seq.); (g) protection of underground sources of drinking water under the Safe Drinking Water Act of 1974, as amended (P.L. 93-523); and, (h) protection of endangered species under the Endangered Species Act of 1973, as amended (P.L. 93-205).
12. Will comply with the Wild and Scenic Rivers Act of 1968 (16 U.S.C. §§1271 et seq.) related to protecting components or potential components of the national wild and scenic rivers system.
13. Will assist the awarding agency in assuring compliance with Section 106 of the National Historic Preservation Act of 1966, as amended (16 U.S.C. §470), EO 11593 (identification and protection of historic properties), and the Archaeological and Historic Preservation Act of 1974 (16 U.S.C. §§469a-1 et seq.).
14. Will comply with P.L. 93-348 regarding the protection of human subjects involved in research, development, and related activities supported by this award of assistance.
15. Will comply with the Laboratory Animal Welfare Act of 1966 (P.L. 89-544, as amended, 7 U.S.C. §§2131 et seq.) pertaining to the care, handling, and treatment of warm blooded animals held for research, teaching, or other activities supported by this award of assistance.
16. Will comply with the Lead-Based Paint Poisoning Prevention Act (42 U.S.C. §§4801 et seq.) which prohibits the use of lead-based paint in construction or rehabilitation of residence structures.
17. Will cause to be performed the required financial and compliance audits in accordance with the Single Audit Act Amendments of 1996 and OMB Circular No. A-133, "Audits of States, Local Governments, and Non-Profit Organizations."
18. Will comply with all applicable requirements of all other Federal laws, executive orders, regulations, and policies governing this program.
19. Will comply with the requirements of Section 106(g) of the Trafficking Victims Protection Act (TVPA) of 2000, as amended (22 U.S.C. 7104) which prohibits grant award recipients or a sub-recipient from (1) Engaging in severe forms of trafficking in persons during the period of time that the award is in effect (2) Procuring a commercial sex act during the period of time that the award is in effect or (3) Using forced labor in the performance of the award or subawards under the award.

SIGNATURE OF AUTHORIZED CERTIFYING OFFICIAL 	TITLE Chief Administrative Officer
APPLICANT ORGANIZATION City of Richmond, VA	DATE SUBMITTED 3/30/23



---

# HUD SF 424-D Form

---

## ASSURANCES - CONSTRUCTION PROGRAMS

OMB Number: 4040-0009  
Expiration Date: 02/28/2025

Public reporting burden for this collection of information is estimated to average 15 minutes per response, including time for reviewing instructions, searching existing data sources, gathering and maintaining the data needed, and completing and reviewing the collection of information. Send comments regarding the burden estimate or any other aspect of this collection of information, including suggestions for reducing this burden, to the Office of Management and Budget, Paperwork Reduction Project (0348-0042), Washington, DC 20503.


**PLEASE DO NOT RETURN YOUR COMPLETED FORM TO THE OFFICE OF MANAGEMENT AND BUDGET. SEND IT TO THE ADDRESS PROVIDED BY THE SPONSORING AGENCY.**

**NOTE:** Certain of these assurances may not be applicable to your project or program. If you have questions, please contact the Awarding Agency. Further, certain Federal assistance awarding agencies may require applicants to certify to additional assurances. If such is the case, you will be notified.

As the duly authorized representative of the applicant, I certify that the applicant:

1. Has the legal authority to apply for Federal assistance, and the institutional, managerial and financial capability (including funds sufficient to pay the non-Federal share of project costs) to ensure proper planning, management and completion of project described in this application.
2. Will give the awarding agency, the Comptroller General of the United States and, if appropriate, the State, the right to examine all records, books, papers, or documents related to the assistance; and will establish a proper accounting system in accordance with generally accepted accounting standards or agency directives.
3. Will not dispose of, modify the use of, or change the terms of the real property title or other interest in the site and facilities without permission and instructions from the awarding agency. Will record the Federal awarding agency directives and will include a covenant in the title of real property acquired in whole or in part with Federal assistance funds to assure non-discrimination during the useful life of the project.
4. Will comply with the requirements of the assistance awarding agency with regard to the drafting, review and approval of construction plans and specifications.
5. Will provide and maintain competent and adequate engineering supervision at the construction site to ensure that the complete work conforms with the approved plans and specifications and will furnish progressive reports and such other information as may be required by the assistance awarding agency or State.
6. Will initiate and complete the work within the applicable time frame after receipt of approval of the awarding agency.
7. Will establish safeguards to prohibit employees from using their positions for a purpose that constitutes or presents the appearance of personal or organizational conflict of interest, or personal gain.
8. Will comply with the Intergovernmental Personnel Act of 1970 (42 U.S.C. §§4728-4763) relating to prescribed standards of merit systems for programs funded under one of the 19 statutes or regulations specified in Appendix A of OPM's Standards for a Merit System of Personnel Administration (5 C.F.R. 900, Subpart F).
9. Will comply with the Lead-Based Paint Poisoning Prevention Act (42 U.S.C. §§4801 et seq.) which prohibits the use of lead-based paint in construction or rehabilitation of residence structures.
10. Will comply with all Federal statutes relating to non-discrimination. These include but are not limited to: (a) Title VI of the Civil Rights Act of 1964 (P.L. 88-352) which prohibits discrimination on the basis of race, color or national origin; (b) Title IX of the Education Amendments of 1972, as amended (20 U.S.C. §§1681 1683, and 1685-1686), which prohibits discrimination on the basis of sex; (c) Section 504 of the Rehabilitation Act of 1973, as amended (29 U.S.C. §794), which prohibits discrimination on the basis of handicaps; (d) the Age Discrimination Act of 1975, as amended (42 U.S.C. §§6101-6107), which prohibits discrimination on the basis of age; (e) the Drug Abuse Office and Treatment Act of 1972 (P.L. 92-255), as amended relating to nondiscrimination on the basis of drug abuse; (f) the Comprehensive Alcohol Abuse and Alcoholism Prevention, Treatment and Rehabilitation Act of 1970 (P.L. 91-616), as amended, relating to nondiscrimination on the basis of alcohol abuse or alcoholism; (g) §§523 and 527 of the Public Health Service Act of 1912 (42 U.S.C. §§290 dd-3 and 290 ee 3), as amended, relating to confidentiality of alcohol and drug abuse patient records; (h) Title VIII of the Civil Rights Act of 1968 (42 U.S.C. §§3601 et seq.), as amended, relating to nondiscrimination in the sale, rental or financing of housing; (i) any other nondiscrimination provisions in the specific statute(s) under which application for Federal assistance is being made; and (j) the requirements of any other nondiscrimination statute(s) which may apply to the application.

11. Will comply, or has already complied, with the requirements of Titles II and III of the Uniform Relocation Assistance and Real Property Acquisition Policies Act of 1970 (P.L. 91-646) which provide for fair and equitable treatment of persons displaced or whose property is acquired as a result of Federal and federally-assisted programs. These requirements apply to all interests in real property acquired for project purposes regardless of Federal participation in purchases.
12. Will comply with the provisions of the Hatch Act (5 U.S.C. §§1501-1508 and 7324-7328) which limit the political activities of employees whose principal employment activities are funded in whole or in part with Federal funds.
13. Will comply, as applicable, with the provisions of the Davis-Bacon Act (40 U.S.C. §§276a to 276a-7), the Copeland Act (40 U.S.C. §276c and 18 U.S.C. §874), and the Contract Work Hours and Safety Standards Act (40 U.S.C. §§327-333) regarding labor standards for federally-assisted construction subagreements.
14. Will comply with flood insurance purchase requirements of Section 102(a) of the Flood Disaster Protection Act of 1973 (P.L. 93-234) which requires recipients in a special flood hazard area to participate in the program and to purchase flood insurance if the total cost of insurable construction and acquisition is \$10,000 or more.
15. Will comply with environmental standards which may be prescribed pursuant to the following: (a) institution of environmental quality control measures under the National Environmental Policy Act of 1969 (P.L. 91-190) and Executive Order (EO) 11514; (b) notification of violating facilities pursuant to EO 11738; (c) protection of wetlands pursuant to EO 11990; (d) evaluation of flood hazards in floodplains in accordance with EO 11988; (e) assurance of project consistency with the approved State management program developed under the Coastal Zone Management Act of 1972 (16 U.S.C. §§1451 et seq.); (f) conformity of Federal actions to State (Clean Air) implementation Plans under Section 176(c) of the Clean Air Act of 1955, as amended (42 U.S.C. §§7401 et seq.); (g) protection of underground sources of drinking water under the Safe Drinking Water Act of 1974, as amended (P.L. 93-523); and, (h) protection of endangered species under the Endangered Species Act of 1973, as amended (P.L. 93-205).
16. Will comply with the Wild and Scenic Rivers Act of 1968 (16 U.S.C. §§1271 et seq.) related to protecting components or potential components of the national wild and scenic rivers system.
17. Will assist the awarding agency in assuring compliance with Section 106 of the National Historic Preservation Act of 1966, as amended (16 U.S.C. §470), EO 11593 (identification and protection of historic properties), and the Archaeological and Historic Preservation Act of 1974 (16 U.S.C. §§469a-1 et seq).
18. Will cause to be performed the required financial and compliance audits in accordance with the Single Audit Act Amendments of 1996 and OMB Circular No. A-133, "Audits of States, Local Governments, and Non-Profit Organizations."
19. Will comply with all applicable requirements of all other Federal laws, executive orders, regulations, and policies governing this program.
20. Will comply with the requirements of Section 106(g) of the Trafficking Victims Protection Act (TVPA) of 2000, as amended (22 U.S.C. 7104) which prohibits grant award recipients or a sub-recipient from (1) Engaging in severe forms of trafficking in persons during the period of time that the award is in effect (2) Procuring a commercial sex act during the period of time that the award is in effect or (3) Using forced labor in the performance of the award or subawards under the award.

SIGNATURE OF AUTHORIZED CERTIFYING OFFICIAL 	TITLE Chief Administrative Officer
APPLICANT ORGANIZATION City of Richmond, VA	DATE SUBMITTED 3/30/23



---

# Certifications

---

## HOME-ARP CERTIFICATIONS

In accordance with the applicable statutes and the regulations governing the consolidated plan regulations, the participating jurisdiction certifies that:

**Affirmatively Further Fair Housing** --The jurisdiction will affirmatively further fair housing pursuant to 24 CFR 5.151 and 5.152.

**Uniform Relocation Act and Anti-displacement and Relocation Plan** --It will comply with the acquisition and relocation requirements of the Uniform Relocation Assistance and Real Property Acquisition Policies Act of 1970, as amended, (42 U.S.C. 4601-4655) and implementing regulations at 49 CFR Part 24. It will comply with the acquisition and relocation requirements contained in the HOME-ARP Notice, including the revised one-for-one replacement requirements. It has in effect and is following a residential anti-displacement and relocation assistance plan required under 24 CFR Part 42, which incorporates the requirements of the HOME-ARP Notice. It will follow its residential anti-displacement and relocation assistance plan in connection with any activity assisted with funding under the HOME-ARP program.


**Anti-Lobbying** --To the best of the jurisdiction's knowledge and belief:

1. No Federal appropriated funds have been paid or will be paid, by or on behalf of it, to any person for influencing or attempting to influence an officer or employee of any agency, a Member of Congress, an officer or employee of Congress, or an employee of a Member of Congress in connection with the awarding of any Federal contract, the making of any Federal grant, the making of any Federal loan, the entering into of any cooperative agreement, and the extension, continuation, renewal, amendment, or modification of any Federal contract, grant, loan, or cooperative agreement;
2. If any funds other than Federal appropriated funds have been paid or will be paid to any person for influencing or attempting to influence an officer or employee of any agency, a Member of Congress, an officer or employee of Congress, or an employee of a Member of Congress in connection with this Federal contract, grant, loan, or cooperative agreement, it will complete and submit Standard Form-LLL, "Disclosure Form to Report Lobbying," in accordance with its instructions; and
3. It will require that the language of paragraph 1 and 2 of this anti-lobbying certification be included in the award documents for all subawards at all tiers (including subcontracts, subgrants, and contracts under grants, loans, and cooperative agreements) and that all subrecipients shall certify and disclose accordingly.

**Authority of Jurisdiction** --The consolidated plan is authorized under State and local law (as applicable) and the jurisdiction possesses the legal authority to carry out the programs for which it is seeking funding, in accordance with applicable HUD regulations and program requirements.

**Section 3** --It will comply with section 3 of the Housing and Urban Development Act of 1968 (12 U.S.C. 1701u) and implementing regulations at 24 CFR Part 75.

**HOME-ARP Certification** --It will use HOME-ARP funds consistent with Section 3205 of the American Rescue Plan Act of 2021 (P.L. 117-2) and the CPD Notice: *Requirements for the Use of Funds in the HOME-American Rescue Plan Program*, as may be amended by HUD, for eligible activities and costs, including the HOME-ARP Notice requirements that activities are consistent with its accepted HOME-ARP allocation plan and that HOME-ARP funds will not be used for prohibited activities or costs, as described in the HOME-ARP Notice.

  
\_\_\_\_\_  
Signature of Authorized Official

3/30/23  
Date

Chief Administrative Officer  
Title

DRAFT



---

# Resolution

---



INTRODUCED: March 13, 2023

AN ORDINANCE No. 2023-088

To authorize the Chief Administrative Officer to submit a HOME – ARP Allocation Plan to the United States Department of Housing and Urban Development (HUD) for the receipt of Home Investment Partnerships – American Rescue Plan (HOME - ARP) Program funds in the amount of \$5,840,854.00.

\_\_\_\_\_  
Patron – Mayor Stoney

\_\_\_\_\_  
Approved as to form and legality  
by the City Attorney

**A TRUE COPY:  
TESTE:**

*Carlin D. Reil*  
**City Clerk**

PUBLIC HEARING: MARCH 27 2023 AT 6 P.M.

THE CITY OF RICHMOND HEREBY ORDAINS:

§ 1. That the Chief Administrative Officer, for and on behalf of the City of Richmond, be and is hereby authorized and directed to submit a HOME – ARP Allocation Plan to the United States Department of Housing and Urban Development (HUD), in the form of the document attached hereto entitled “HOME – ARP Allocation Plan,” and dated March 31, 2023, for the receipt of Home Investment Partnerships – American Rescue Plan (HOME - ARP) Program funds in the amount of \$5,840,854.00.

§ 2. This ordinance shall be in force and effect upon adoption.

AYES: 9 NOES: 0 ABSTAIN: \_\_\_\_\_

ADOPTED: MAR 27 2023 REJECTED: \_\_\_\_\_ STRICKEN: \_\_\_\_\_



---

# Citizen Participation Documentation

---



---

# Public Hearing

---

Account Number

3593565

300 E. Franklin Street  
Richmond, Virginia 23219  
(804) 649-6208

Date

March 24, 2023

CITY OF RICHMOND DEPT OF HOUSING AND  
COMMUNITY DEVELOPMENT  
1500 E MAIN STREET  
SUITE 400  
RICHMOND, VA 23219

Date	Category	Description	Ad Size	Total Cost
03/25/2023	Any-Metro	CITY OF RICHMOND NOTICE OF PUBLIC HEARING	1/4	1,475.00

**Publisher of the  
Richmond Times-Dispatch**

**This is to certify that the attached CITY OF RICHMOND NOTICE O was published by the Richmond Times-Dispatch, Inc. in the City of Richmond, State of Virginia, on the following dates:**

03/08/2023

The First insertion being given ... 03/08/2023

Newspaper reference: 0001406960


Sworn to and subscribed before me this Friday, March 24, 2023



Notary Public



State of Virginia  
County of Hanover  
My Commission expires



# Legal Notice



**CITY OF RICHMOND**  
**NOTICE OF PUBLIC HEARING**  
**THE HOME-ARP ALLOCATION PLAN**  
**FOR THE HOME-AMERICAN RESCUE PLAN PROGRAM**  
**2021 ANNUAL ACTION PLAN AMENDMENT**

This notice is hereby given by the City of Richmond, Virginia that it will conduct a public hearing on **Wednesday, March 22, 2023, at 6:00 p.m.**, at **1500 E. Main Street, 1st Floor of Main Street Station, Richmond, VA 23219**. Persons requiring assistance due to hearing, speech, vision impairments, or limited English proficiency should contact the City's Department of Housing and Community Development, Ms. Sherrill Hampton, Director at: [Sherrill.Hampton@rva.gov](mailto:Sherrill.Hampton@rva.gov) or via phone at (804) 646-6822 or Virginia Relay Center - TDD Users - 1-800-828-1120.

The purpose of the public hearing is to present the City of Richmond's HOME-ARP Allocation Plan for its HOME-American Rescue Plan Program allocation from the U.S. Department of Housing and Urban Development (HUD) in the amount of \$5,840,854. The City intends to submit its HOME-ARP Allocation Plan to HUD as an attachment or substantial amendment to its 2021 Annual Action Plan on or before Friday, March 31, 2023.

A HOME-ARP Allocation Plan is required by HUD for the City of Richmond to receive and utilize its federal HOME-ARP grant funds. The HOME-ARP Allocation Plan is a strategic plan detailing the process the City will use to allocate funds to assist individuals or households who are experiencing homelessness, at risk of becoming homeless and other vulnerable populations. Eligible activities under the HOME-ARP Program, include affordable housing development or preservation, tenant-based rental assistance (TBRA), supportive services, and the purchase and development of non-congregate shelters. These activities help to reduce homelessness and increase housing stability. The City's HOME-ARP Allocation Plan will include an analysis of the unmet needs and gaps in the current homeless services system, the housing needs in the City, as well as share input gathered from the public and stakeholder agencies and organizations, and its proposed use of the HOME-ARP funds and how projects will be selected for the use of these funds.

To obtain the views of residents, public agencies, and other interested parties, the City of Richmond has also placed its HOME-ARP Allocation Plan on public display starting Wednesday, March 8, 2023, and ending on Friday, March 24, 2023, at which time the Plan will be presented to the Richmond City Council for approval at its regularly scheduled meeting on Monday, March 27, 2023.

A copy of the proposed HOME-ARP Allocation Plan is available for public review online on the City's Housing and Community Development Department's website located at <https://www.rva.gov/housing-and-community-development/public-documents>. The Plan may also be viewed at the Main Library - 101 E. Franklin Street, Richmond, VA. Residents can also request a hard copy or electronic copy via e-mail or US Mail. To request a copy, contact Ms. Sherrill Hampton at [Sherrill.Hampton@rva.gov](mailto:Sherrill.Hampton@rva.gov) or by mail at the City's Department of Housing & Community Development, 1500 E Main Street, Suite 300, Richmond VA 23219-3571.

All interested residents are encouraged to attend this public hearing. Residents will be provided the opportunity to present oral or written testimony concerning the City's draft HOME-ARP Allocation Plan. Written comments may be addressed to the attention of Ms. Sherrill Hampton, Director, Department of Housing and Community Development, 1500 E Main Street, Suite 300, Richmond VA 23219-3571 or via email at: [Sherrill.Hampton@rva.gov](mailto:Sherrill.Hampton@rva.gov) or via phone at (804) 646-6822 or Virginia Relay Center - TDD Users - 1-800-828-1120 by Friday, March 24, 2023. The City of Richmond does not discriminate on the basis of disability status in the admission of, access to, or treatment in its federally assisted programs or activities.

Nuevas Raíces  
PO Box 1281  
Harrisonburg VA 22803

# NUEVAS RAÍCES

Tel: (877) 683-8277 Fax: (888) 300-8934  
E-mail: [info@nuevasraices.com](mailto:info@nuevasraices.com)

**CLIENT**

**CITY OF RICHMOND** - Department of Housing and Community Development  
ATTN: Michelle B. Peters - Deputy Director  
1500 E. Main Street, Suite 300  
Richmond, VA 23219  
(804) 646-3975 Direct Dial

**INVOICE 28993**

Date: 03-10-2023

Qty	Items	Date	Price	Amount
1	Quarter of Page	March 9, 2023 - Edition 1119 - Pg 15	\$ 450.00	\$ 450.00

Issue: Aviso De Audiencia Pública Del Plan De Asignación De Home-Arp Para El Programa Del Plan De Rescate De Home-American 2021 Enmienda Del Plan De Acción Anual

<http://nuevasraices.com/absolutenm/autoshop/Pics/E1119.pdf?page=15&zoom=70,45,1050&view=FitV>

**Credit Card Payment (@ no additional fees)**

CREDIT CARD AUTHORIZATION: Please send this form back at Fax: (888) 300-8934

CARD HOLDER: \_\_\_\_\_

CC# \_\_\_\_\_

Exp. Date: \_\_\_\_\_ CODE: \_\_\_\_\_

ZIPCODE: \_\_\_\_\_ Signature: \_\_\_\_\_

Please send the payment to: Nuevas Raíces  
PO BOX 1281, Harrisonburg VA 22803

Thank you for your business

## Descarta los cárteles como terroristas



que la violencia del momento "un desafío a los dos países y los Estados Unidos le dedica y trabajaremos de cerca con nuestros aliados en todos los frentes para brindar la seguridad, las amenazas a la frontera", afirmó así después de que fueran hallados sin cuartro estadounidenses el viernes pasado en el fronterizo estado de Tlaxcala, una región clave del narcotráfico. Los sobrevivientes también fueron rescatados y regresados a su país.

Algunos legisladores republicanos han aprovechado este suceso para pedir de nuevo que los cárteles del narcotráfico sean catalogados como grupos terroristas, una medida que México ve como una violación a su soberanía porque autorizaría al Ejército estadounidense a combatir estas organizaciones.


La semana pasada, durante una comparecencia ante el Senado, el fiscal general de Estados Unidos, Merrick Garland, dijo que no se opone a la designación de estos grupos como terroristas, pero también advirtió de que hay que cuidar las relaciones diplomáticas con México.

## Más noticias

### Ortega liquida a su último socio de peso, el sector privado, y refuerza el "totalitarismo" en Nicaragua

La decisión del régimen de Daniel Ortega y Rosario Murillo de decapitar a uno de sus últimos socios y aliados de peso, el Consejo Superior de la Empresa Privada (Cosep), junto a sus 18 cámaras asociadas, cayó de "sorpresa" entre la principal patronal nicaragüense. Sobre todo porque el actual presidente empresarial, César Zamora, había intentado "congraciarse" con el oficialismo desde que asumió el timón de la organización en octubre de 2021, coinciden críticos de esta relación corporativista, que se resquebrajó tras las protestas de 2018, y que este seis de marzo fue liquidada con la publicación de las resoluciones ministeriales en el diario oficial La Gaceta.

"¿Qué pasó? Es el rompimiento legal, como cuando ya te habías divorciado de palabra, sin registrarlo legalmente... Pero, ¡jaja!, es un divorcio unilateral el que hace la dictadura. Legalizan el divorcio con el Cosep. De alguna manera, el Cosep de César Zamora quería mantener una cierta relación con el Gobierno, pero no funcionó", dice Luciano García a EL PAÍS, un opositor exiliado, allegado al sector privado y director de la organización Hagamos Democracia.



### Publisher of the NUEVAS RAICES

This is to certify that the attached CITY OF RICHMOND NOTICE was published by the Nuevas Raíces Hispanic Newspaper, LLC. in the City of Richmond, State of Virginia, on the following dates: 03/9/2023 Edition 1119 at page 15.

The insertion was in page 15... Edition 1119 of March 9 of 2023

Sworn to and subscribed before me this Friday, March 24 of 2023

*William Travis Schreiber-May*  
Notary Public  
State of Virginia  
My Commission expires : 02 - 28 - 2025

*Fernando Gamboa*  
Fernando Gamboa  
Billing Representative

**WILLIAM TRAVIS SCHREIBER-MAY**  
NOTARY PUBLIC  
REG. #7945901  
COMMONWEALTH OF VIRGINIA  
MY COMMISSION EXPIRES FEBRUARY 28, 2025

**CITY OF RICHMOND**  
ESTABLISHED 1781

**CIUDAD DE RICHMOND**  
**AVISO DE AUDIENCIA PÚBLICA DEL PLAN DE ASIGNACIÓN DE HOME-ARP PARA EL PROGRAMA DEL PLAN DE RESCATE DE HOME-AMERICAN 2021 ENMIENDA DEL PLAN DE ACCIÓN ANUAL**

Por medio de la presente, la ciudad de Richmond, Virginia, anuncia que llevará a cabo una audiencia pública el miércoles 22 de marzo de 2023, a las 6:00 p. m., en 1500 E. Main Street, primer piso de Main Street Station, Richmond, VA 23219. Las personas que requieran asistencia debido a limitaciones de audición, habla, visión o dominio limitado del inglés deben comunicarse con el Departamento de Vivienda y Desarrollo Comunitario de la Ciudad, Sra. Sherrill Hampton, Directora en: [Sherrill.Hampton@rva.gov](mailto:Sherrill.Hampton@rva.gov) o por teléfono al (804) 646-6822 o Virginia Relay Center - Usuarios de TDD - 1-800-828-1120.

El propósito de la audiencia pública es presentar el Plan de Asignación HOME-ARP de la Ciudad de Richmond para la asignación del Programa Home-American Rescue Plan del Departamento de Vivienda y Desarrollo Urbano (HUD) de los EE. UU. por un monto de \$5,840,854. La ciudad tiene la intención de presentar su Plan de Asignación HOME-ARP a HUD como un anexo o enmienda sustancial a su Plan de Acción Anual 2021 el viernes 31 de marzo de 2023 o antes.

HUD requiere un Plan de Asignación HOME-ARP para la Ciudad de Richmond para recibir y utilizar sus fondos federales de subvención HOME-ARP. El Plan de Asignación HOME-ARP es un plan estratégico que detalla el proceso que la Ciudad utilizará para asignar fondos para ayudar a las personas o familias que están sin hogar, en riesgo de quedarse sin hogar y otras poblaciones vulnerables. Las actividades elegibles bajo el programa HOME-ARP incluyen desarrollo o preservación de viviendas asequibles, asistencia de alquiler basada en inquilinos (TBRA), servicios de apoyo y la compra y desarrollo de refugios no colectivos. Estas actividades ayudan a reducir la falta de vivienda y aumentan la estabilidad de la vivienda. El Plan de Asignación HOME-ARP de la Ciudad incluirá un análisis de las necesidades no satisfechas y las brechas en el sistema actual de servicios para personas sin hogar, las necesidades de vivienda en la Ciudad, así como compartir aportes recopilados del público y las agencias y organizaciones interesadas, y su uso propuesto. de los fondos HOME-ARP y cómo se seleccionarán los proyectos para el uso de estos fondos.

Para recibir las opiniones de los residentes, las agencias públicas y otras partes interesadas, la ciudad de Richmond también ha colocado su Plan de Asignación HOME-ARP en exhibición pública a partir del miércoles 8 de marzo de 2023 y hasta el viernes 24 de marzo de 2023, el cual en ese momento el Plan se presentará al Concejo Municipal de Richmond para su aprobación en su reunión programada regularmente el lunes 27 de marzo de 2023.

Una copia del Plan de Asignación HOME-ARP propuesto estará disponible para revisión pública en línea en el sitio web del Departamento de Vivienda y Desarrollo Comunitario de la Ciudad en <https://www.rva.gov/housing-and-community-development/public-documents>. El Plan también se puede ver en la Biblioteca Principal - 101 E. Franklin Street, Richmond, VA. Los residentes también pueden solicitar una copia impresa o una copia electrónica por correo electrónico o correo postal de EE. UU. Para solicitar una copia, comuníquese con la Sra. Sherrill Hampton al correo electrónico [Sherrill.Hampton@rva.gov](mailto:Sherrill.Hampton@rva.gov) o por correo regular al Departamento de Vivienda y Desarrollo Comunitario de la Ciudad, 1500 E Main Street, Suite 300, Richmond VA 23219-3571.

Se invita a todos los residentes interesados a asistir a esta audiencia pública. Los residentes tendrán la oportunidad de presentar un testimonio oral o escrito sobre el borrador del Plan de Asignación HOME-ARP de la Ciudad. Los comentarios escritos pueden dirigirse a la atención de la Sra. Sherrill Hampton, Directora, Departamento de Vivienda y Desarrollo Comunitario, 1500 E Main Street, Suite 300, Richmond VA 23219-3571 o por correo electrónico a: [Sherrill.Hampton@rva.gov](mailto:Sherrill.Hampton@rva.gov) o por teléfono al (804) 646-6822 o Virginia Relay Center - Usuarios de TDD - 1-800-828-1120 antes del viernes 24 de marzo de 2023. La ciudad de Richmond no discrimina por motivos de discapacidad en la admisión, acceso o tratamiento en sus programas o actividades asistidos por el gobierno federal.

# HOME-ARP ALLOCATION PLAN OVERVIEW

---

Congress appropriated \$5 billion in funds under the American Rescue Plan (ARP) Act of 2021. These funds are to be used to assist the homeless and those persons and families who are at risk of becoming homeless. The U.S. Department of Housing and Urban Development (HUD) is administering this program and the City of Richmond was allocated \$5,840,854 in HOME-ARP funds.

The City of Richmond's Department of Housing & Community Development is the lead entity and the administrator for the HOME-ARP funds.

The City of Richmond partnered with Chesterfield and Henrico Counties to collaborate in the stakeholders consultation process. The group consultation process helped develop a more regional approach for the HOME-ARP Allocation Plan to meet the needs of the four (4) qualifying populations.

The City of Richmond prepared this HOME-ARP Allocation Plan to address its local needs and to establish priorities for the use of HOME-ARP funds. The City must submit its Allocation Plan to HUD by March 31, 2023. In order to determine the City's needs, interviews and video conferences were held with various housing providers, social service agencies, the Continuum of Care members, advocate agencies, etc. Agencies and organizations that serve all the qualifying populations were contacted and interviewed.

The Greater Richmond Continuum of Care (GRCoC) seeks to prevent, reduce, and end homelessness through effective and coordinated community-wide efforts and services. GRCoC coordinates homeless services and homelessness prevention across the City of Richmond, and the counties of Charles City, Chesterfield, Goochland, Hanover (including the Town of Ashland), Henrico, New Kent, and Powhatan.

## **HOME-ARP Eligible Projects/Activities:**

The following projects/activities are eligible with the HOME-ARP funds:

1. Production or Preservation of Affordable Rental Housing
2. Tenant Based Rental Assistance
3. Supportive Services
4. Purchase and Development of Non-Congregate Shelter

## **HOME-ARP Qualifying Populations:**

The HOME-ARP Program has the following four (4) Qualifying Populations for this program:

1. Homeless
2. At Risk of Homelessness
3. Fleeing, or Attempting to Flee Domestic Violence, Dating Violence, Sexual Assault, Stalking, or Human Trafficking
4. Other populations who do not qualify under any of the populations above but meet one of the following criteria

## HOME-ARP Allocation Plan – Schedule:

---

- **Newspaper notice runs in the Paper** – Wednesday, March 8, 2023
- **Draft Allocation Plan goes on Public Display** – Wednesday, March 8, 2023
- **City Holds Public Hearing** – Wednesday, March 22, 2023 at 6:00 PM
- **Draft Plan goes off Public Display** – Friday, March 24, 2023
- **City Council Considers the Allocation Plan for Approval** – Monday, March 27, 2023
- **The City Submits the Allocation Plan to HUD on or before** – March 31, 2023

## Summary from Consultation:

---

The Chesterfield, Henrico, and Richmond HOME-ARP consultation process overwhelmingly revealed the following feedback for the need to increased permanent housing options across all four (4) HOME-ARP qualifying populations. In particular permanent housing for those persons with complex housing and supportive service needs, and lengthy histories of homelessness living in unsheltered and sheltered locations. The following consistent themes mentioned in the HOME-APR consultation process were:

- There is not enough affordable rental housing for people with no income to extremely low incomes (0-30% AMI) in the region
- When available, the majority of existing housing stock is not accessible to members of the qualifying population and therefore, increases the length of time individuals spend experiencing homelessness. This exacerbates and overwhelms the shelter system.
- Those with direct contact with the qualifying populations specifically stated that there is a need for Permanent Supportive Housing (PSH) in the region.
- Service providers indicate the number of individuals entering homelessness from institutional settings and/or cycling through local jails is increasing rapidly, and the acuity of the population is resulting in higher service needs, beyond current system capacity. Additionally, the acuity and vulnerability of the population experiencing homelessness in terms of complex health and disabling conditions was affirmed through data analysis.
- Of the stakeholders consulted, including the Public Housing Authorities operating in the region, it was highlighted that the need for tenant based rental assistance for members of the qualified population was a lower priority due to the lack of accessible housing inventory to pair with housing assistance vouchers.



- Some stakeholders, including members of the qualified population, expressed a need for shelter to address immediate needs, but the overall greatest need expressed was for more accessible and affordable rental housing for people experiencing homelessness, including people residing in shelters. Members of the Qualified Populations shared that their immediate needs were not being met largely due to a lack of, or insufficient resources. Many noted that the housing options in the region have high barriers and the timeline to access the resources prevents some individuals from ever gaining access to permanent housing options.

Housing and homelessness organizations expressed the need for and support for Permanent Supportive Housing (PSH) and a regional approach to meeting these needs:

- Representatives from the Greater Richmond Continuum of Care stated that they would support a regional PSH effort by exploring options to expand Coordinated Entry access points and continued community collaboration with the Housing Resource Line to ensure low barrier access to those with the greatest housing and support services needs.
- Representatives from state housing and service partners (DBHDS, DHCD, Virginia Housing) identified the development of new PSH inventory as a state priority and have prioritized PSH unit development within their funding programs through a combination of required preferences and incentives.

Based on the feedback gathered by the Chesterfield, Henrico and Richmond community engagement, it shows the greatest need is for new affordable permanent housing.

## **Community Data:**

---

Based on the 2022 Point-In-Time Count, there were 697 homeless individuals identified in the Richmond/Henrico, Chesterfield, Hanover Counties CoC. Of those people experiencing homelessness, 466 (67%) were black, 179 (26%) were white, and the remaining 7% were Asian (3), American Indian or Alaskan Native (7), Native Hawaiian or Other Pacific Islander (1), and 41 identified as having multiple races. Additionally, 436 (63%) were male, 254 (36%) were female, and 7 (1%) identified as transgender or gender non-conforming.

Among the population of those experiencing homelessness, there was a large portion that were identified as severely mentally ill (176 individuals, which was 25% of the surveyed population) and another 12% identified as having chronic substance abuse issues (82 individuals).

The “Homeward 2022 Gap Analysis” estimated that the population in the City of Richmond experiencing homelessness for the period of April 1, 2021 through March 31, 2022 was 4,261 persons. Of this, 39.9% were families with children and 60.1% were adults not accompanied by children. Of the 4,261, 23.9% were children under the age of 18 years. Another 43.9% were 25-54 years old and 23.7% were 55 and over in age. The racial breakdown of the homeless

population is 82.8% of the population were Black/African American, 12.3% are white, and 4.9% are another race.

The Housing Resources Line for the time period of September 2020 through June 2022 received 6,000 calls from the City of Richmond residents of which 1,171 calls were for services to assist homeless needs.

According to the most recently available CHAS data, 22,385 households (or 24.7% of the total population) live at 30% or below the HUD Area Median Income and of those 22,385 households: 17,050 have one or more housing problems, which includes either incomplete kitchen facilities, incomplete plumbing facilities, more than one person per room, or have a cost burden greater than 30%.

During the 2022 Point-In-Time Count, there were 49 homeless individuals who were identified as victims of domestic violence in the Richmond/Henrico, Chesterfield, Hanover Counties CoC. Additionally, according to 2021 data from the Homeless Management Inventory System (HMIS), there were 198 having history of domestic violence; and 63 persons fleeing domestic violence, of which 23 were fleeing with children.

Stella P Data has 211 domestic violence survivors that are currently fleeing are experiencing homelessness. 458 domestic violence survivors and not currently fleeing or unknown fleeing status.

Based off the Partnership for Housing Affordability – Housing Resource Line for the time period of September 2020 through June 2022 they received 6,000 calls from residents in the City of Richmond. Of those calls 52 or 0.87% were from survivors of domestic violence.

EmpowerNet collects data from a 24/7 crisis hotline for all people fleeing or attempting to flee domestic violence, human trafficking and related situations of sexual or dating violence or harassment. During the time period of July 1, 2021 through June 30, 2022, 1,442 persons called the crisis hotline, of which 795 were from the City of Richmond.

According to the most recent American Community Survey (ACS) data from 2021, there were 34,082 residents (15.2% of the total civilian non-institutionalized population) of the City of Richmond who have a disability.

For households requiring services or housing assistance to prevent homelessness, there were 169 persons, which comprises 79 households assisted by rapid re-housing according to the Homeless Management Inventory System (HMIS).

The Richmond Redevelopment & Housing Authority has 3,499 units of public housing, 3,294 units of project-based vouchers, and 2,697 units of tenant-based vouchers. The public housing occupancy rate is 86% and the project-based utilization rate is 88%.

## HOME-ARP Funding

	Funding Amount	Percent of the Grant	Statutory Limit
Supportive Services	\$ 0.00		
Acquisition and Development of Non-Congregate Shelters	\$ 0.00		
Tenant Based Rental Assistance (TBRA)	\$ 0.00		
Development of Affordable Rental Housing	\$ 4,964,726.90		
Non-Profit Operating	\$ 0.00	0%	5%
Non-Profit Capacity Building	\$ 0.00	0%	5%
Administration and Planning	\$ 876,128.10	15%	15%
<b>Total HOME ARP Allocation:</b>	<b>\$ 5,840,854.00</b>	<b>-</b>	<b>-</b>

The City will allocated 85% of the HOME-ARP funds for the Development of Affordable Rental Housing and 15% of the funds for Administration and Planning.

Development of affordable rental housing is for the acquisition, construction, rehabilitation, development costs, relocation, and operating cost assistance/reserves.

Administration and planning will set aside 15% of the allocation to cover the cost to administer the HOME-ARP program by the City of Richmond.

These allocations were derived from the data analysis and the key points that were articulated in the community stakeholders' meetings and interviews. It was overwhelmingly mentioned at the stakeholder meetings and interviews that there is a need for new development and preservation of affordable housing stock in the City or Richmond.

The City is not allocating HOME-ARP funds to Supportive Services, Acquisition and Development of Non-Congregate Shelters, Tenant Based Rental Assistance (TBRA), Non-Profit Operating, and Non-Profit Capacity Building based on the analysis of the needs for the City.



# CITY OF RICHMOND, VIRGINIA

## *PY21/22 Annual Action Plan – Substantial Amendment – HOME-ARP Allocation Plan*

### ***PUBLIC HEARING***

---

**Date:** March 22, 2023

**Time:** 6:00 PM

**Location:** 1500 E. Main Street  
1st Floor of Main Street Station  
Richmond, VA 23219

**Public Comments:**

No one signed up to speak, nor did anyone speak at the public hearing.



---

# Consultation

---

# Calling Persons with Lived Homelessness Experience in Chesterfield, Henrico, or Richmond

## What:

A session to provide feedback on how to spend a new housing resource (HOME-ARP)

## When:

December 6th, 6-8pm

## Where:

101 E Franklin St, Richmond, VA 23219  
Auditorium - Main Library: 6:00pm - 8:00pm  
Tuesday, December 6, 2022.  
Main branch basement level

Or share your  
feedback by  
scanning this code



VIRGINIA  
COMMUNITY  
VOICE



# Llamando a todas las personas sin hogar en Chesterfield, Henrico, or Richmond

## Qué:

Los invitamos a participar en una sesión para dar comentarios sobre la mejor manera de ayudar a personas con necesidades de vivienda con fondos públicos (HOME-ARP)

## Cuando:

December 6th, 6-8pm

## Dónde:

101 E Franklin St, Richmond, VA 23219

Auditorio

Nivel del sótano de la sucursal principal

## También puedes unirte en Zoom:

<https://us02web.zoom.us/j/81609451218>



VIRGINIA  
COMMUNITY  
VOICE





# Eligible Populations

**Individuals or families who meet the criteria for assistance under HOME-ARP**

- **Persons experiencing homelessness:**
  - without a nighttime residence
  - in a place not meant for human habitation
  - staying in a shelter/institution
  - will lose shelter in 14 days
- **At-risk of homelessness:**
  - has income below 30 percent of median income
  - has insufficient resources immediately available to attain housing stability;
  - has moved frequently because of economic reasons
- **Fleeing, or attempting to flee, domestic violence, dating violence, sexual assault, stalking, or human trafficking**
- **Veterans and families that include a veteran family member that meet one of the preceding criteria**



VIRGINIA  
COMMUNITY  
VOICE

# Eligible Activities

Projects or services that can be paid for with HOME-ARP

- Development/rehabilitation of affordable housing:
  - Housing for families whose incomes do not exceed 80 percent of the median family income for the area
- Tenant-Based Rental Assistance (TBRA):
  - Rental subsidies, vouchers, deposits or other rental assistance
- Supportive Services:
  - Examples: Annual assessments, case management, childcare, education services, employment assistance and job training, food, housing counseling/search services, mental/physical health services, utility deposits
- Non-Congregate Shelter Development/Purchase:
  - Which can then be converted to:
    - Emergency Shelter
      - provides private units or rooms as temporary shelter
      - does not require occupants to sign a lease agreement
    - Permanent Supportive Housing
    - Affordable Housing Development



VIRGINIA  
COMMUNITY  
VOICE





## VIRGINIA COMMUNITY VOICE

### Homeless Service Providers & Community Partners Listening Sessions + Qualified Population Survey Report

#### Focus Groups:

VACV held two focus groups on December 1, 2022, one for Homeless Service Providers and one for Community Partners. **Appendix A** provides two code charts showing counts for the amount of times focus group participants named each greatest need and biggest impact item. Personally, I see these categories as two sides of the same coin, with addressing the great needs making the largest impact. Nonetheless, they are separated out by Biggest Impact and Greatest Need, and by how many times they were mentioned by Service Providers, Community Partners, and the Qualified Population.

Major themes from both focus groups include:

- There is not enough **(deeply) affordable housing** in the region, especially rental housing, housing for families, and places for seniors. VACV considered “deeply” affordable housing 50% or below AMI, or housing that matches the average income levels for communities around Richmond, Chesterfield, and Henrico. For example, affordable housing for Southside Richmond residents would be around \$916/month or \$11,000/year (2020 Five-Year ACS).
- Service Providers and Community Partners found **flexible funding** extremely helpful. Flexible funding was used to assist with rental applications, security deposits, first/last month rent, transportation, food, or for those who did not qualify for vouchers. Flexible funding should be low-barrier with few prerequisites for accessing the funding.
- There is a need for more **permanent supportive housing** (PSH) in the region. There is also a need for “tiered” supportive housing that allows folks who are ready to move on from PSH to still have some sort of subsidized housing available to them.
- Both Homeless Service Providers and Community Partners felt that **supportive services** would help impact homelessness. There also needs to be more accessible facilities for folks who need housing services, e.g. walk-in services, a “one-stop-shop” with housing information, case management, and social, medical, and mental health services all in one place.
- **Case management** and navigators would be helpful for those who are unhoused or are on the brink of homelessness. Many different things impact an individual's ability

to work through / navigate complex systems, including but not limited to mental load, mental or physical disability, trauma, "learned helplessness," and time.

- **Intersectional identities** that were mentioned most included elderly and disabled; single mothers; formerly incarcerated + mental or physical disability ([66% of incarcerated people in state and federal prisons in 2016 had a mental and/or physical disability](#)); and Black + any of the other previously mentioned identities. In the community partners listening session we heard that **discrimination** goes beyond "just race" and that it's difficult for voucher holders in general to find affordable housing, especially as property managers and landlords find creative but legal ways to discriminate against potential tenants.
- There is high **staff** turnover among homeless service providers and community partners because of burnout and low pay. Increasing frontline staff's salaries, having more training, hiring more people, and having more support could help mitigate high turnovers. Also, having resources available (actual housing stock) to be able to help the qualified population when they are in crisis so staff can say yes instead of no.
- **Our current system is "reactive" and not preventative.** This means it reacts to urgent issues like a family within three days of losing their housing. Community Partners shared that these past few years have seen a huge increase in the amount of money people owe landlords and utilities, often more than \$5,000. There needs to be systems in place to help individuals before it gets to that point; we need more holistic approaches to the housing crisis.

## Service Provider Focus Group

This section of the report covers what eligible activities service providers think will make the biggest impact, and also touches on the many needs identified by service providers participating in this focus group.

Service providers named **building / rehabbing affordable housing**, affordable units, affordable rental units, and affordable family housing as both the **biggest need and the eligible activity that will most impact folks** experiencing homelessness. Furthermore, participants shared that even when there are units available, not everyone will accept housing vouchers, or the vouchers, even at 130% of AMI, do not cover rental units. For example, participants shared:

- I can't stress enough the need for additional housing stocks, especially that with minimal barriers for rental
- I strongly agree that there are not enough affordable rental units available, especially 2+ bedrooms for families
- I agree, family units especially are impossible to find, the last availability I remember in the Richmond area was about 2 years ago

- I strongly agree with affordable housing, 130% of AMR have vouchers that ppl are struggling to use because there is nothing available, at this point they have the vouchers but don't have the rental units

Participants next named **flexible funding** as an eligible activity that has the potential to be very impactful for the qualified population. Service providers shared that flexible funding has allowed them to pay for security deposits, hotel stays, transportation, utility payments, childcare, paying to take a GED test, paying for an ID/SS card replacement, and being able to use the money to best support individuals where they are at. Participants also shared that this flexible funding has also been used for those who do not qualify for vouchers, PSH, or rapid rehousing, and that it can be used to prevent evictions. Flexible funding allows service providers to be client-centered, and allows for the client to share what they most need assistance with and then get that need met. They shared:

- The funds can be used for anything from security deposits to utility cut-on, to passing a GED test
- Vouchers paired with flexible funding has been phenomenal... they have the ability to pay for deposits, [and are secure for] one or two months while they get up on their feet and get what they need
- It's individual plans, being able to actually utilize the funding individualized, whatever that may look like, whether that is just paying for childcare, getting that person in housing, or providing transportation.
- Flexible funding allows us to put the power back into those who know best

Service Providers also shared that **supportive services** are a need and would be helpful for long-term homelessness reduction, and named services such as case management, financial literacy, and counseling supports as examples. Participants also shared that having multiple types of services located in one spot would help our unhoused neighbors so they do not have to go to multiple locations, especially when transportation and/or time is limited. Participants also suggested having mobile supportive services and/or pop ups that go out into the community to meet people where they physically are located, removing transportation as a barrier. Participants shared:

- Co-locating services and linking services makes so much sense! For example, I love Daily Planet's mobile medical unit -- that filled a real gap in our network.
- One of the things we learned in serving the population we serve is that when you put time restrictions when they can / can't show up, so you have to show up on a certain day it makes it really difficult to attain the outcome you want. So we have had success with a walk-in facility (from Daily Planet).
- A best practice would to truly be a "one-stop-shop" where clients could get linked to housing, case management, social services, and where agencies can work together to provide those services starting at intake to stop the fragmentation of social service delivery
- Having more walk-in supportive services (because some people will never be able to keep an appointment)

- Long-term and personalized case management to deal with all the mentioned barriers is also needed.
- A lot of people lost their opportunity because they didn't have that person to assist with housing services, search, just regular housing choice vouchers, not being able to advocate for themselves and advocate for additional time. Voucher-specific case management.

Participants also shared that additional **Permanent Supportive Housing** would positively impact those experiencing chronic homelessness and free up capacity in other parts of the system. Many participants view PSH as a “huge priority” that would “enable long-term change.” Folks also shared that any new permanent supportive housing programs should include supportive services that are customized to meet individual needs.

- What excites me most about the ARP is the possibility of adding new permanent supportive housing units. It's just so unusual to have funding that could help us expedite building new units.
- I just want to really underscore that we don't have enough permanent supportive housing.

Participants also shared their ideas about **permanent supportive housing** that has tiers or gradients. The idea is that folks who are ready to move on from permanent supportive housing are able to, but they still have stable housing that is long-term and permanent, but without all of the services. They shared:

- There could be a move up strategy built right into it where you start in permanent form of housing, but if you are then able to move through that there is actually another piece of the building where you can move into sort of a subsidized financial model, but you don't need the supportive services right then.

Service providers shared that **rental assistance** has been helpful for individuals, but that in general it is not accessible. Providers share that they “often rely on calling churches and other nonprofits,” but that when they were able to use rental assistance it kept people stably housed. For example, one participant shared, “increased funding from the CARES Act during the pandemic worked, but now it's gone.”

Participants shared that **vouchers** have not had the impact they hoped for because even with vouchers, property managers and landlords will refuse to accept voucher-holders as tenants. They do this through legal but discriminatory practices, elaborated on in the community partners section below. This was also echoed in the qualified population survey, with one respondent sharing, “The vouchers don't work nowhere because all these landlords are greedy and up the prices.”

Service providers shared that **staffing and staff capacity** is a need. One person shared, “I don't know how this funding would help, but I feel it's important to mention is the tremendous challenges we've had across the board with keeping, maintaining and not losing staff.” Participants shared that staff pay is only one of the problems, and that staff are

burnt out by the amount of work and the emotional labor of working with people in crisis. Having to say “no” to people in crisis when there are no available resources is extremely difficult for them. This was echoed in the qualified population survey, with one respondent sharing, “The case managers all look tired as hell and like they are always stressed.”

VACV and CSH asked explicitly about **intersectional identities** and how these identities impact housing. Mentioned most often in this section were individuals with disabilities (cognitive and physical), individuals with disabilities that receive SSDI, individuals with mental illness, elderly (adults over aged 60) + disabled, African Americans, and single mothers (who need a job and childcare and cannot escape the circular nature of needing both at the same time and qualifying for neither for lack of the other).

In addition to those already mentioned, service providers also identified the following **barriers** for folks experiencing homelessness:

- Some services are linked to Medicaid, which excludes people who are uninsured or do not qualify for Medicaid
- Tenancy support (housing support) is not billable to Medicaid even though this was supposed to change
- Limited or expensive transportation services impedes getting to and keeping higher paying jobs
- Not everyone has access to, knows how to use, or can easily access email or phones

## Community Partners Focus Group

This section of the report covers what eligible activities community partners think will make the biggest impact, and also touches on needs identified by partners participating in this focus group. One difference with the community partners focus group is that they did not really talk about permanent supportive housing but did highlight the need for and importance of supportive services.

Like service providers, Community Partners said that **building additional / rehabbing affordable housing units**, including rental and family units, would make the biggest impact for our unhoused neighbors. Additional housing units also need to be *deeply* affordable so that low and extremely low income families and individuals can afford them. Participants also recognized that building and rehabbing these units would not be an immediate solution to address homelessness now, but a long-term solution for the future. They shared:

- At the root of all of this is...we don't have enough housing supply for people. Even if they have a security deposit, they have nowhere to go.
- I can speak from the development side (VSH), this is money that would be very useful. By the time we've funded a full development, I'm probably cobbling 20-25 different sources of funding. Anything helps, especially if you can get larger chunks of funding.
- A large group of our clients are not able to find housing because resources aren't available to them as far as actual housing.

- There is not enough affordable housing stock to line up with the pay that people are earning in our area.

Community Partners also shared they believed **supportive services** would be impactful for our unhoused neighbors. Participants shared the need for people to know their rights, learn how to advocate for themselves, learn financial literacy, and even learn things like home maintenance. Responses about supportive services tended to overlap with other eligible activities, such as flexible funding, vouchers, and affordable units. In other words, supportive services are most helpful when combined with other eligible activities. For example, participants shared:

- We can help those who bear the brunt of discrimination by getting them a little more time through supportive services, and it's not just money that we give people but our time and devoted attention. We can't treat them like hot potatoes, having a 20 minute conversation with one case manager and then another counselor at another org.
- It's not just building affordable units but having supportive services integrated into it, it cannot be one or the other.
- What I don't necessarily see is some level of supportive services for people who would get them because many of our homeless folks deal with a lot of issues, they have no credit history or they have a credit blemish, or there may be issues of criminal background for them. They need to know their rights and responsibilities.

Community Partners also highlighted the benefit of and need for **flexible funding**. During the listening session, community partners shared that many of their clients need assistance with transportation costs, utility bills, phone bills, medication, and other housing adjacent needs. HOME of VA shared that prior to the pandemic, individuals who were going through the Eviction Diversion Program owed between \$400-\$1,000 on rent. During the pandemic, the amount owed increased to between \$1,000-\$5,000. Others shared that their clients owe even more, between \$6,000 and \$8,000 before going to court. Like Service Providers, Community Partner participants also shared that flexible funding paired with other eligible activities, like vouchers and permanent supportive housing, tends to work best for folks experiencing homelessness.

- [People experiencing homelessness] can get vouchers, but it helps to have deposits with it
- Right now a lot of what we are doing with our private funding is helping with security deposits, getting people into places. And right now with security deposits being the full first month's rent plus two months security, that's essentially three months worth of rent that somebody has to come up with upfront.
- Many people have judgments but there aren't a ton of funds that are flexible enough to cover those arrears from past residences.

Community Partners shared that increasing **staffing** would help increase their capacity to assist our neighbors in crisis. Participants shared community needs are high, and there are not enough workers to give the proper attention to folks that need it. Many people shared they are operating in "crisis mode" themselves, and that there is not enough time to work



towards needed systemic change. Participants also shared that working with many people in crisis and being unable to help in the ways that those folks need takes a toll on workers' mental health, leading to burnout and frustration. They shared:

- I think we need to dedicate more presence, time, and attention and not to be cheesy, but love. They need more loving attention. A lot of these people have experiences that wear them down and make them think that there's no hope out there. And they need someone who can stay by their side and not drop them because their caseload is too big and they have to help other people.
- [Community partners] sit in the same rooms thinking of all these ideas, we meet, we get inspired, but we really don't have the capacity to see them through.
- I think it all comes down to capacity, I think everyone who's here and their coworkers, their hearts are in the right place and they want to do this, but it's really capacity.
- The pace of the needs that are coming in is overwhelming almost for all of us and to be able to [give the time and attention to people] that we would love to do, we are not able to do that right now. That's a capacity issue. We are operating in crisis mode too, to meet the needs of individuals in crisis.

Community Partners also shared that **rental assistance programs** helped clients, especially during the first two years of the pandemic. HOME of VA, who ran the Rent Relief Program, was able to assist many people who were behind on rent and keep them stably housed. It should be noted that in addition to providing rent assistance HOME of VA also provided counseling services, employment assistance, and financial literacy classes to their clients who went through the Rent Relief Program. In other words, this program tied with other services helped, and continues to ensure that, clients remain stably housed. As noted above, however, today many individuals owe too much in arrears for the rental assistance program to be effective, and the program has ended.

- Clients are owing six, seven, \$8,000 before going to court and have an eviction date tomorrow, with that large of an amount. And even when I can coordinate with other organizations like HOME and other smaller entities who have their own source of funding, all of these organizations are being tapped out to max capacity. I've been doing this work since 2014 and this is the worst I have seen it.

While not really talked about in the Homeless Service Providers focus group, **shelter** was brought up repeatedly in the Community Partners focus group, and was mentioned significantly more by the Qualified Population in the long form response in their survey. Community Partners specifically mentioned that the city was supposed to have additional year-long inclement weather shelters, but these have not yet opened. Community partners shared:

- We need more capacity at the lower end of the continuum for housing stability so that everyone, those with the largest barriers, can get to the point where they can participate in the rental market. I wish there was more shelter capacity and that those shelters had flexible rules to extend people's stay.

- The year-round inclement weather shelter would have acted as a one-stop-shop, walk-in center for homeless individuals in Richmond. It was a huge disappointment [that it didn't open]. I think it could be a foundational piece of infrastructure.

## Barriers to Resources

Both focus groups provided examples of barriers to resources faced by both our unhoused neighbors and that they face as providers/partners. Many times the barriers named for unhoused individuals also tied in with intersectional identities. For example, service providers shared that some services for individuals, such as case management and behavioral health services, are only available to those on Medicaid. This means that individuals who are undocumented, for example, may not be able to get services they need, or folks who do not qualify for Medicaid but still need assistance will not receive it through that program. Others shared that there are technological barriers (e.g. phone and email) for low-income folks who may not be able to afford, who are elderly, or who have trouble with technology.

Participants brought up that individuals with disabilities and those on SSDI often have a lot of difficulty finding affordable housing that meets their needs. The participant from the Housing Resource Line shared, "Seniors who are living with disabilities, receiving SSDI, we see a lot of \$763 a month. That is a huge, huge barrier because they're unable to work, may not have been able to work previously, so they're not earning retirement, they're just receiving SSDI. They are unable to qualify for rentals and the subsidized housing wait lists are extremely long."

Time and mental load capacity are also barriers for many individuals experiencing homelessness. For example, one participant shared, "The reality is that people don't have the time or the mental health strengths to access [services] because they are in survivor mode. They must choose between going to the ministry to get food for today, or going to legal aid, because there are specific ministries in Richmond that have specific hours. So you have tough choices to make."

Others shared that there are language and cultural barriers for immigrants and refugees. Individuals who work with the immigrant community specifically shared that abuse by landlords often occurs because tenants who may not speak the language or who are undocumented are afraid to go to the authorities for help, and often do not know which resources are out there to assist them. They shared, "[immigrants] are in a state of desperation and they are willing to accept anything without contracts, without documentation." Another person shared, "Homeless people are not going to go to legal aid to make an announcement that somebody abused them because, unfortunately, they are used to it."

Formerly incarcerated individuals also face extreme difficulties when finding housing as a returning citizen. OAR of Richmond shared that it takes longer for folks with felony

convictions to find work and also find a landlord willing to rent from them. There are also external requirements like being a certain distance from schools and other places close to children that complicate their ability to find housing. To complicate matters, the region's shelters are often full, and shelters are generally the only place formerly incarcerated individuals can access housing upon their reentry.

Conversation participants consistently named discrimination as a barrier for folks to find housing. Even though discrimination is illegal, landlords and property managers are finding creative, legal ways to ensure low-income individuals are unable to rent from them. First, many places refuse to accept vouchers or rent relief because of preconceived ideas about the "type of person" that needs vouchers. One participant shared, "There's going to be a negative perception that the individual may tear up their property. That's a false perception... People will apply passive policies to weed out people for housing." An example provided by one participant is that property managers and landlords are now requiring a credit score of 700 to rent from them, which is more than is required for buying a house. Others shared that landlords are refusing to accept rental relief payments or refusing to fill out the paperwork. This compounds when voucher-holders also have children, even though refusing to rent to families with children is illegal. Recently, HOME of VA reached a \$67K settlement for a client who faced housing discrimination on the basis of having children. Another participant shared that housing providers are decreasing the length of leases to avoid renting to voucher participants.

Other barriers mentioned include childcare, job requirements, transportation, and the intersection of these barriers, and those previously expanded upon.

## Intersectional Identities

Facilitators asked participants which intersectional identities had the most barriers to resources and difficulty finding housing. Participants named the following:

- Formerly incarcerated individuals, with
  - Physical disabilities
  - Mental health challenges
- Elderly individuals, with
  - Medically fragile
  - Disabled
  - Low-income
- Single mothers, with
  - Low-income
  - Who need childcare
  - Black or African American
- Immigrants, refugees, with
  - No credit history
  - No rental history
- Disabled (physical and mental) individuals, with

- Low-income
- Complex medical needs
- Black or African American (over-represented in general in homelessness)

## Qualified Population Survey

Fourteen individuals from the qualified population participated in the CSH survey (n=14). Participants ranged in age from 18 to over 65, with the age groups 26-35 (n=4) and 46-55 (n=4) having the highest representation, both at 29%. Most respondents had a previous address in Richmond (57%, n=8), followed by Henrico (29%, n=4), and Chesterfield (14%, n=2).

When asked to rank which eligible activities were needed most, with 5 being the most needed and 1 being least needed, the response that received the most "5" responses was **building shelter**, followed by building long-term affordable housing, then services, and finally vouchers. See Table 1 for the percentages for each response opinion. See **Appendix B** for the breakdown of responses by age group and by previous address.

Table 1: Percentage of Ranked Responses for Each Eligible Activity				
	Building Shelters	Build Long-Term Affordable Housing	Services	Vouchers
5	79%	64%	57%	14%
4	-	14%	14%	-
3	7%	21%	7%	21%
2	-	-	7%	7%
1	14%	-	14%	57%
Responses: n=14, 1=lowest need, 5=highest need				

Respondents from the 18-25, 46-55, 56-66, and 65+ age groups felt shelters and building long-term affordable housing were the most important activities for meeting needs and reducing homelessness. Respondents from the 26-35 age group felt shelters and services were the most important activities for meeting needs and reducing homelessness. None of the age groups felt particularly strongly about vouchers. This is not unexpected; both focus groups and the qualified population in the short answer portion shared that even with vouchers individuals are unable to find affordable housing.

While needs mostly held similar between age groups, when breaking down the responses by location some differences emerged. Respondents whose previous address was in Chesterfield felt that services were most needed (100%), followed by building shelter (50%). Henrico and Richmonders felt that building shelter and building long-term affordable housing were most important to combat being unhoused. Again, vouchers were least seen as being helpful for individuals experiencing homelessness. One person shared about

vouchers: "The vouchers don't work anywhere because all these landlords are greedy and up the prices. And if I'm being completely honest, most of the white people working in this kinda stuff don't like Black people, and it seems to me like they want us to fail anyway, so what's the point?" This statement also ties into what service providers and community partners shared earlier about barriers to accessing housing using vouchers and the burnout felt by providers and partners.

The qualified population's short and long-form answers were insightful about needs and barriers. When asked which of the previous eligible activities would be most helpful, 11 respondents replied with **shelter**. It is evident that these respondents feel like an immediate need for shelter and safety is not being met by the resources that are currently available in Richmond and the surrounding counties. A particular concern for women who need to access shelters is safety, while those with children are concerned about being split up. In one of the focus groups, a participant expressed that there are many compassionate people that run and work in the shelters. Yet this is not always felt by the end users, with one person sharing, "The shelter has straight up cops running it so it may as well be prison.". They also shared:

- Richmond needs more shelter because there are good people dying because they have nowhere to go. I feel like crap laying in a cot knowing there are 15 better men dying out there tonight.
- We need more accessible shelters for people who don't have social support.
- The counselors need more resources and women need better access to shelter
- The two combined shelters only hold 100 people and they separate families

The next most referenced eligible activity was **building long-term affordable housing**, naming this 5 times. Many lamented the accessibility and safety of affordable housing, saying it was hard to find and can be dangerous to live in. This echoes what we heard in the focus groups and the data from CSH's affordable housing analysis. There is not enough affordable housing, and those with vacant apartments often make it too difficult to access them by not accepting vouchers or other forms of rent support. Folks shared:

- The affordable housing that is here is dangerous and falling apart. If they are going to build more, they should also fix what is there. People deserve to live in healthy neighborhoods, not just shoved in any industrial area because they are poor.
- Getting housing outside of shelter is hard.

Respondents also had a lot to share about **services**, mentioned 4 times. Many felt services were difficult to navigate, can be inaccessible, and that they do not feel cared about by their case managers or service providers. In the focus groups, we heard from service providers and community partners that they often lack the staffing capacity to give time and attention to individuals experiencing homelessness. Burnout can lead to compassion fatigue, which leads to service users feeling short changed and hurt.

- The services available are hard to get to and take a long time to make a difference. Sometimes my case manager changes before I meet any goals and I have to start all over when they get a new person. I think that's a big reason why I am in this situation

because I can't get any consistent help and I spend my whole day riding around this place looking for better help.

- There are too many steps and people to talk to and this and that to do. People are trying, but they ain't getting nowhere because it's just too much when you're just trying to hold it together anyway.
- The resources are not readily available and difficult to navigate. The resources in this area further harm vulnerable people.
- Most people just need a little help to get on their feet, but they can't because they lose their shelter. If I'm out looking for a job and trying to get services then I could lose my shelter if I'm not in this line by 3:30 or 4. Why can't the services come to us? We're already here. Why do they have to always put the burden on us.

### **Survey Questions:**

1. Rate the following Eligible Activities in order of need, 1=lowest need, 5=highest need
  - a. Building long-term affordable housing
  - b. Vouchers
  - c. Services for housing
  - d. Building shelter
2. Which of the above do you think will make the most difference for you and others experiencing homelessness?
3. Is there anything else you would like us to know about housing in the region?

### **Other Considerations**

- Not a lot of formal data is available for the Hispanic population. Increased engagement is needed for immigrant communities.
- Centralized database where providers and community partners can go to find available affordable housing rental units
- Centralized system for citizens to know what all the requirements are, and being able to keep their information in one location
- Rent Control
- Incentivizing landlords to accept vouchers, supporting landlords who accept vouchers, Incentivizing landlords on board with having ELI renters, application fee funds to incentivize landlords
- Accessory Dwelling Units (ADUs)
- Graduated permanent supportive housing
- Guaranteed Income
- Public/private partnerships for medical and mental health services

## Appendix A: Code Count Charts

Code count charts count how many times each eligible activity term was mentioned in the chats or transcript, but does not account for the amount of time or depth of conversation about these activities. These counts were a way to begin to rank which eligible activity was mentioned most during the conversations, and a way to organize the report. For example, supportive services was talked about a lot as making a big impact, but was not named as a greatest need. This could be because supportive services are available and working, or it could be that we started the conversation about supportive services but the term "supportive services" was not said repeatedly during that portion of the conversation. In other words, there are limitations to the counting method.

<b>Which Eligible Activity Would Make the Biggest Impact</b>					
Topic	Service Providers	Community Partners	Qualified Population	Total	Notes
Additional Affordable units	6	8	5	19	
Flexible Funding	9	5	-	14	
Supportive Services	8	6	5	19	
Permanent Supportive Housing	6	-	-	6	
Rental Assistance	4	2	-	6	
Vouchers	-	1	1	2	
Shelter	-	1	11	12	
Qualified population n=14, results taken from QP survey					

<b>What is the Greatest Need?</b>				
Activity	Service Providers	Comm Partners	Total	Notes
Affordable Housing	13	4	17	Includes the terms "housing" and "rental units"
Flexible Funds	7	3	10	
Staffing	3	6	9	
Case Management	6	1	7	
Permanent Supportive Housing	6	0	6	
Shelter	2	3	5	
Vouchers	3	0	3	
Rental Assistance	1	1	2	
Supportive services	2	0	2	

## Appendix B: Qualified Population Charts

Building Long-Term Affordable Housing by Age Group					
	18-15	26-35	46-55	56-66	65+
5	67%	25%	75%	100%	100%
4	-	25%	25%		
3	33%	50%	-	-	-
2	-	-	-	-	-
1	-	-	-	-	-
Responses: n=14, 1=lowest need, 5=highest need, Ages 18-25 n=3; Ages 26-35 n=4; Ages 46-55 n=4; Ages 56-65 n=2; Ages 65+ n=1					

Services by Age Group					
	18-15	26-35	46-55	56-66	65+
5	33%	75%	50%	50%	100%
4	67%	-	-	-	
3	-	-	25%	-	
2	-	-	25%	-	
1	-	25%	-	50%	
Responses: n=14, 1=lowest need, 5=highest need, Ages 18-25 n=3; Ages 26-35 n=4; Ages 46-55 n=4; Ages 56-65 n=2; Ages 65+ n=1					

Building Shelter by Age Group					
	18-15	26-35	46-55	56-66	65+
5	67%	75%	100%	100%	100%
4	-	-	-	-	-
3	33%	-	-	-	-
2	-	-	-	-	-
1	-	25%	-	-	-
Responses: n=14, 1=lowest need, 5=highest need, Ages 18-25 n=3; Ages 26-35 n=4; Ages 46-55 n=4; Ages 56-65 n=2; Ages 65+ n=1					

Vouchers by Age Group					
	18-15	26-35	46-55	56-66	65+
5	33%	-	25%	-	-
4	-	-	-	-	-
3	33%	-	50%	-	-
2	-	25%	-	-	-
1	33%	75%	25%	100%	100%
Responses: n=14, 1=lowest need, 5=highest need, Ages 18-25 n=3; Ages 26-35 n=4; Ages 46-55 n=4; Ages 56-65 n=2; Ages 65+ n=1					



<b>Build Long-Term Affordable Housing by Previous Address</b>			
	Chesterfield	Henrico	Richmond
5	-	75%	75%
4	50%	-	13%
3	50%	25%	13%
2	-	-	-
1	-	-	-

Responses: n=14, 1=lowest need, 5=highest need; Chesterfield n=2; Henrico n=4, Richmond n=8

<b>Services by Previous Address</b>			
	Chesterfield	Henrico	Richmond
5	100%	25%	63%
4	-	-	25%
3	-	25%	-
2	-	25%	-
1	-	25%	12%

Responses: n=14, 1=lowest need, 5=highest need; Chesterfield n=2; Henrico n=4, Richmond n=8

<b>Building Shelter by Previous Address</b>			
	Chesterfield	Henrico	Richmond
5	50%	75%	87%
4	-	-	-
3	-	-	13%
2	-	-	-
1	50%	25%	-

Responses: n=14, 1=lowest need, 5=highest need; Chesterfield n=2; Henrico n=4, Richmond n=8

<b>Vouchers by Previous Address</b>			
	Chesterfield	Henrico	Richmond
5	-	-	25%
4	-	-	-
3	-	25%	25%
2	50%	-	-
1	50%	75%	50%

Responses: n=14, 1=lowest need, 5=highest need; Chesterfield n=2; Henrico n=4, Richmond n=8

# Chesterfield Henrico RVA

**HOME-ARP**  
Allocation Planning Process



**CSH Works to  
Advance Housing  
Solutions That....**



Maximize public resources	
	Build strong, healthy communities
Improve lives of vulnerable people	

## Meet the CSH Team



**Jillian Fox**  
Director, Mid Atlantic

**Liam Hudson**  
Senior Program Manager, Mid Atlantic

**Shiri Yadlin**  
Senior Program Manager, Mid Atlantic



## Acknowledgments



In collaboration with:  
**Homeward VA**  
&  
**Virginia Community Voice**



## Agenda

1. HOME-ARP Overview
2. Needs Assessment
3. HOME-ARP Planning Process and Timeline



## HOME-ARP Overview



# Terms to Know

HOME	The HOME Investment Partnerships Program (HOME) provides grants to states and localities that fund a wide range of activities including building, buying, and/or rehabilitating affordable housing for rent or homeownership or providing direct rental assistance to low-income people.
American Rescue Plan (ARP)	The American Rescue Plan Act is a \$1.9 trillion coronavirus rescue package designed to facilitate the United States' recovery from the devastating economic and health effects of the COVID-19 pandemic.
Qualifying Populations/ (QPs)	Any individual or family who meets the eligibility criteria to receive HOME-ARP assistance or services
Participating Jurisdictions/ (PJs)	States, large cities and urban counties, consortia, Native tribes and territories which served as recipients of HOME-ARP allocations (funding)



## About HOME-ARP

On March 11, 2021, President Biden signed ARP into law, which provided over **\$1.9 trillion** in relief to address the continued impact of the COVID-19 pandemic on the economy, public health, State and local governments, individuals, and businesses.

Congress appropriated **\$5 billion in ARP funds** to be administered through the HOME program to support eligible populations



## About HOME-ARP

- HOME-ARP is a **resource to create affordable housing and services** for people who are experiencing or are at risk of experiencing homelessness
- HOME-ARP is one of two American Rescue Plan programs specifically designed to support homelessness-related solutions
- Stakeholder consultations and public participation are critical components of the HOME ARP planning and scoping process.** Allocation plans will not be accepted if consultations or public participation requirements are bypassed



## HOME-ARP-Eligible Populations

Experiencing Literal Homelessness

At risk of Homelessness

Fleeing, or attempting to flee, domestic violence, dating violence, sexual assault, stalking, or human trafficking-as defined by HUD

Other populations where providing supportive services or assistance would prevent the family's homelessness or would serve those with the greatest risk of housing instability



## HOME-ARP-Eligible Activities



## HOME-ARP Planning Process

Prior to deploying HOME-ARP funds, PJs must:



## HOME-ARP Needs Assessment

To fulfill the requirements of the Needs Assessment PJs must:

Evaluate the size and demographic composition of qualifying populations

Assess the unmet needs of the identified populations

Identify any gaps within its current shelter and housing inventory as well as the service delivery system

Include a narrative description that:

- Identifies the characteristics of housing associated with instability and an increased risk of homelessness;
- Identifies the PJ's priority needs for qualifying populations;
- Explains how the PJ determined the level of need and gaps in its shelter and housing inventory and service delivery systems.



## HOME-ARP Consultation Requirements

During the **planning process**, PJs are required to consult with:

- The CoC;
- Homeless service providers;
- Domestic violence service providers;
- Veterans' groups;
- Public housing agencies (PHAs);
- Public agencies that address the needs of the qualifying populations;
- Public or private organizations that address fair housing, civil rights, and the needs of persons with disabilities



## HOME-ARP Allocation Plans

The HOME-ARP allocation plan must describe how the PJ will use HOME-ARP funds to address the needs of HOME-ARP qualifying populations.



## HOME-ARP Allocation Plans Cont.



An assessment of gaps in housing and shelter inventory, homeless assistance and services, and homelessness prevention service delivery system



A summary of the planned use of HOME-ARP funds for eligible activities based on the unmet needs of the qualifying populations



An estimate of the number of housing units for qualifying populations the PJ will produce or preserve with its HOME-ARP allocation



A description of any preferences for individuals and families in a particular qualifying population or a segment of a qualifying population



## HOME-ARP Public Participation Process

Provide notice and hold a public comment period of no less than 15 days

Hold at least one public hearing during the development of the plan

Share publicly the HOME-ARP amount the PJ will receive and the associated activities



## Needs Assessment & Gap Analysis



## Needs Assessment & Gap Analysis – Key Questions

1. Who is experiencing homelessness or at risk of homelessness in the Chesterfield/Richmond/Henrico?
2. What resources exist to serve this population?
3. What are the unmet needs and gaps in serving this population?



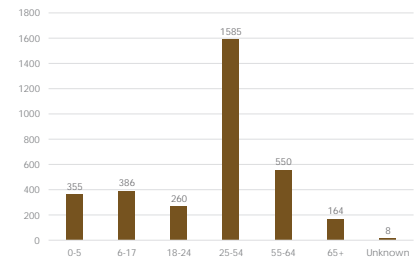
## Who is experiencing homelessness?

Greater Richmond CoC  
(Chesterfield, Richmond, Henrico, Hanover)

Total:  
 • 2,477 Households served in shelters & transitional housing  
 • 3,308 people

By Household Type:  
 • 2,060 Adult Only Households (2,124 people in those households)  
 • 410 Households with Children (1,278 people in those households)

Age of All Persons Experiencing Homelessness

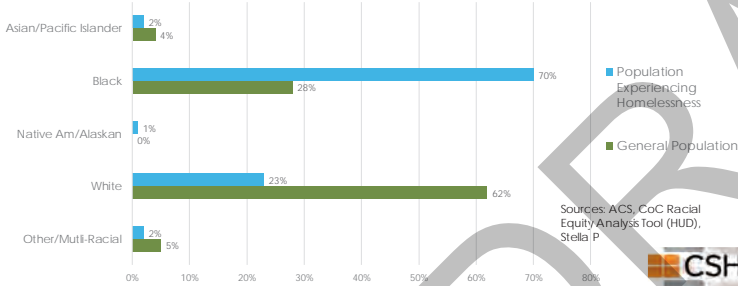


Source: Stella P (HUDX)



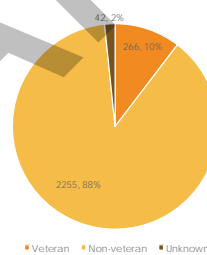
## Who is experiencing homelessness?

Racial Demographics of Population Experiencing Homelessness vs. Racial Demographics of General Population



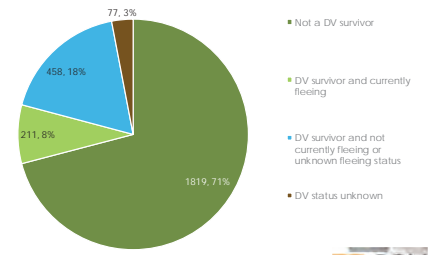
## Who is experiencing homelessness?

Veteran Status of People Experiencing Homelessness



Source: Stella P (HUDX)

Domestic Violence Status of People Experiencing Homelessness



## Who is at risk of homelessness?

	Chesterfield County	Henrico County	Richmond City
Total Renter Households	30,275	47,975	51,805
Renters with at least 1 housing problem	14,135 (47%)	22,120 (46%)	27,060 (52%)
ELI Renter Households (Income <30% AMI)	4,810	9,160	18,355
ELI Renter Households with at least 1 housing problem	4,125 (88%)	7,465 (81%)	13,855 (75%)
VLI Renter Households (Income 30% - 50% AMI)	5,590	8,100	9,305
VLI Renter Households with at least 1 housing problem	4,820 (86%)	7,025 (87%)	3,535 (37%)

Source: CHAS 2015-2019

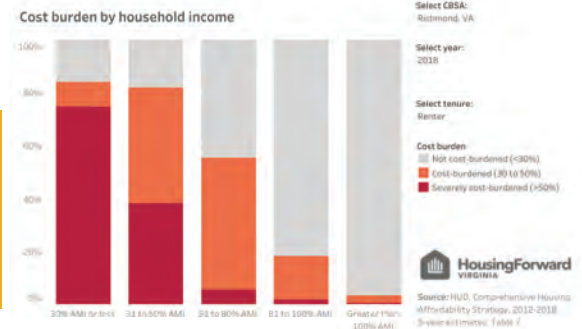


## Who is at risk of homelessness?

### RICHMOND CBSA

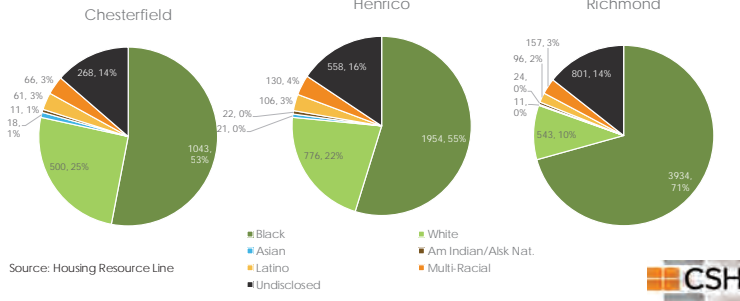
Cost Burden – paying more than 30% of income toward housing costs

Severe Cost Burden – paying more than 50% of income toward housing costs



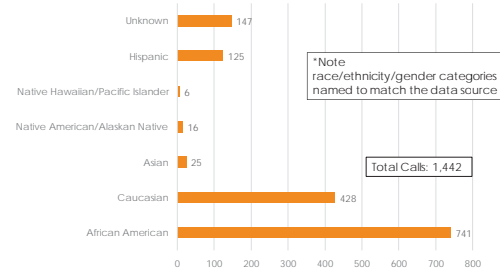
## Who is at risk of homelessness?

Race/Ethnicity of callers to Housing Resource Line

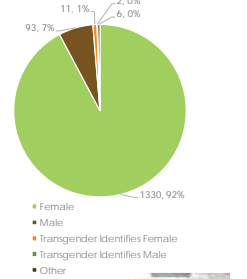


## Who is experiencing/fleeing domestic violence?

Race of Callers to Hotline



Gender of Callers to Hotline

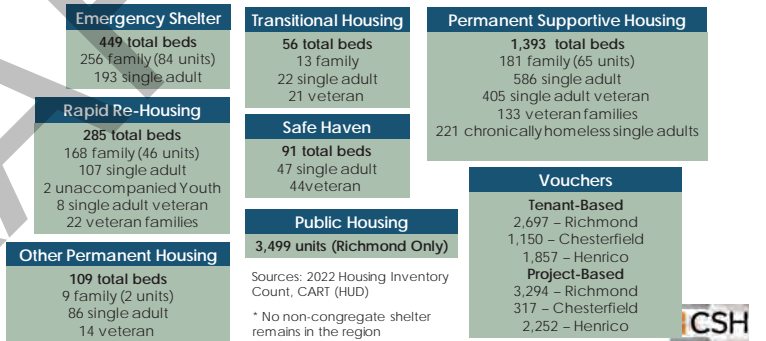


Source: EmpowerNet - calls to Hotline July 2021-June 2022

## Takeaways - who is experiencing/at risk of homelessness?

- Significant racial disparities in population experiencing homelessness
- Adult Only HHs are experiencing homelessness more than HHs with children, and are homeless for longer
- 25% of people experiencing homelessness have some history with domestic violence
- Cost burden and affordability are a challenge across all income bands, especially extremely low-income households
- People experiencing homelessness have median income at 3% AMI
  - Median income for HHs with income is 12% AMI
- Summary: Highest Need QPs are 1 & 2 (people experiencing homelessness and people at risk of homelessness)

## What resources exist to serve these populations?



## What are the gaps & unmet needs?

	# Available Annually	Annual Need	Gap
PSH (Families)	0	85	85
PSH (Individuals)	26	1041	1015
RRH (Families)	24	144	120
RRH (Individuals)	71	1013	932

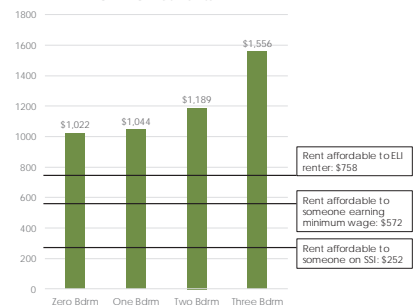
**Permanent Supportive Housing (PSH)** - Deeply affordable housing with voluntary, tenant-centered wrap-around supportive services to end long-term homelessness and help residents use housing as a platform to thrive. This is a permanent housing intervention.

**Rapid Re-Housing (RRH)** - Time limited rental assistance with lighter-touch case management to help stabilize households that have fallen into homelessness

Sources: Stella P, HIC 2022, CSH Modeling Tool

## What are the gaps and unmet needs?

Fair Market Rents



Source: NUHC Gap Report & Out of Reach Report

## What are the gaps and unmet needs?

	Chesterfield Co.	Henrico Co.	Richmond City
ELI Renters	4,810	9,160	18,355
Affordable & Available Homes	2,301	4,003	11,725
<b>GAP</b>	<b>2,509</b>	<b>5,157</b>	<b>6,630</b>

Source: CHAS, PUMS

For every 100 ELI renter HHs, there are

- 48 homes affordable and available in Chesterfield
- 44 homes affordable and available in Henrico
- 64 homes affordable and available in Richmond

Source: NLIHC Gap Report & Out of Reach Report



## Takeaways – Gaps Analysis & Needs Assessment

- High utilization of emergency shelter, longer lengths of stay vs. pre-pandemic periods. Some concern of overwhelmed shelter resources.
- Significant PSH need, more for Adult Only HHs rather than HHs with Children
  - RRH need – depends upon availability of affordable housing units, and there is a significant gap in availability of these units
- Significant need for affordable housing for lowest-income renters and few resources to assist them



## What do you think?

1. How do these data points compare to what you see on the ground? Do these conclusions resonate with you?
2. What other resources do you know of that we didn't include here?
3. What gaps or needs do you see?
4. Which of the eligible activities do you think will make the biggest difference?



## HOME-ARP Planning Timeline

Date	Activity
11/14/2022	Community Webinar 1-2pm
12/1/2022	Listening Session - Homeless Services Providers 12-2pm
12/1/2022	Listening Session - Community Partners 3-5pm
12/6/2022	Listening Session - Persons w/ Lived Experience 6-8pm <i>(HYBRID)</i>
January <small>(date tbd)</small>	Public Hearing
Late January <small>(dates tbd)</small>	Public Comment Period
February <small>(date tbd)</small>	Plan Submission to HUD



## Get Involved!!

Attend a Listening Session:

12/1	Listening Session- Homeless Services Providers 12-2pm
12/1	Listening Session- Community Partners 3-5pm
12/6	Listening Session- Persons in Qualified Population 6-8pm

Submit your suggestions in the HOME-ARP survey by scanning below:



Or by visiting this link:

<https://forms.office.com/r/ZvEhPODDkR>



# THANK YOU!



stay connected



[csh.org](http://csh.org)



## HOME-ARP Stakeholder Consultation:

- **Continuum of Care(s)**
  - Homeward
  
- **Homeless service providers**
  - Housing Families First
  - Saint Joseph's Villa
  - Commonwealth Catholic Charities – specifically related to unsheltered outreach
  - CARITAS
  - HomeAgain
  - Salvation Army
  - ACTS
  - Daily Planet
  - Diversity Richmond
  - James House
  
- **Domestic Violence Service Providers**
  - Hanover Safe Place - Sheree Hedrick <vpmhsp@gmail.com>; Sorin Holland <programs@hanoversafeplace.com
  - Latinos in Virginia [VICTIM/SURVIVOR ADVOCACY PROGRAM | Live Center \(latinosenvirginia.org\)](#)
  - EmpowerNet: 24/7 hotline, Mica Morgan [mmorgan@empowernetva.org](mailto:mmorgan@empowernetva.org) (CoC Board Member)
  - Carol Adams [Carol Adams – Start By Believing](#)
  - Tribe Circle [Protecting Women & Children - The Tribe Circle](#)
  - VCU Hospital program [Project Empower | Injury & Violence Prevention Program | VCU Health](#)
  - Safe Harbor - Henrico
  - Virginia Sexual and Domestic Violence Action Alliance
  - YWCA
  
- **Veterans' groups**
  - Veterans Outreach
  - DLW Veterans Outreach and Training Center
  - Vietnam Veterans of America
  - Moments of Hope
  - HandUp Community Resource Center
  
- **Public Housing Agencies (including statewide or regional PHAs)**
  - Richmond Redevelopment and Housing Authority
  - Virginia Housing Development Authority
  
- **Public agencies that address the needs of the qualifying populations**
  - Chesterfield County Public Schools
    - Office of Family and Community Engagement - Lisa Simes, McKinney-Vento Support Specialist, 804-639-8713



- Communities in Schools of Chesterfield ( – Ashley Hall – Executive Director - [ashleyw\\_hall@ccpsnet.net](mailto:ashleyw_hall@ccpsnet.net) – 804-717-9305
  - Chesterfield Domestic Task Force
    - <https://www.chesterfield.gov/228/Domestic-Violence-Task-Force>
  - Chesterfield Social Services
    - Kiva Rogers: Department Director, [RogersK@Chesterfield.gov](mailto:RogersK@Chesterfield.gov), 804-751-4391
    - Housing Vouchers: Eugene Walton: [WaltonE@chesterfield.gov](mailto:WaltonE@chesterfield.gov)
    - Area Resource Team: Elizabeth Spurill – Family Services Specialist: [Spruille@chesterfield.gov](mailto:Spruille@chesterfield.gov)
  - Chesterfield Citizen Information and Resources
    - Emily Ashley: [AshleyE@chesterfield.gov](mailto:AshleyE@chesterfield.gov)
    - Norman Johnson: [JohnsonNo@chesterfield.gov](mailto:JohnsonNo@chesterfield.gov)
  - Chesterfield Mental Health Support Services
    - Kelly Fried – Director – [FriedK@chesterfield.gov](mailto:FriedK@chesterfield.gov)
    - Karen Bowker: [bowkerk@chesterfield.gov](mailto:bowkerk@chesterfield.gov)
    - Adam Seehaver: [seehaverA@chesterfield.gov](mailto:seehaverA@chesterfield.gov)
  - Chesterfield Community Engagement police officers
    - Officer Tim Morton: [MortonT@chesterfield.gov](mailto:MortonT@chesterfield.gov)
  - VA Department of Housing and Community Development
  - VA Department of Aging and Rehabilitative Services
- **Private/public organizations that address fair housing, civil rights, and the needs of persons with disabilities**
  - HOME (fair housing; eviction prevention): Monica Jefferson [MJefferson@homeofva.org](mailto:MJefferson@homeofva.org)
  - Housing Resource Line: Leslie Beard [lbeard@pharva.com](mailto:lbeard@pharva.com)
    - [Pharva.com/housing-hotline](http://Pharva.com/housing-hotline)
  - Homeless Connection Line (804-972-0813) -- partners with ACTS, HomeAgain, Homeward, Housing Families First, Senior Connections
  - Central Virginia Legal Aid Society
  - Southside Community Development and Housing Corporation
  - Virginia Supportive Housing
  - Virginia Poverty Law Center
  - Better Housing Coalition
  - Disability services: Gerry O’Neill, [oneillg@ril-va.org](mailto:oneillg@ril-va.org) (from Kelly)
  - Senior Connections: we work closely with Matt Jones [mgjones@youraaa.org](mailto:mgjones@youraaa.org) (from Kelly)
  - 
  - VA Department of Housing and Community Development
  - VA Department for Aging and Rehabilitative Services
  - VA Board for People with Disabilities
  - VA Fair Housing Office
  - SAMHSA



*Together, we can end homelessness*

### **Homeward: 2022 Gaps Analysis**

Along with the rest of the country, the Greater Richmond Continuum of Care (GRCoC) is situated in a time of potential evictions, rising rents, inflation, low rental market vacancy rates, and a decrease in affordable housing. It has also been suggested that the release of inmates from Virginia prisons could create an influx of people needing housing in the Richmond area. Recent news reports highlight the difficulties faced by residents of the Greater Richmond area:

- Virginia's pandemic-related eviction protections will expire at the end of June (<https://www.nbc12.com/2022/04/06/eviction-tsunami-housing-advocates-fear-eviction-surge-after-va-pandemic-protections-end-june-30/>).
- Rental rates are up 21% in the Richmond metro area (<https://www.nbc12.com/2022/03/10/whats-behind-rapid-rise-rent-richmond/>).
- Inflation is at a 40 year high (<https://www.washingtonpost.com/business/2022/05/11/april-cpi-federal-reserve/>).
- The Richmond metro area has the second lowest rental vacancy rate (among large metro areas) in the country, at just 1.1% (<https://iproertymanagement.com/research/rental-vacancy-rate#local-rental-vacancy-rates>).
- Citizens struggle to find affordable housing in such a tight, landlord-friendly market (<https://www.wtvr.com/problem-solvers/this-resource-is-helping-virginians-struggling-with-affordable-housing>).
- The Joint Legislative Audit and Review Commission (JLARC) estimates that the Richmond area needs 35,000 affordable rental units to meet the demands of its residents (<https://www.wtvr.com/news/local-news/study-thousands-of-virginian-families-struggle-with-affordable-housing>).
- The Virginia Department of Corrections has indicated that some inmates are expected to become homeless upon release July 1 (<https://www.wric.com/news/virginia-news/vadoc-expects-immediate-surge-of-inmate-early-releases-under-new-policy/>).

Throughout the pandemic, homeless service providers worked tirelessly to follow health guidelines while maintaining a commitment to addressing the urgent needs of people who had lost their housing. In this past year, almost 6000 people seeking services or encountered on the street were identified through the Homeless Connection Line and coordinated outreach. An infusion of pandemic-related funding allowed for the opening of temporary and non-congregate shelters (i.e., hotel rooms) that enabled providers to serve numbers of people similar to pre-pandemic levels.

How we decide to address the challenge of assisting people on the path from homelessness to permanent housing has implications for both service providers and clients. At the forefront of these conversations must be the topic of affordable housing. As COVID-related resources are ending, the additional beds made available for people experiencing homelessness have closed, and clients are staying in shelters twice as long as they did pre-COVID. We know that permanent housing programs such as rapid rehousing, housing vouchers, and permanent supportive housing effectively end homelessness for clients. Some clients require additional services in order to remain housed; for



example, it may be helpful for clients who receive Emergency Housing Vouchers (EHVs) to have access to assistance with the required annual recertification and other needs.

During client input sessions conducted by Homeward in October 2021, the most common need expressed by clients to end their homelessness was ongoing rental assistance, such as that provided through rapid rehousing, housing vouchers and permanent supportive housing. Housing affordability was identified as the most common barrier to permanent housing, and multiple participants stated that the increase in rents in the region made it unlikely that they could afford housing long-term without rental assistance.

This gaps analysis examines the current structure of the homeless services system within the Greater Richmond Continuum of Care and identifies the needs of people accessing the system. It is based solely on providers that use the Homeward Community Information System (HCIS). It does not include:

- Domestic violence/sexual violence providers, which are prohibited by the Violence Against Women’s Act from participating in a Homeless Management Information System like HCIS.
- A small motel-based emergency shelter program that does not follow community standards or participate in coordinated entry.
- A large number of PSH beds funded through Veterans’ Affairs Supportive Housing (VASH) and the Department of Behavioral Health and Disability Services (DBHDS).

Annual numbers for the period of April 1, 2021 – March 31, 2022, are provided, with an emphasis on:

- The coordinated entry system [CE; including both the Homeless Connection Line (HCL) clients who are literally homeless, along with clients contacted by street outreach (SO) projects]
- The shelter system [including emergency shelter (ES), transitional housing (TH), and Safe Haven (SH) projects]
- Permanent housing options [including rapid rehousing (RRH), Permanent Supportive Housing (PSH), and Other Permanent Housing (OPH)].

When reviewing the statistics provided in this report, please note the primary two periods that are examined. The most recent time period – from April 1, 2021 – March 31, 2022 – is referred to as the “pandemic” year or time period. The second time period – from April 1, 2019 – March 31, 2020 – is referred to as the “pre-pandemic” year or time period and used for comparison with the pandemic year.

Connections to mainstream resources, regional information, older adults, racial equity, and considerations coming out of the pandemic are also described.

### Coordinated entry

Through engagement with clients, the Homeless Connection Line and street outreach providers (collectively referred to as coordinated entry) are able to collect and document information about the

---

*Homeward analyzes and reports system-level data and produces materials for community partners to use in their communications, reporting, presentations, and various needs. Any tables, charts, and infographics produced by Homeward should not be altered to remove sources, notes, and Homeward logos or watermarks. For program-specific data, please contact Homeward with your request.*



client's experience of homelessness, offer mainstream resources, and help connect clients with shelter and permanent housing through a community prioritization process.

Coordinated entry numbers provide a sense of the demand for homeless services. Between April 1, 2021 – March 31, 2022, coordinated entry providers encountered a total of 5965 people, with 2021 people staying in a place not meant for habitation, including 1702 single adults and 317 people in families (approximately 96 households). It is helpful to note that in the pre-pandemic year, 6538 people were encountered by coordinated entry providers, with 1940 people staying in a place not meant for habitation, including 1564 single adults and 375 people in families (approximately 110 households).

In the midst of a national/local housing crisis, there doesn't appear to be dramatically greater demand for services. In fact, there was an 8.8% decrease in the number of people who had contact with the coordinated entry system.

### The shelter system

During the pandemic year, shelter providers served 2993 people, including 1872 single adults and 1121 people in families (341 households). Almost one fourth (23.7%) of single adults and two thirds (63.4%) of people in families exited to non-homeless destinations or were transferred to a case-managed shelter. These rates are lower than expected due to staffing capacity issues that resulted in a large number of clients, particularly single adults, leaving programs to unknown destinations. In addition, the high volume of clients and the physical layout of some temporary shelters (that don't lend themselves as well to knowing when people are leaving) contributed to this issue. It is likely that some of them were able to connect with housing resources or friends and family who could assist them and left without talking to someone about their plans.

Entries into shelter reflect how many people are able to access the system. Excluding shelters that have ended due to the season or funding, which tended to serve large volumes of people, approximately 76 people entered traditional shelter each month. Exits from the shelter system open up space for new people to enter and are similar to entry numbers – approximately 80 people exited traditional shelter each month. These similar numbers between entries and exits may reflect some efficiency within our system in filling beds amidst of a great deal of change that included programs opening and closing, transfers between emergency shelters, and utilization issues due to COVID.

During the pandemic year, the community served around the same number of clients (3111 people, including 2526 single adults and 584 people in 180 households), representing just a 3.8% decrease in the overall number of clients from pre-pandemic numbers. However, the difference between single adults and people in families is dramatic, with a 25.9% decrease in single adults served and a 92.0% increase in the number of people in families.

---

*Homeward analyzes and reports system-level data and produces materials for community partners to use in their communications, reporting, presentations, and various needs. Any tables, charts, and infographics produced by Homeward should not be altered to remove sources, notes, and Homeward logos or watermarks. For program-specific data, please contact Homeward with your request.*



One success during the pandemic was the fact that in the midst of a challenging housing market, the community managed to serve around the same number of clients. Additional beds and resources, along with staff commitment to meeting the urgent need, allowed this. However, now that pandemic-related resources are winding down, should we expect additional people in need of services to call the HCL or connect with outreach providers?

If the shelter system continues to function as it is now, our community does not have the capacity to serve the people who need it. In the year prior to the pandemic, the average length of stay in shelter for people who exited was 22 days. In the past year, it was 42 days. The median length of stay quadrupled, going from 4 days to 16. What we can determine from the average is that the capacity of the traditional shelter system (in terms of the number of clients who can be served) has effectively been cut in half. During this time, many traditional shelter providers reduced their capacity in order to increase distance between beds to ensure social distancing to ensure the safety of people they served.

There are several ways to increase the capacity of shelter providers:

- Continue to advocate for affordable housing resources (including funding and incentives to build or offer housing affordable to people making under 30% of the Area Median Income); the availability of such housing would enable clients to exit shelter more quickly to stable locations
- Increase partnerships with landlords to help increase exits to permanent housing
- Consider how to balance resources between single adults and people in families; this is a complicated issue that should take into account the fact that single adults are more likely to become chronically homeless over time and tend to be older, as well as the impact of homelessness on children and families
- Reduce lengths of stay by increasing staffing/operational support to help connect people to housing (e.g., a housing navigator position) more quickly
- Ensure that all GRCoC emergency shelters are fully funded to provide adequate staffing to support client safety and exits to permanent housing
- Obtain additional flexible funding to divert people from homelessness and help them move into permanent housing
- Create additional year round beds to meet the immediate crisis of homelessness to allow for quicker access to shelter and reduce unsheltered homelessness (the need for this is estimated to be approximately 200 beds, with a focus on single adults); any additional beds should follow community-developed emergency shelter standards, use coordinated entry, participate in HCIS, respect client confidentiality, and have housing-focused services

---

*Homeward analyzes and reports system-level data and produces materials for community partners to use in their communications, reporting, presentations, and various needs. Any tables, charts, and infographics produced by Homeward should not be altered to remove sources, notes, and Homeward logos or watermarks. For program-specific data, please contact Homeward with your request.*



### Permanent housing – RRH/PSH/OPH

Targeted permanent housing programs stably and permanently end homelessness for the majority of clients they serve. The GRCoC provides referrals for RRH and PSH projects within the Continuum of Care. Beds in PSH projects, which serve clients for long periods of time, do not open up very often (30 openings a year would be typical). Between April 1, 2021 – March 31, 2022, 1553 clients were served in permanent housing projects (RRH, PSH, and OPH). Exits to permanent destinations were high for both single adults and for people in families, with 78% exiting to permanent destinations.

In terms of how many people who need PSH and would be eligible for it, this number has previously been estimated at 350 units. Rapid rehousing is often paired with shelter, and if we assume that about 30% of people served in shelter need rapid rehousing support to exit to housing, we would need to create (in addition to what we already have) the opportunity for approximately 100 more families and 400 more single individuals to participate.

There are several ways to increase the capacity of permanent housing providers, some of which were also noted related to shelter capacity:

- Continue to advocate for permanent housing resources (i.e., RRH, PSH, and OPH); the availability of such housing would enable clients to exit shelter more quickly to stable locations
- Increase partnerships with landlords to help increase exits to permanent housing
- Increase staffing/operational support to help connect people to housing (e.g., a housing navigator position) more quickly
- Ensure that rapid rehousing, which has fewer requirements for clients than other permanent housing options (i.e., OPH/PSH), is available to a larger number of clients, with a focus on rapid rehousing for single adults
- Apply what is learned by the shared housing workgroup in order to expand typical community-supported options for exiting homelessness
- Obtain additional flexible funding to divert people from homelessness and help them move into permanent housing
- Explore innovative ways to help clients obtain permanent housing

### Connection with other systems/mainstream resources

Homelessness is a complex issue, and the homeless services system is not the only system needed to address the crisis of homelessness. Employment, healthcare, mental health, age, and substance use all have connections to solving homelessness for individuals and families.

Brief descriptive information is provided below that highlights the need for connection with these systems of care among clients served during the pandemic year.

---

*Homeward analyzes and reports system-level data and produces materials for community partners to use in their communications, reporting, presentations, and various needs. Any tables, charts, and infographics produced by Homeward should not be altered to remove sources, notes, and Homeward logos or watermarks. For program-specific data, please contact Homeward with your request.*



Noting that people may have multiple conditions, the table below shows self-reported disability status among single adult and adults in families served in shelter:

Condition	Single adults	Adults in families
Mental health disability	51.8%	43.9%
Alcohol use disorder	5.9%	0.6%
Drug use disorder	7.4%	3.9%
Both alcohol and drug use disorder	8.5%	0.6%
Chronic health condition	35.5%	25.6%
HIV/AIDS	2.7%	0.0%
Developmental disability	7.4%	4.9%
Physical disability	28.5%	9.2%

Among all adults, 13.4% reported having earned income. Among all people served, 78.3% reported that they had Medicaid coverage. Just over one quarter (25.4%) were age 55+.

#### Homelessness as a regional issue; older adults; racial disparities

The majority of services and shelter are located in the City of Richmond. Although to some it may appear that homelessness is a City problem, data on where people had their last permanent residence reveals that this is not the case. The table below provides information on people of specific ages, races, and family composition by locality to show how homelessness affects our region between April 1, 2021 – March 31, 2022.

Projects include the Homeless Connection Line, emergency shelter, transitional housing, Safe Haven, rapid rehousing, street outreach, permanent supportive housing, and other permanent housing. The overall sample size for individuals is 8175 in 5616 households. Missing data affects the totals with 11.6% missing data for locality. There is minimal missing data for age, race, and household composition, and this is reflected in the differing sample sizes per demographic category. Percentages are calculated on all clients with non-missing information and provided by locality/area – this means that for each demographic (i.e., age, race, household composition), the totals add up to around 100.0% for each locality (any small discrepancies are due to rounding).

Both the raw numbers of people and the percentages are helpful to consider by locality and overall. These numbers are helpful in considering how homelessness affects people of different ages, races, and household compositions. The preponderance of a certain group or just the sheer number may both be calls to action, particularly within the GRCoC. Age categories reflect ages of particular interest, specifically youth and older adults. Race is broken down simply as Black/African American, White, and another race. This is due to the small sample sizes among other races, combined with the fact that the

---

*Homeward analyzes and reports system-level data and produces materials for community partners to use in their communications, reporting, presentations, and various needs. Any tables, charts, and infographics produced by Homeward should not be altered to remove sources, notes, and Homeward logos or watermarks. For program-specific data, please contact Homeward with your request.*



numbers are broken down further by locality. Household compositions are simply adults in households without children and families with children.

<b>Age (N = 7230)</b>							
	Richmond (N = 4261)	Henrico (N = 909)	Chesterfield (N = 546)	Hanover (N = 107)	Other in CoC (N = 89)	Other VA (N = 868)	Outside VA (N = 450)
Children under 18	1019(23.9%)	237(26.1%)	124(22.7%)	23(21.5%)	17(19.1%)	164(18.9%)	101(22.4%)
18-24	358(8.4%)	98(10.2%)	79(14.5%)	15(14.0%)	6(6.7%)	64(7.4%)	31(6.9%)
25-54	1974(43.9%)	437(48.1%)	263(48.2%)	47(43.9%)	60(67.4%)	463(63.3%)	230(51.1%)
55+	1010(23.7%)	142(15.6%)	80(14.7%)	22(20.6%)	6(6.7%)	177(20.4%)	88(19.6%)
<b>Race (N = 7211)</b>							
	Richmond (N = 4250)	Henrico (N = 906)	Chesterfield (N = 543)	Hanover (N = 107)	Other in CoC (N = 88)	Other VA (N = 869)	Outside VA (N = 448)
Black/AA	3519(82.8%)	658(72.6%)	276(50.8%)	27(25.2%)	36(40.9%)	491(56.5%)	304(67.9%)
White	523(12.3%)	192(21.2%)	205(37.8%)	65(60.7%)	37(42.0%)	295(33.9%)	106(23.7%)
Another race	208(4.9%)	56(6.2%)	62(11.4%)	15(14.0%)	15(17.0%)	83(9.6%)	38(8.5%)
<b>Household composition (N = 7220)</b>							
	Richmond (N = 4256)	Henrico (N = 905)	Chesterfield (N = 545)	Hanover (N = 107)	Other in CoC (N = 89)	Other VA (N = 868)	Outside VA (N = 450)
Family with kids	1699(39.9%)	413(45.6%)	219(40.2%)	48(44.9%)	33(37.1%)	288(33.2%)	160(35.6%)
Adults not accompanied by children	2557(60.1%)	492(54.4%)	326(59.8%)	59(55.1%)	56(62.9%)	580(66.8%)	290(66.4%)

Highlights of this data include:

- Overall, 21.3% of people experiencing homelessness with the GRCoC are older adults aged 55+. Meetings conducted by Homeless Management Information (HMIS) staff with service providers have included discussions of the increased needs of clients through the pandemic. Part of the increased needs have to do with the fact that clients who were older or who had serious health conditions were prioritized for shelter beds.
- Over three quarters (76.6%) of those from the GRCoC, which includes the City of Richmond, along with Henrico, Chesterfield, Hanover, New Kent, Powhatan, Charles City, and Goochland counties, identify themselves as Black/African American. While the Richmond Metropolitan Statistical Area (MSA) does not entirely match the geography of the GRCoC, Richmond, Henrico,

---

*Homeward analyzes and reports system-level data and produces materials for community partners to use in their communications, reporting, presentations, and various needs. Any tables, charts, and infographics produced by Homeward should not be altered to remove sources, notes, and Homeward logos or watermarks. For program-specific data, please contact Homeward with your request.*





and Chesterfield make up 79% of the population. Among this group, 30.0% of residents are Black/African American (around 57.0% are White) (<https://www.grpva.com/data-reports/regional-demographics/>). Based on population alone, people who are Black/African American are greatly overrepresented. Poverty rates do not explain this difference; though poverty rates are approximately twice as high for people who are Black/African American than for Whites, these rates do not account for the racial differences in homelessness, with people who are Black/African American experiencing homelessness at a rate around twice of what would be expected.

- Within the GRCoC, the majority of clients (59.1%) continue to be adults unaccompanied by children.

#### Considerations coming out of pandemic

The pandemic greatly affected community funding and resources available. Non-congregate shelter (NCS) allowed the GRCoC to provide hotel rooms to a large number of people and serve a similar number of people as the system did pre-pandemic. NCS projects have now closed, and funding to pay for these beds is not anticipated to be available again.


Areas in which the homeless services community might focus on include:

- Strengthening ties to mainstream resources (e.g., employment, MEDICAID, healthcare providers)
- Advocating for affordable housing resources (e.g., construction of new units, public housing vouchers)
- Ensuring that GRCoC homeless service providers have adequate operational and programmatic funding to support critical services as shared in this report
- Partnering with agencies that address the needs of older adults
- Continuing to examine racial equity in our systems of care and determine how to mitigate the disparate flow of people who are Black/African American into the homeless services system
- Engaging with Richmond City and surrounding localities to address homelessness as an issue that crosses geographical boundaries


In addition to the pandemic and inflation, the backdrop within our community includes issues with evictions and affordable housing, with unprecedented increases in rental rates. The drop in available beds and continuing issues with the housing market suggest that things will get worse if the lack of housing is not addressed on a systemic level. Making the connection between affordable housing and people who have lost their housing will enable our community to continue having a meaningful impact on the lives of people we serve.

---

*Homeward analyzes and reports system-level data and produces materials for community partners to use in their communications, reporting, presentations, and various needs. Any tables, charts, and infographics produced by Homeward should not be altered to remove sources, notes, and Homeward logos or watermarks. For program-specific data, please contact Homeward with your request.*



**Chesterfield,  
Henrico,  
& Richmond**  
HOME-ARP  
Allocation Plan Recommendations



## Agenda

1. Data Process & Findings Summary
2. Community Process & Feedback Summary
3. Recommendations



## Acknowledgments



In collaboration with:  
Homeward VA  
&  
Virginia Community Voice




## HOME-ARP Overview



### About HOME-ARP

On March 11, 2021, President Biden signed ARP into law, which provided over **\$1.9 trillion** in relief to address the continued impact of the COVID-19 pandemic on the economy, public health, State and local governments, individuals, and businesses.

Congress appropriated **\$5 billion in ARP funds to be administered through the HOME** program to support eligible populations



### About HOME-ARP

- HOME-ARP is a **resource to create affordable housing and services** for people who are experiencing or are at risk of experiencing homelessness
- HOME-ARP is one of two American Rescue Plan programs specifically designed to support homelessness-related solutions
- **Stakeholder consultations and public participation are critical components of the HOME-ARP planning and scoping process.** Allocation plans will not be accepted if consultations or public participation requirements are bypassed



## HOME-ARP Allocation Plans

The HOME-ARP allocation plan must describe how the PJ will use HOME-ARP funds to address the needs of HOME-ARP qualifying populations.



## HOME-ARP-Eligible Populations

Experiencing Literal Homelessness

At risk of Homelessness

Fleeing, or attempting to flee, domestic violence, dating violence, sexual assault, stalking, or human trafficking-as defined by HUD

Other populations where providing supportive services or assistance would prevent the family's homelessness or would serve those with the greatest risk of housing instability



## HOME-ARP-Eligible Populations Cont.

- (A) Has moved because of economic reasons two or more times during the 60 days immediately preceding the application for homelessness prevention assistance;
- (B) Is living in the home of another because of economic hardship;
- (C) Has been notified in writing that their right to occupy their current housing or living situation will be terminated within 21 days after the date of application for assistance;
- (D) Lives in a hotel or motel and the cost of the hotel or motel stay is not paid by charitable organizations or by Federal, State, or local government programs for low-income individuals;
- (E) Lives in a single-room occupancy or efficiency apartment unit in which there reside more than two persons or lives in a larger housing unit in which there reside more than 1.5 persons reside per room, as defined by the U.S. Census Bureau;
- (F) Is exiting a publicly-funded institution, or system of care (such as a health-care facility, a mental health facility, foster care or other youth facility, or correction program or institution); or
- (G) Otherwise lives in housing that has characteristics associated with instability and an increased risk of homelessness, as identified in the recipient's approved consolidated plan.



## HOME-ARP-Eligible Activities

Development of Affordable Housing

Tenant-based Rental Assistance

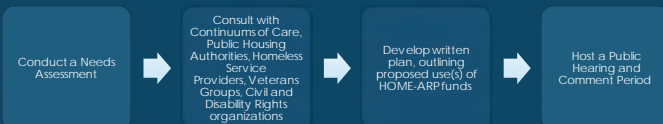
Provision of Supportive Services

Acquisition and Development of Non-Congregate Shelter Units



## HOME-ARP Planning Process

Prior to deploying HOME-ARP funds, PJs must:



## Data Process & Findings Summary



## Analysis Process

In accordance with Section V.C.1 of the Notice, a PJ must evaluate the size and demographic composition of all four of the qualifying populations within its boundaries and assess the unmet needs of each of those populations. PJ must also identify any gaps within its current shelter and housing inventory as well as the service delivery system by use of current data from:

Point In Time Count

Housing Inventory Count

Other data available through CoCs, and consultations



## Data Sources Reviewed

- Stella P (HUD) - (Data visualization of HMIS data)
- HMIS (Homeward)
- American Community Survey (Census Bureau)
- CoC Racial Equity Analysis Tool (HUD)
- 2022 Gaps Analysis (Homeward)
- Housing Inventory Count/Point In Time Count (Homeward)
- Comprehensive Housing Affordability Strategy (CHAS – HUD/Census Bureau)
- Racial Equity in Virginia Sourcebook (Housing Forward Virginia)
- Hotline Database (EmpowerNet)
- Hotline Database (Housing Resource Line)
- GAP Report and Out Of Reach Report (NLIHC)
- Chesterfield Housing Market Analysis
- HCV Utilization Dashboard (HUD)



## Needs Assessment & Gap Analysis

1. What is the size and demographics of the 4 Qualifying Populations?
2. What are the existing resources to serve the 4 Qualifying Populations?
3. What are the unmet needs and gaps in serving the 4 Qualifying Populations?



## Summary of Needs Assessment Takeaways

- Significant racial disparities in population experiencing homelessness
- Adult Only HHs are experiencing homelessness more than HHs with children, and have higher chronicity rates
- 25% of people experiencing homelessness have some history with domestic violence, but only 8% of callers to DV hotline express current situation of homelessness
- Cost burden and affordability are a challenge across income bands, especially <30% AMI
- People experiencing homelessness have median income at 3% AMI
  - Median income for HHs with income is 12% AMI
- Highest Need QPs are people experiencing homelessness and people at risk of homelessness

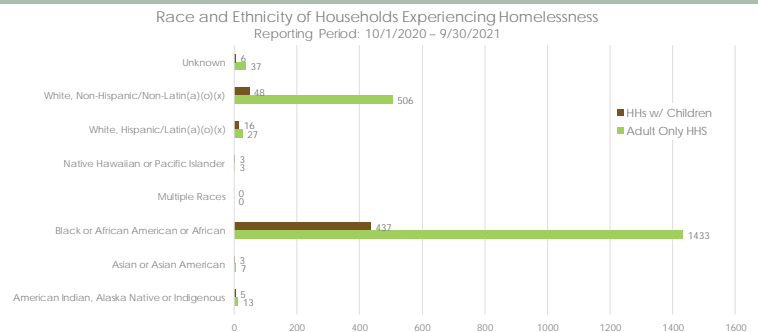


## Summary of Gap Analysis Takeaways

- High utilization of emergency shelter, longer lengths of stay than pre-pandemic years, concern about dwindling covid-specific resources and longer stay times overwhelming shelter
- Significant PSH need, more for Adult Only HHs rather than HHs with Children
  - Adult Only HHs have higher chronicity rate, lower self-resolve rate
  - High need for RRH for Adult Only HHs, but RRH only works if there is affordable housing available
- Significant need for affordable housing for lowest-income renters and few resources to assist them

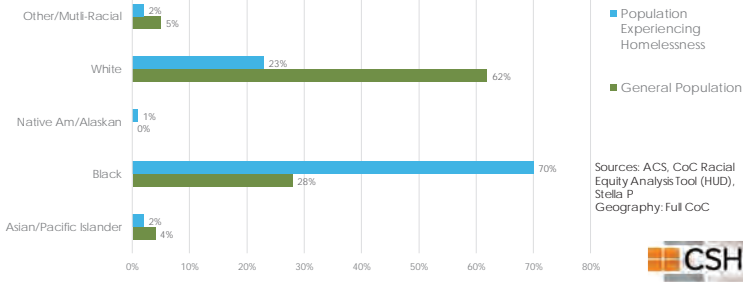


## Size and Demographics of QP1



## Size and Demographics of QP1

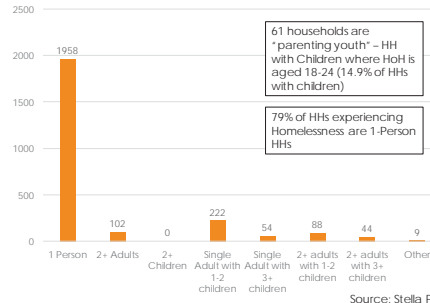
Racial Demographics of Population Experiencing Homelessness vs. Racial Demographics of General Population  
Reporting Period: 10/1/2020 – 9/30/2021



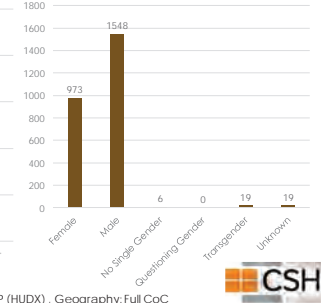
## Size and Demographics of QP1

Reporting Period: 10/1/2020 – 9/30/2021

Household Composition of People Experiencing Homelessness

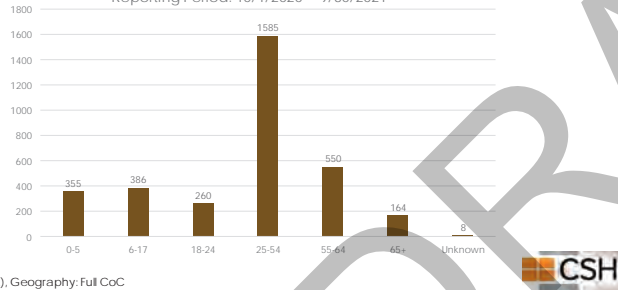


Gender of People Experiencing Homelessness



## Size and Demographics of QP1

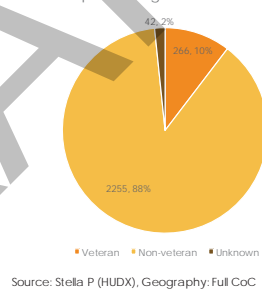
Age of All Persons Experiencing Homelessness  
Reporting Period: 10/1/2020 – 9/30/2021



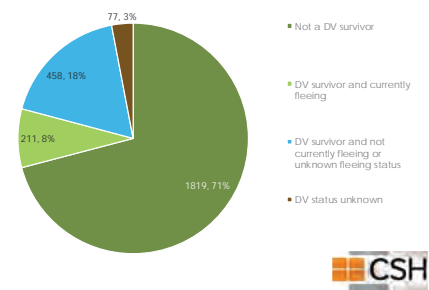
## Size and Demographics of QP1

Reporting Period: 10/1/2020 – 9/30/2021

Veteran Status of People Experiencing Homelessness



Domestic Violence Status of People Experiencing Homelessness



## Size and Demographics of QP1

Reporting Period: 10/1/2020 – 9/30/2021

- 12% of HHs w/ Children experienced chronic homeless
- 31% of Adult Only HHs experienced chronic homeless
- Median Income of HHs served by the homeless system: \$272/month (3% AMI) (Source: HMIS)

Source: Stella P (HUDX), Geography: Full CoC

## Size and Demographics of QP2&4

	Chesterfield County
Total Renter Households	30,275
Renters with at least 1 housing problem*	14,135 (47% of all renter households)
ELI Renter Households (Income <30% AMI)	4,810
ELI Renter Households with at least 1 housing problem	4,125 (88% of ELI renter households)
VLI Renter Households (Income 30% - 50% AMI)	5,590
VLI Renter Households with at least 1 housing problem	4,820 (86% of VLI renter households)

Source: CHAS 2019 5-Year Estimates

\*CHAS defines 4 housing problems as: incomplete kitchen facilities, incomplete plumbing facilities, more than 1 person per room, and cost burden greater than 30%.



## Size and Demographics of QP2&4

	Chesterfield County	Henrico County	Richmond City
Total Renter Households	30,275	47,975	51,805
Renters with at least 1 housing problem*	14,135 (47%)	22,120 (46%)	27,060 (52%)
ELI Renter Households (Income <30% AMI)	4,810	9,160	18,355
ELI Renter Households with at least 1 housing problem	4,125 (88%)	7,465 (81%)	13,855 (75%)
VLI Renter Households (Income 30% - 50% AMI)	5,590	8,100	9,305
VLI Renter Households with at least 1 housing problem	4,820 (86%)	7,025 (87%)	3,535 (37%)

Source: CHAS 2019 5-Year Estimates

\*CHAS defines 4 housing problems as: incomplete kitchen facilities, incomplete plumbing facilities, more than 1 person per room, and cost burden greater than 30%.



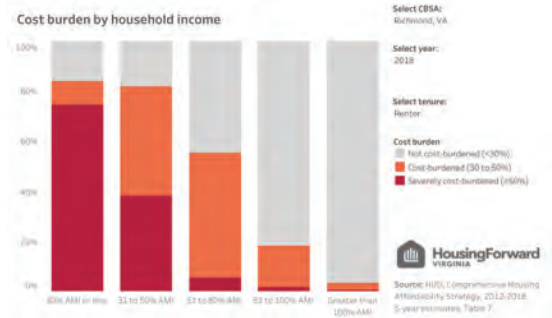
## Size and Demographics of QP2&4

### RICHMOND CBSA

Cost Burden – paying more than 30% of income toward housing costs

Severe Cost Burden – paying more than 50% of income toward housing costs

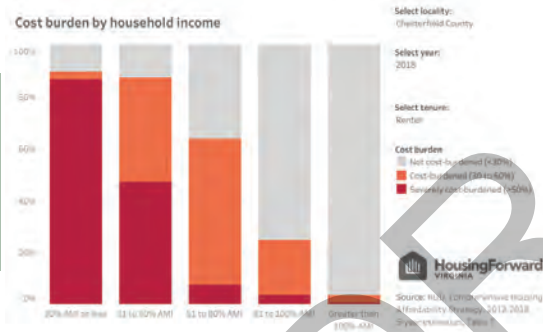
Richmond Core Based Statistical Area includes 13 counties around the Richmond area



### COST BURDEN - CHESTERFIELD

Cost Burden – paying more than 30% of income toward housing costs

Severe Cost Burden – paying more than 50% of income toward housing costs

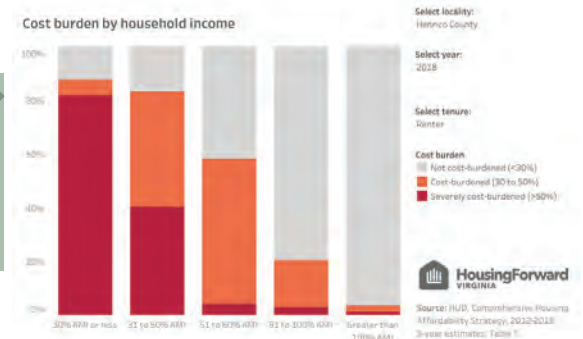


28

### COST BURDEN - HENRICO

Cost Burden – paying more than 30% of income toward housing costs

Severe Cost Burden – paying more than 50% of income toward housing costs

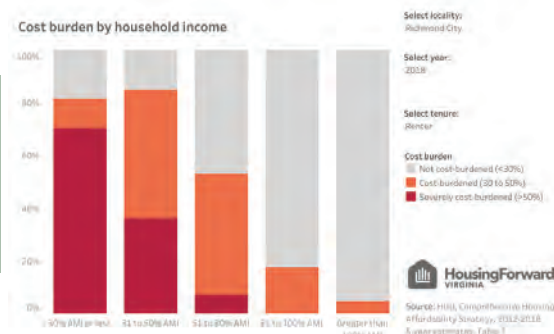


29

### COST BURDEN - RICHMOND

Cost Burden – paying more than 30% of income toward housing costs

Severe Cost Burden – paying more than 50% of income toward housing costs

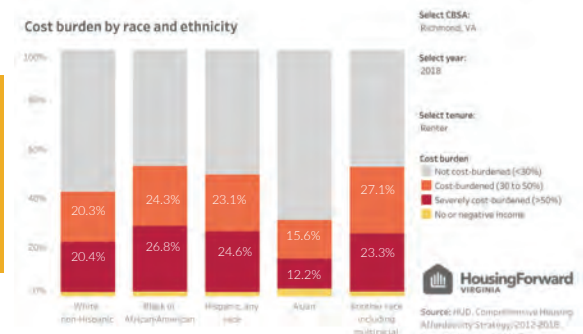


30

### COST BURDEN BY RACE – RICHMOND CBSA

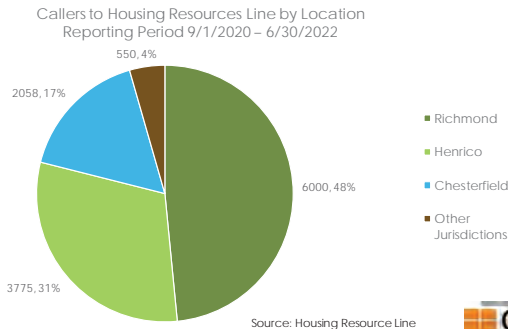
Cost Burden – paying more than 30% of income toward housing costs

Severe Cost Burden – paying more than 50% of income toward housing costs



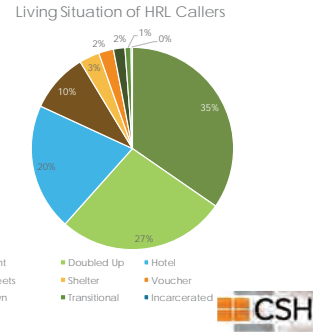
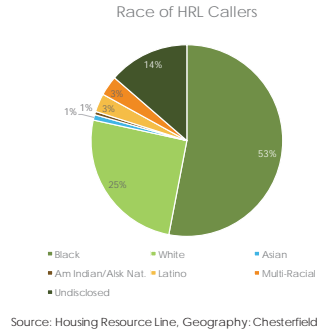
31

## Size and Demographics of QP2&4



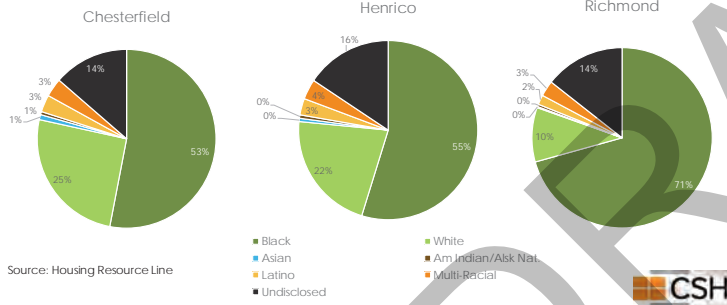
## Size and Demographics of QP2&4

Reporting Period 9/1/2020 – 6/30/2022



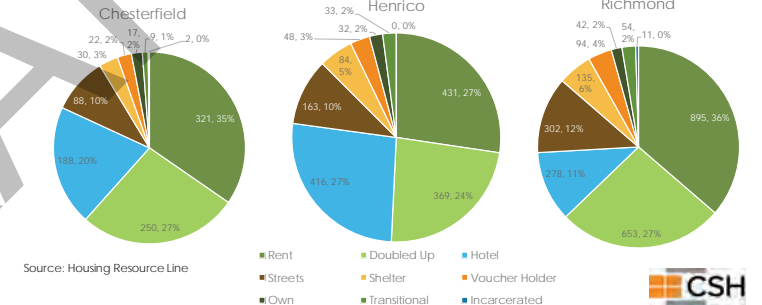
## Size and Demographics of QP2&4

Reporting Period 9/1/2020 – 6/30/2022

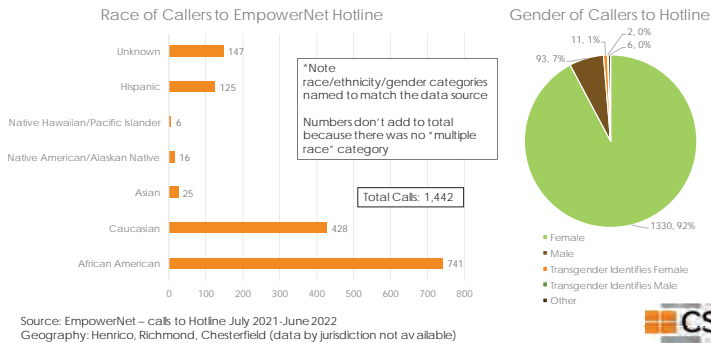


## Size and Demographics of QP2&4

Living Situation of HRL Callers – 9/1/20 – 6/30/22



## Size and Demographics of QP3



## Size and Demographics of QP3

Other Characteristics	
Immigrant, refugee, or asylum seeker	2%
Limited English Proficiency	2%
Reported Disability	9%
Reported Medical or Health Need (including pregnancy)	3%
Experiencing Homelessness	8%
Incarcerated	1%

Source: EmpowerNet  
Geography: Richmond, Henrico, Chesterfield  
Reporting Period: July 2021 – June 2022

Notes: These data points are all self-reported, ex: "presenting as homeless" is a very loose definition and self-reported/identified by caller



## Takeaways

- Significant racial disparities in population experiencing homelessness
- Adult Only HHs are experiencing homelessness more than HHs with children, and are homeless for longer
- 25% of people experiencing homelessness have some history with domestic violence, but only 8% of callers to DV hotline express current situation of homelessness
- Cost burden and affordability are a challenge across income bands, but the most significant challenge is for households with incomes <30% AMI
- People experiencing homelessness have median income at 3% AMI
  - Median income for HHs with income is 12% AMI
- **Highest Need QPs are 1 & 2 (people experiencing homelessness and people at risk of homelessness)**



Table from Allocation Plan

	Homeless											
	Current Inventory					Homeless Population			Gap Analysis			
	Family		Adults Only		Vets	Family HH (at least 1 child)	Adult HH (w/o child)	Vets	Victims of DV	Family	Adults Only	
	# of Beds	# of Units	# of Beds	# of Units	# of Beds				# of Beds	# of Units	# of Beds	# of Units
Emergency Shelter	256	84	193	193	0				See next slide for calculations and explanations on these numbers			
Transitional Housing	13	3	22	22	21				Data from full CoC (PIT Count & HIC Count)			
Permanent Supportive Housing	181	65	586	807	113 (fam) 405 (adults)							
Other Permanent Housing	9	2	86	86	14							
Sheltered Homeless						85	353	163*	255**			
Unsheltered Homeless						0	85	*	**			
<b>Current Gap</b>										(10)	(2)	223 213

### Explanation of Gap Analysis Calculation, previous slide:

- Family Beds: Number of persons in households with at least one adult and one child (259) – number of ES + TH beds (269)
  - Family Units: Number of households with at least one adult and one child (85) – number of ES + TH units (87)
  - Adult Beds: Number of persons in households without children (438) – number of ES + TH beds (215)
  - Adult Units: Number of households without children (428) – number of ES + TH units (215)
- \*2022 PIT does not include veteran status, but the HMIS data for the CoC indicates 163 veterans served through CE and Street Outreach  
 \*\* 2022 PIT does not include DV status, but the HMIS data for the CoC indicates 255 households who reported either fleeing DV or identified as survivors of DV

In our review of accepted HOME-ARP plans, jurisdictions calculate these numbers using a variety of methods, and there is no consistent way of doing it. We believe this methodology makes sense, however you could use another method as long as you clearly explain it.

Though this table is included in the HOME-ARP Allocation Plan Template, it is an optional inclusion, and we do not believe it offers a robust understanding of the need, since PIT counts are not the most reliable way to calculate homeless populations.

## Existing Resources

Richmond Redevelopment and Housing Authority has 3,933 vouchers available

- Consistent >90% utilization since 2020
- 47 unit leasing potential – number of units they could lease for 12 months, based upon budget
- “vouchers on the street” number has steadily increased in 2022, suggesting people who have vouchers cannot use them

(Source: HUD HCV Utilization Dashboard, Updated August 2022)

Takeaway: existing voucher resources are tapped out

Locality	Project-based Vouchers	Project-Based Utilization Rate	Public Housing Units	Tenant-Based Vouchers	PH Occupancy Rate
Richmond	3,294	88%	3,499	2,697	86%
Chesterfield	317	N/A	N/A	1,150	N/A
Henrico	2,252	N/A	N/A	1,857	N/A

Source: Community Assessment Reporting Tool (HUD)



## Gaps & Unmet Needs

PSH Assumptions	RRH Assumptions	Other Assumptions
<ul style="list-style-type: none"> <li>•90% of chronic: AO need PSH</li> <li>•10% of non-chronic: AO need PSH</li> <li>•16% HHs w/ Children need PSH</li> <li>•Based upon national data</li> </ul>	<ul style="list-style-type: none"> <li>•Remainder of AO and AC need RRH (minus those diverted and 10% who need temporary stay)</li> </ul>	<ul style="list-style-type: none"> <li>•33% of AC self-resolve</li> <li>•10% of AO self-resolve</li> <li>•calculated from ES exits directly to permanent destinations</li> </ul>

	# Available Annually	Annual Need	Gap
PSH (Families)	0	85	85
PSH (Individuals)	26	1041	1015
RRH (Families)	24	144	120
RRH (Individuals)	71	1013	932

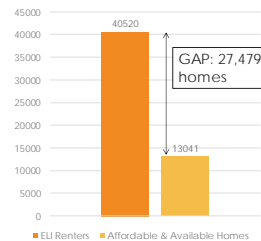
Sources: Stella P. HIC 2022, CSH Modeling Tool

- 2022 Homeward Gaps Report:
- Relatively equal entrance and exits for shelter, but stays 2-4x longer than last year (after closing of Covid-specific shelters)
  - Estimated need for 350 PSH units per year
  - Estimated supply of 30 PSH units per year



## Gaps & Unmet Needs

Unmet Housing Needs for ELI Households in Richmond MSA



Source: NLHC Gap Report & Out of Reach Report

	Chesterfield Co.	Henrico Co.	Richmond City
ELI Renters	4,810	9,160	18,355
Affordable & Available Homes	2,301	4,003	11,725
<b>GAP</b>	<b>2,509</b>	<b>5,157</b>	<b>6,630</b>

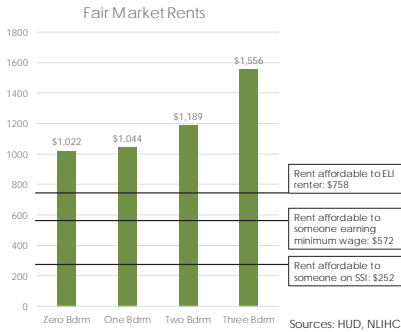
Source: CHAS, PUMS

- For every 100 ELI renter HHs, there are
- 48 homes affordable and available in Chesterfield
  - 44 homes affordable and available in Henrico
  - 64 homes affordable and available in Richmond





## Gaps & Unmet Needs



**Chesterfield Housing Pipeline**

- The majority of affordable housing in Chesterfield is built with LIHTC and an analysis of Chesterfield's existing LIHTC stock shows the affordability period for the majority of units (1,948) will expire by 2040 (Source: Chesterfield Market Analysis)



## Takeaways

- High utilization of emergency shelter, longer lengths of stay than pre-pandemic years, concern about dwindling covid-specific resources and longer stay times overwhelming shelter
- Significant PSH need, more for Adult Only HHs rather than HHs with Children
  - Adult Only HHs have higher chronicity rate, lower self-resolve rate
  - High need for RRH for Adult Only HHs, but RRH only works if there is affordable housing available
- Significant need for affordable housing for lowest-income renters and few resources to assist them



## Summary of Needs & Gaps for QPs

Qualifying Population	Need and Gaps
Experiencing Homelessness	<ul style="list-style-type: none"> <li>Biggest segment of the QP is 1-person adult households experiencing long-term homelessness, many with disabling conditions, no income or income &lt;15% AMI.</li> <li>Significant gap in permanent housing affordable and accessible to this group</li> <li>Smaller gap in shelter resources</li> <li><b>This is the QP with the most significant need</b></li> </ul>
At Risk of Homelessness	<ul style="list-style-type: none"> <li>Very high rates of cost burden for ELI households</li> <li>Existing housing supply for ELI households meets only 48% of need</li> </ul>
Fleeing or Attempting to Flee Domestic Violence	<ul style="list-style-type: none"> <li>Difficult to measure size of population, small portion self-report situation of homelessness</li> <li>No significant gap in resources identified that is distinct from other needs (general homelessness/affordable housing)</li> </ul>
Other Populations at risk of housing instability	<ul style="list-style-type: none"> <li>High rates of cost burden for VLI households</li> <li>Limited housing supply, but not as significant gap as for lower income households.</li> </ul>

# Consultation Process & Feedback

## Consultation Process

In accordance with Section V.A of the HOME-ARP Notice a PJ must consult with:



## Consultation Process

Throughout the planning process, CSH conducted:

- 12 Key-Stakeholder Group Interviews
- 2 Provider Listening Sessions
- 1 QP Listening Session
- 9 Community Surveys
- 14 In-Person QP Surveys



## Interviews

- Greater Richmond CoC Board
- Virginia Housing
- VA Dept of Housing and Community Development
- VA Dept Behavioral Health & Disability Services
- Community Services Boards:
  - Richmond (RBHA)
  - Henrico
  - Chesterfield
- Chesterfield Dept Social Services
- Henrico Dept Social Services
- EmpowerNet
- Partnership for Housing Affordability
- Richmond Redevelopment & Housing Authority



## Interviews

### Key Themes:

- lack of resources across homeless system
- bottleneck in shelters, programs at full capacity
- permanent supportive housing
- coordination and collaboration across systems is effective and must continue/expand
- significant deficit in affordable housing, especially deeply affordable



"Our outcomes with PSH are really positive. The problem is, we can't talk about those successes because then more people want to be part of the program and we don't have that capacity."

"We have a bottleneck in the hotels because we can't find places to put people, so we spend way more on hotels than we expected."

"The lack of housing options is really limiting the choice of clients in our program."

"[VA DHCD] will be looking for affordable housing development projects ready to go so we can get our HOME-ARP allocation funds out the door in time."

"The majority of people asking for help are in the lowest income bands, looking for housing."

"Development is slow because you usually have to piece together so many different funding sources. This is a great opportunity to cut that down."

"We have need for emergency shelters but the pervasive need if we are going to solve this problem is affordable, accessible housing. It has to be accessible for the folks who need it."

## Listening Sessions

### Key Themes:

- (deeply) affordable housing
- intersectional identities
- permanent supportive housing
- flexible funding
- supportive services
- staffing and staff capacity



"I can't stress enough the need for additional housing stocks, especially that with minimal barriers for rental"

"I strongly agree that there are not enough affordable rental units available, especially 2+ bedrooms for families."

"Family units especially are impossible to find, the last availability I remember in the Richmond area was about 2 years ago"

"I strongly agree with affordable housing, 130% of AMI have vouchers that people are struggling to use because there is nothing available, at this point they have the vouchers but don't have the rental units"

"Long-term and personalized case management to deal with all the mentioned barriers is also needed."

"A lot of people lost their opportunity because they didn't have that person to assist with housing services, search, just regular housing choice vouchers, not being able to advocate for themselves and advocate for additional time."

## Listening Sessions

### Need + Impact Results

Topic	What is the Greatest Need		
	Service Providers	Comm Partners	Total
Development of Affordable Housing	21	4	25
Support Services	11	7	18
Shelter	2	3	5
TBRA	4	1	5

\*6 Participants specifically mentioned PSH for this category, they have been combined with Development of Affordable Housing  
10 Participants also reported flexible funding as a need.



Topic	What Eligible Activity Would Make the Biggest Impact		
	Service Providers	Comm Partners	Total
Development of Affordable Housing	12	8	20
Supportive Services	8	6	19
TBRA	4	3	7
Shelter	-	1	1

\*6 Participants specifically mentioned PSH for this category, they have been combined with Development of Affordable Housing  
14 Participants also reported that flexible funding would have the greatest impact.

## Listening Sessions

Both focus groups provided examples of barriers to resources in the region. Many times, the barriers named for unhoused individuals also tied in with intersectional identities.

- Formerly incarcerated individuals, with
  - Physical disabilities
  - Mental health challenges
- Elderly individuals, with
  - Medically fragile
  - Disabled
  - Low-income
- Single mothers, with
  - Low-income
  - Who need childcare
  - Black or African American
- Immigrants, refugees, with
  - No credit history
  - No rental history
- Disabled (physical and mental) individuals, with
  - Low-income
  - Complex medical needs
- Black or African American
  - (over-represented in general in homelessness)

"The pace of the needs that are coming in is overwhelming almost for all of us and to be able to [give the time and attention to people] that we would love to do, we are not able to do that right now. That's a capacity issue. We are operating in crisis mode too, to meet the needs of individuals in crisis."



## In-Person QP Survey

### Key Themes:

- affordable housing
- long term support
- shelter
- barrier free resources
- supportive services
- more education/resources for staff



"The resources are not readily available and difficult to navigate. The resources in this area further harm vulnerable people."

"Getting housing outside of shelter is hard"

"The services available need to listen to the people in need. People know what they need. Providers just need to listen."

"The counselors need more resources and women need better access to shelter"

"There are too many steps and people to talk to and this and that to do. People are trying, but they ain't getting nowhere because it's just too much when you're just trying to hold it together anyway."

"The stuff that is here is hard to get to and there isn't enough of it."

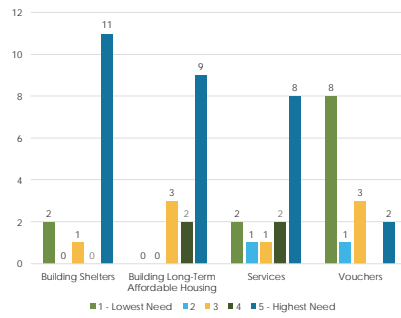
## In-Person QP Survey

### Need + Impact Results

#### Affordable Housing Development



For each eligible use, rate the level of need on a scale of 1 to 5



## Online Survey

Total responses:

9

Response solicitation:

- Distributed via direct email to **over 40 organizations** in the qualifying region
- Shared in chat and sent out **via direct email to each attendee** of the Listening Sessions
- Blasted via the **GRCoC listserv** and sent directly to board members



Responses came in from:

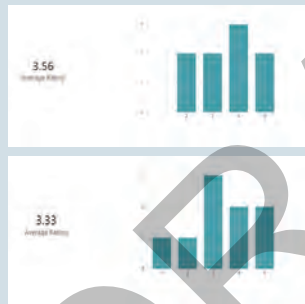
- Healthcare Providers
- Shelter Providers
- Crisis Stabilization Providers
- Continuum of Care Members
- PSH Providers
- Re-Entry Service Providers
- Community Organizers
- Landlords
- Fair Housing and Civil Rights Organizations

## Online Survey cont.

Overall, acquisition, rehabilitation, or development of affordable housing was the #1 pick



But there were some noteworthy runner ups:



Each eligible use rated on a 1-5 scale with 5 being the highest

## Consultation Summary

Stakeholder	Feedback
Homeless Services Providers	<ul style="list-style-type: none"> <li>• Building / rehabbing affordable housing as both the <b>biggest need and the eligible activity that will most impact</b> folks experiencing homelessness;</li> <li>• A best practice would be a <b>"one-stop-shop"</b>;</li> <li>• Permanent Supportive Housing would <b>positively impact</b> those experiencing homelessness and <b>free up capacity</b> in other parts of the system</li> </ul>
Community Partners	<ul style="list-style-type: none"> <li>• Building additional / rehabbing affordable housing units would make the biggest impact for our unhoused neighbors;</li> <li>• It's not just building affordable units but having <b>supportive services integrated</b>;</li> <li>• The pace of the needs that are coming in is <b>overwhelming</b></li> </ul>
Key Stakeholders	<ul style="list-style-type: none"> <li>• Many people asking for help (in housing) are in the <b>lowest income bands</b>;</li> <li>• The pervasive need if we are going to solve this problem is <b>affordable, accessible housing</b>;</li> <li>• We need <b>more capacity at the lower end of the continuum</b> for housing stability</li> </ul>
Qualified Population	<ul style="list-style-type: none"> <li>• An <b>immediate need</b> for shelter and safety is not being met;</li> <li>• The <b>long-term need</b> was accessibility and safety of <b>affordable housing</b>;</li> <li>• <b>Getting housing</b> outside of shelter is <b>hard</b></li> </ul>

## Recommendations

### Recommendations - High Level

- Pursue development of Permanent Supportive Housing through capital investments
  - Utilization of a Regional NOFO, or coordinated funding mechanism to solicit projects, streamline and coordinate access to funding, promote consistency, quality
- Use of existing housing hotlines (Housing Resource Line and Homeless Crisis Line) for referrals, and utilizing Coordinated Entry to implement preference for QPs most in need



## What Is PSH?

Permanent Supportive Housing (PSH) is deeply affordable housing with voluntary, tenant-centered wrap-around supportive services to end long-term homelessness and help residents use housing as a platform to thrive.



## Who is PSH for?

People who without stable housing, cannot access services and supports in the community, and without services and supports, cannot access housing.

Studies have demonstrated effectiveness for a variety of populations, including:

- People experiencing long term homelessness
  - People with disabilities
  - Older adults and aging populations
- Families involved in the child welfare system



## Quality Matters

All quality supportive housing has the following characteristics:

Tenant Centered

Accessible

Coordinated

Integrated

Sustainable



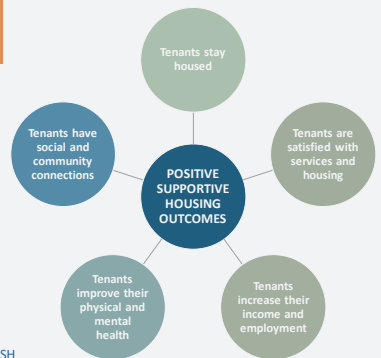
Learn more at [www.csh.org/quality](http://www.csh.org/quality)

## Why Permanent Supportive Housing?

Permanent Supportive Housing (PSH) an evidence-based permanent housing intervention.

Listening Session participants shared that additional Permanent Supportive Housing would positively impact those experiencing lengthy histories of homelessness and free up capacity in other parts of the system. Many participants view PSH as a "huge priority" that would "enable long-term change."

Learn more at: [The Corporation for Supportive Housing - CSH](http://The Corporation for Supportive Housing - CSH)



## What Does PSH Look like in Virginia



Studios of South Richmond, Virginia Supportive Housing



Marbella, Arlington Arlington Partnership for Affordable Housing



Gosnold Apartments, Norfolk Virginia Supportive Housing

## Project Example: 100% SH, Preservation/Rehab/Expansion



New Clay House Richmond, VA

- Project Details:
  - Preservation, rehabilitation and expansion of Single Room Occupancy project
  - Expanded from 47 units to 80 units
  - Rehab allowed for SRO units (150 square feet with shared bathrooms and kitchens) to 350 square foot units with private bathrooms and kitchens
  - Design features promote integration – expansion provided a shared community room with kitchen and pantry, fitness room, computer room, resident phone room, on-site laundry, and private outdoor courtyard
  - Designed to achieve EarthCraft Gold Certification
- Ownership
  - Virginia Supportive Housing, nonprofit supportive housing developer, owner, property manager, and service provider
- Financing
  - Total Development Costs: \$19 million
  - LIHTC, AHP, HOME
  - Project Based Rental Assistance through State and Local Housing Authority
  - Private foundations and donations



## How PSH Supports the Need

PSH is an evidence-based housing intervention proven to effectively end long-term homelessness.

This intervention will positively impact the region by:

### Meeting the Highest Need

Single adults experiencing homelessness have the highest need in the region. PSH has been proven to end long-term and cyclic homelessness by addressing the housing AND services needs of the population.

### Addressing the Vulnerabilities

It was identified that many members of the qualified populations have high barriers to housing and are in need of a variety of housing and services supports. PSH supports the needs of those who have complex and chronic medical conditions, disabilities, and have extremely low incomes through a wholistic, tenant centered housing and services intervention.

### Listening to the Community

The community, including service providers, community partners, and members of the qualified population all identified the need for deeply affordable housing and more robust support services. The integrated model of PSH offers individuals affordable and accessible housing with comprehensive access to services and reduces time spent and the burden on temporary or emergency housing solutions.

## Community Level Outcomes

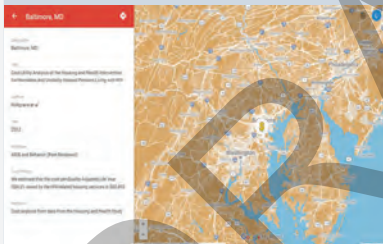
Group	Outcomes
Denver Social Impact Bond (2021)	<ul style="list-style-type: none"> <li>*3 year randomized control trial or 724 people (363 referred to supportive housing, 361 services as usual).</li> <li>*86% remained housed at 1 year, 81% at 2 years, 77% at three years</li> <li>*40% reduction in shelter visits</li> <li>*34% reduction in police contacts, 40% reduction in arrests</li> <li>*40% decrease in ED visits, 155% increase in office based visits</li> <li>*65% reduction in detox visits</li> </ul>
Multnomah County FUSE (2021)	<ul style="list-style-type: none"> <li>*Compared 862 adults who were chronically homeless with peers in supportive housing.</li> <li>*Found that if those adults were housed, outcomes would include:               <ul style="list-style-type: none"> <li>*5,000 fewer avoidable emergency department visits</li> <li>*400 fewer jail bookings</li> <li>*50 fewer inpatient psychiatric stays</li> <li>*\$3.6 million in Medicaid Savings</li> </ul> </li> </ul>
Virginia DBHDS PSH SMI Program	<ul style="list-style-type: none"> <li>*2020 Program Fact Sheet:               <ul style="list-style-type: none"> <li>*89% remain stably housed for at least one year</li> <li>*Decrease in state hospital utilization by 76% year after move-in, resulting in avoided costs of \$12.2 million</li> </ul> </li> </ul>

## How PSH Reduces Long-Term Expenses

A randomized controlled trial of 407 homeless adults with chronic medical illnesses enrolled at two hospitals in Chicago, Illinois, and followed for 18 months was conducted in 2010. This trial showed that when compared to usual care, the intervention group (PSH) generated an average annual cost savings of (-)\$6,307 per person

Source: Basu A, Kee R, Buchanan D, Srdowski LS. Comparative cost analysis of housing and case management program for chronically ill homeless adults compared to usual care. Health Services Research. 2012;47(1, Part 2):523-543.

The figure below estimates that Baltimore, MD has an annual cost savings of \$62,493 (in 2013) by utilizing a PSH model for persons experiencing homelessness and are also diagnosed with HIV



Source: National Alliance to End Homelessness (2013, January 1). Permanent Supportive Housing Cost Study Maps. <https://endhomelessness.org/resource/permanent-supportive-housing-cost-study-map/>

## Why not the acquisition of Non-Congregate Shelter?

- Eligible use within HOME-ARP is only for acquisition of non-congregate shelter and cannot be used to operate or maintain shelter
  - Shelter does not end homelessness and is not a long term solution to addressing the needs of the population
- While there was a need for shelter for some populations, the need for PSH was more significant
  - Estimated shelter gap: 223 beds for individuals (no gap for families)
  - Estimated PSH gap: 1015 units for individuals and 85 for families
  - Data analysis and stakeholder consultations reported a greater need for increased housing availability and services
- PSH will help with shelter needs
  - Lack of affordable, barrier reduced housing options keeps people in need of shelter longer
- Populations facing the most complex challenges, often do not access shelter due to perceptions of safety and barriers to accessing (transportation, shelter requirements, etc), choosing to stay outdoors instead

## Why not Tenant Based Rental Assistance?

- The option was prioritized lower in all interviews and surveys
  - Community partners, service providers, key stakeholders and members of the qualified population reported rental assistance as a lower priority than both affordable housing and services
- HOME-ARP is a time-limited source
  - Rental assistance would not be readily available long-term, therefore it is not a sustainable solution
- There is a saturation of vouchers
  - The market does not have enough available units to accommodate existing vouchers, RRHA and Virginia Housing are actively pursuing project basing strategies to support production of housing and increase voucher utilization

## Why not Services?

- HOME-ARP is a time-limited source
  - Services funding would not be readily available long-term; therefore, it is not a sustainable solution to fund sustainable services, which the highest need QP requires
- The current housing stock is not plentiful enough to support added services
  - Even with an increase in services funding, members of the QPs would continue to lack housing options. For example, any additional case managers or outreach workers would have no housing options to refer QPs to, rendering the services funding ineffective or inefficient

	Chesterfield	Percent of the Grant	Statutory Limit
Supportive Services			
Acquisition and Development of Non-Congregate Shelters			
Tenant Based Rental Assistance (TBRA)			
Development of Affordable Rental Housing	\$1,805,431		
Non-Profit Operating		0 %	5%
Non-Profit Capacity Building		0 %	5%
Administration and Planning*	\$318,605	15%	15%
Total HOME ARP Allocation	\$2,124,036		

\*PJs are permitted to use 5% of their grant allocation for eligible administrative planning costs prior to approval of the Allocation Plan. This 5% available before approval of the Allocation plan is included in the total 15% of the grant allowable for administrative and planning costs.

## Housing Production Goals

### Sample Consideration:

#### 40 Unit Single Site PSH

Estimated TDC: **\$12,000,000**  
 Estimated Per Unit Cost: **\$300,000**  
 Regional Contribution: **\$ 9,504,492**  
 Finance Gap: **\$ 2,495,508**

### Key Decision Points:

Fund existing projects already in development **OR** solicit and fund a new project

Jointly fund projects **OR** each jurisdiction solicit and fund projects separately.

### Additional Financing Resources:

LIHTC  
 DHCD (HOME, National Housing Trust Fund, Virginia Housing Trust Fund, HOME-ARP)

## Preferences & Referral Method

### Our recommendation:

REFERRALS will be received from Homeless Crisis Line and Housing Resource Line with PREFERENCE given to Homeless Crisis Line referrals. PRIORITIZATION will align with the Coordinated Entry process. CE prioritization factors will expand to cover the HRL referrals. Prioritization factors include vulnerability and safety of the household, homelessness status, potential for diversion/prevention, and other factors. No member of any QP will be excluded.

## Limitations

### Our recommendation:

Do NOT impose limitations



## Ensuring Quality - Recommendations

- Ensure quality projects by incorporating national standards for supportive housing into program design, solicitations, monitoring, specifically:
  - Tenant driven planning and operations
  - Housing First and Harm Reduction
  - Trauma informed design and service delivery
  - Low barrier access and tenant selection criteria and selection
  - Coordination between property management and services, including eviction prevention

See more at: [Standards-for-Quality-Supportive-Housing-Guidebook-2022.pdf \(csh.org\)](#)

## Regional Coordination and Project Management - Recommendations

- Establish regional implementation structure for ongoing coordination, planning, and monitoring
- Consider **one jurisdiction as playing lead role** in regional coordination
- **Start conversations early** with RRHA, PHA (Housing Resource Line) and Homeward to develop referral process
- Use this structure to **advance continued focus on regional housing** pipeline development
- Establish **regular coordination meetings with state** multifamily funding partners (DHCD, VH)

# THANK YOU!



stay connected  
  
 csh.org

