



CITY OF RICHMOND, VIRGINIA

PROPOSED

Capital Improvement Program

FISCAL YEARS 2013-2017

MOVING TOWARDS A TIER ONE CITY



BUILDING A BETTER RICHMOND * BUILDING A BETTER RICHMOND * BUILD
RICHMOND * BUILDING A BETTER RICHMOND * BUILDING A BETTER RICH


THE OFFICE OF THE MAYOR
presents

PROPOSED CAPITAL IMPROVEMENT PROGRAM

Fiscal Years 2013-2017

**The Honorable
Dwight C. Jones**

Mayor
The City of Richmond, Virginia



Moving Towards A Tier One City

CITY OF RICHMOND, VIRGINIA

PROPOSED

Capital Improvement Program

Fiscal Year 2013-2017


**MAYOR
DWIGHT C. JONES**

**Byron C. Marshall
Chief Administrative Officer**

**Rayford L. Harris, Jr.
Director of Budget & Strategic Planning**

**Edward (Flex) Mangold
Senior Budget & Management Analyst**

**Coral Faulkenbery
Administrative Project Analyst**



Special thanks to members of the following Departments that contributed to this document:

- Office of the Mayor**
- Office of the Chief Administrative Officer**
- Office of the Press Secretary**
- Department of Finance**
- Department of Information Technology - City Printing Services**

MAYOR'S MESSAGE

**CAPITAL BUDGET
OVERVIEW**

BACKGROUND

The City continues to emphasize the importance of addressing its infrastructure needs while also investing in economic development projects and improvements that will make a return on investment to the City's coffers. The City uses the Capital Improvement Program (CIP) to strategically invest in and develop capital projects. A project that is included in the City's capital budget is broadly defined as requiring the expenditure of public funds, for the purchase, construction, enhancement or replacement of physical infrastructure/assets.

To be included in the CIP, the project should cost more than \$25,000 and must have an expected useful life greater than the life-span of any debt used to fund the project. Projects include construction and major renovations of buildings; economic development activities; acquisition of property; improvements to roadways, bikeways, and sidewalks; and the efficient operation of the water, sewage and gas systems. Other costs associated with the capital budget include, but are not limited to, architectural and engineering fees and site development.

The City, in line with the practices of a well-managed government and city charter requirements, uses a long range planning process to develop a five-year CIP. Each capital project included in the five-year program has been recommended (and approved upon adoption) for additional or new funding in the first fiscal year of the plan and/or included as a planned project in the subsequent four fiscal years. Because of the multi-year nature of the CIP, it is a "living" document that outlines a project's past and future. For example, as a project is developed, the amount and timing of expenditures may allow budget appropriations to be moved out in the CIP or require that the appropriations be accelerated and the budget size increased or decreased. Therefore, each year, detailed analysis is conducted to ensure that the appropriate levels of spending and types of spending by project are understood and captured in the CIP.

GUIDING PRINCIPLES

For the CIP included in this budget, the City employed the fundamentals of outcome based budgeting in evaluating and recommending projects and funding. These basic principles include:

- Begin the process with departments closing and/or updating prior year capital projects and identifying new capital or funding needs;
- Identification and development of other capital needs based on citizen, legislative, and administration priorities and regional issues;
- Recommend a CIP that completes existing projects and appropriately funds new projects or costs within available funding levels;
- Continuation of fiscal processes to require that pay-as-you go revenues or other bond facilities are budgeted in a manner that maximizes their use first;
- Assure management of assets in keeping with best practices while preserving the existing tax base; and
- Position the City for the future through good financial stewardship and by outlining a realistic CIP plan within existing resources.

To guide the CIP decision-making process, projects, both new and existing, were evaluated on the degree to which they meet the following objectives or criteria:

- Address health concerns, safety or emergency needs;
- Ensure basic infrastructure is maintained and improved so that the useful life is maximized;
- Meet a legal or contractual obligation or federal or state mandate;
- Leverage outside funding including federal, state, regional or private funding;
- Result in unacceptable outcomes if the project is deferred;
- Enjoy broad community support; and
- Support the priority initiatives included in one or more of the City's seven focus areas.

SUMMARY OF CIP FUNDING AND MAJOR CIP PROJECTS

The Proposed General Fund CIP totals \$306.5 million in budget appropriations during the five years. Of that amount, \$108.7 million is included in fiscal year 2013.

The major CIP projects driving this funding level are five (5) projects that are consuming sixty-two (62%) of the total appropriations in the first year of the CIP – the new Justice Center and the four new schools. These five projects will be in design and construction during the next three years (2013-2015); therefore they are driving both the CIP budget appropriations and issuance of general obligation bonds. For the entire five year period, these five project consume forty-five (45%) of the planned general fund CIP.

The other major CIP project areas proposed and planned over the next five years, from a funding perspective, are transportation infrastructure with \$49.3 million and buildings and central systems funded with an additional \$28.7 million. Culture and Recreation projects, which consist primarily of parks and libraries, are another \$19.7 million. Finally, other Public Safety projects, including the replacement of the 800Mhz radio communications system are funded at \$31.4 million.

DEBT MANAGEMENT POLICIES

A key component of the CIP is the availability of debt capacity to finance CIP projects. The focus of the fiscal year 2013 budget was on improving the City's well-managed government practices. One of the identified areas was a review of the City's debt management policies, last updated in 1991. These policies and guidelines establish parameters for the planning, issuance, and management of debt. The following summarizes the revised policies:

- The amount of debt service will not exceed ten percent (10%) of the total budgeted expenditures.
- The City will not incur general obligation debt in excess of four and one half percent (4.5%) of its total taxable assessed values.
- General Obligation debt will be structured in a manner such that not less than 60% of the outstanding debt will be retired in 10 years.

- The City will issue debt with an average life that is consistent with the useful life of the project with a maximum maturity of 30 years.
- The City will strive to provide cash funding for a portion of the five-year CIP.

As part of the debt management policy review, a number of changes have been incorporated into the CIP's debt management strategy. These strategies are in keeping with other well-managed governments within the Commonwealth; particularly those rated Triple A by the three rating agencies.

The proposed debt utilized in funding the FY 2013 – FY 2017 Capital Improvement Program is within each of the limitations described above.

FUNDING THE CAPITAL IMPROVEMENT PROGRAM

Bonds (Debt) – The City's debt is defined by the sources of repayment: general fund supported debt service and non-general fund supported debt. General fund supported debt is pledged to be repaid from tax revenue and are referred to as general obligation or G.O. bonds. Non-general fund debt, which is typically issued for utilities projects, is intended to be repaid from revenue derived from other sources, such as fees or user charges.

Transfer from General Fund – Direct cash contribution to the CIP from the General Fund.

Grants – Primarily consist of Federal Enhancement Grants for specific projects, and other contributions from private sources.

Special Revenue Funds – Direct cash contribution to specific CIP projects directly related to the special fund.

New Justice Center Reimbursement – Funds provided by the Commonwealth of Virginia for 25 percent reimbursement upon completion of the construction of the new Justice center.

Regional Surface Transportation Funds (RSTP) – Federal funds allocated on a competitive basis by the Commonwealth through the Metropolitan Planning Organization for major construction projects. Distribution is based on reimbursement for expenditures incurred.

Congestion Mitigation and Air Quality Improvement Program (CMAQ) – Federal grant program for transportation projects with an aim to improve air quality passed through the State to the municipality via a statutory formula based on population and air quality classification as designated by the EPA. These funds are budgeted to specific projects through the federally-mandated regional metropolitan planning organization or MPO.

Pay-as-you-go-Funds (Cash) – Revenue derived by Public Utilities allocated as a direct cash contribution to the non-general fund CIP for utility related projects.

Other Funding Sources – Prior Appropriations – These dollars represent debt appropriations formerly allocated to other Capital Projects that have either been (1) completed under budget, or (2) discontinued.

PROJECT CATEGORY DESCRIPTIONS

General Fund Supported Projects:

City Facility Maintenance & Improvements – Improve the City’s public buildings infrastructure by providing adequate maintenance and construction of new and updated facilities.

Culture & Recreation – Enhance the City’s recreational and cultural facilities, including libraries, that provide opportunities for improved quality of life, cultural enrichment and promote tourism. These projects often have ties to other CIP projects by improving access to cultural and recreational opportunities for residents and visitors.

Economic & Community Development – Improve the City’s infrastructure systems, encourage the City’s continued economic vitality, and preserve and enhance the City’s taxable real estate base. These projects may provide funds for public infrastructure improvements designed to enhance and support private sector investments in a variety of neighborhood and commercial areas of the City.

Education – Enhance the educational infrastructure of the City to improve instructional service delivery. These projects are most likely to be school related activities, but can be any educational capital-type project. This area would include construction projects to improve, replace, and/or build new elementary, middle, and high school facilities. Related funds for acquisition of property and designs are also included.

Public Safety – Enhance the City’s public safety related infrastructure by providing adequate maintenance and construction of new and updated facilities.

Transportation – Improve the City’s roadway infrastructure system and satisfy the Commonwealth of Virginia’s mandate regarding the Urban Roadways Program. This would encompass improvements to primary and secondary vehicular passageways, bridges, sidewalks, street lighting, signalizations, safety, and other street and/or highway related projects.

City Equipment & Other – Usually, activities of this category are special in nature and do not fall within the other defined categories of the CIP Budget.

Non-General Fund (Utility) Supported Projects:

Gas Utility – Improve the City’s gas infrastructure system and perpetuate the City’s economic vitality.

Stormwater Utility – Improve the City’s stormwater infrastructure system, including miscellaneous drainage improvements, system repairs and rehabilitation, system cleaning and drainage studies in neighborhoods citywide.

Wastewater Utility – Improve the City’s wastewater infrastructure system, including the operation and maintenance of collection sewers, pump stations, and sewer force mains.

Water Utility – Improve the City’s water infrastructure and perpetuate the City’s economic vitality.

PROJECT INFORMATION

Capital Improvement Program Funding Sources – Lists the sources of revenue the City uses to fund capital projects.

Capital Improvement Program Uses of Funds – Lists the projects adopted in the first year of the five-year plan.

Capital Improvement Program Five-Year Program Summary – A summary of the five-year plan including all projects planned and/or approved in the adopted year and the four planned years.

Project Detail by Project Category – Projects shown on the five-year plan are listed individually with a description, history and key milestones, and a detailed financial breakdown,

Project Title – Provides a descriptive name for the project.

Category – Identifies the category in which the project is grouped.

Focus Area – Identifies which focus area(s) the project supports. The following acronyms/abbreviations are utilized for each respective Focus Area: Unique, Healthy and Inclusive Communities and Neighborhoods (UHICN); Economic Growth (EG); Community Safety and Well-Being (CSWB); Transportation (Trans.); Education and Workforce Development (EWD); Sustainability and the Natural Environment (SNE); and Well-Managed Government (WMG).

Location – Identifies the physical location of the project by council district. For generalized projects impacting all council districts the location is identified as “Citywide”.

Est. Completion Date – The date by which the project is expected to be completed.

Department – Identifies the City department that functions as the key liaison for the project.

Department Priority – Identifies the departmental priority level for the project as compared to the department’s other capital improvement program projects. This detail is primarily utilized during the budget deliberation and recommendation process to ensure alignment of key administrative and departmental priorities with capacity to fund projects.

Fund – Identifies the fund supporting the project, such as the general fund or the water utility fund.

Project (#) Number – Identifies the financial account the City uses to track project expenditures.

Description & Scope – Provides a brief and informative description of the project.

Purpose – Provides a brief and informative description of the purpose the project serves.

History & Key Milestones – Provides a brief and informative overview of the project’s history and key milestones that will be used to measure the progress of the project.

Financial Summary – The financial summary provides detailed information on the amounts appropriated for the project. This section includes the following:

- **FY 2013 Proposed** – Indicates the proposed amounts for the project. Amounts listed in FY 2014 – FY 2017 are planned amounts for the project in the upcoming years.
- **FY 2012 Adopted** – Indicates amounts which were approved for the project when the budget was authorized in the previous fiscal year.
- **Operating Budget Impact** – Indicates an on-going operating budget expense once the project is complete. These expenses will not be paid from the capital budget.
- **Prior Year Funding** – Indicates the dollars previously contributed to this project through previous budget appropriations.
- **Prior Year Available** – Indicates the portion of funding remaining from the prior year funding as of January 31, 2012.

- Remaining Need – Indicates the additional amount of capital funding needed to complete the project beyond the prior year funding, and the sum of the five-year proposed funding.
- FY 2013 Budget Distribution – Amounts indicated are a projection of how funds will be spent in the first year of funding.
- TBD: A “To be Determined” (TBD) is a placeholder and used for projects that have been identified as priorities based on the City’s guiding principles and project areas. Costs for these projects will be determined at a later time. These TBD costs may be located in either the first year of the FY 2012 budget year or in the out-years of the five-year CIP.

OPERATING IMPACT OF MAJOR CIP PROJECTS

The imminent impact of a capital improvement program project on the operating budget is a key factor in considering the inclusion of a project in the five-year plan. The operating costs of a project, and any savings resulting from the project, are captured in the Operating Budget. The City carefully considers all potential operating impacts before including a project in the five-year plan. These considerations are also included in the City’s five-year forecast.

**CAPITAL BUDGET
SOURCES & USES**

FY 2013 - FY 2017 Capital Improvement Program Funding Sources: All Funds Summary

| All Funds Sources of Funds | Proposed FY 2013 | Planned | | | | TOTAL |
|-------------------------------|---------------------|--------------------|--------------------|--------------------|--------------------|--------------------|
| | | FY2014 | FY2015 | FY2016 | FY 2017 | |
| Bonds | 156,441,198 | 168,158,500 | 98,697,751 | 127,092,009 | 111,415,827 | 661,805,285 |
| Short-Term Debt | - | 4,000,000 | 4,000,000 | 4,000,000 | 4,000,000 | 16,000,000 |
| Pay-as-you-go Sources | 19,934,200 | 24,516,000 | 55,058,000 | 26,712,000 | 23,420,000 | 149,640,200 |
| Other | 5,224,224 | 5,510,000 | 7,242,000 | 3,506,000 | 3,030,000 | 24,512,224 |
| Total: All Funds | 181,599,622 | 202,184,500 | 164,997,751 | 161,310,009 | 141,865,827 | 851,957,709 |

FY 2013 - FY 2017 Capital Improvement Program Funding Sources: Summary by Fund

| General Fund Sources of Funds | Proposed FY 2013 | Planned | | | | TOTAL |
|---|---------------------|--------------------|--------------------|--------------------|--------------------|--------------------|
| | | FY2014 | FY2015 | FY2016 | FY 2017 | |
| General Obligation Bonds | 103,255,198 | 83,051,500 | 16,340,751 | 39,439,009 | 35,663,827 | 277,750,285 |
| Short-Term Debt | - | 4,000,000 | 4,000,000 | 4,000,000 | 4,000,000 | 16,000,000 |
| Transfers from General Fund | 400,000 | - | - | - | - | 400,000 |
| Other Pay-as-you-go Sources | 5,719,200 | 1,000,000 | 30,900,000 | 1,000,000 | 1,200,000 | 39,819,200 |
| Federal & State Transportation Funds | 2,582,000 | 2,151,000 | 3,948,000 | - | - | 8,681,000 |
| Other | 570,224 | - | - | - | - | 570,224 |
| Total - General Fund Capital Funding | 112,526,622 | 90,202,500 | 55,188,751 | 44,439,009 | 40,863,827 | 343,220,709 |
| Non-General Fund Sources of Funds | Proposed FY 2013 | Planned | | | | TOTAL |
| | | FY2014 | FY2015 | FY2016 | FY 2017 | |
| Utility Revenue Bonds | 53,186,000 | 85,107,000 | 82,357,000 | 87,653,000 | 75,752,000 | 384,055,000 |
| Virginia Resource Authority Funds | 2,072,000 | 3,359,000 | 3,294,000 | 3,506,000 | 3,030,000 | 15,261,000 |
| Pay-as-you-go Cash Funding | 13,815,000 | 23,516,000 | 24,158,000 | 25,712,000 | 22,220,000 | 109,421,000 |
| Total - Non-General Fund Capital Funding | 69,073,000 | 111,982,000 | 109,809,000 | 116,871,000 | 101,002,000 | 508,737,000 |
| Grand Total: All Capital Funding | 181,599,622 | 202,184,500 | 164,997,751 | 161,310,009 | 141,865,827 | 851,957,709 |

Capital Improvement Program

Sources and Uses
Overview

FY 2013 - FY 2017 Capital Improvement Program Funding Sources Detail

| General Fund Sources of Funds | Proposed FY 2013 | Planned | | | | TOTAL |
|---|---------------------|--------------------|--------------------|--------------------|--------------------|--------------------|
| | | FY2014 | FY2015 | FY2016 | FY 2017 | |
| Bonds & Short-Term Debt | | | | | | |
| General Obligation Bonds | 103,255,198 | 83,051,500 | 16,340,751 | 39,439,009 | 35,663,827 | 277,750,285 |
| Short-Term Debt | - | 4,000,000 | 4,000,000 | 4,000,000 | 4,000,000 | 16,000,000 |
| Subtotal: Bonds | 103,255,198 | 87,051,500 | 20,340,751 | 43,439,009 | 39,663,827 | 293,750,285 |
| Other Pay-as-you-go Sources | | | | | | |
| Transfers from the General Fund | 400,000 | - | - | - | - | 400,000 |
| Grants | 519,200 | - | - | - | - | 519,200 |
| Special Revenue Funds | 200,000 | - | 200,000 | - | 200,000 | 600,000 |
| New Justice Center Reimbursement | - | - | 29,700,000 | - | - | 29,700,000 |
| Pay-as-you-go Funds Cash | 5,000,000 | 1,000,000 | 1,000,000 | 1,000,000 | 1,000,000 | 9,000,000 |
| Subtotal: Other Pay-as-you-go Sources | 6,119,200 | 1,000,000 | 30,700,000 | 1,000,000 | 1,200,000 | 40,219,200 |
| Federal & State Transportation Funds | | | | | | |
| Regional Surface Transportation Funds (RSTP) | 1,000,000 | 2,151,000 | 3,948,000 | - | - | 7,099,000 |
| CMAQ | 1,582,000 | - | - | - | - | 1,582,000 |
| Subtotal: Federal & State Transportation Funds | 2,582,000 | 2,151,000 | 3,948,000 | - | - | 8,681,000 |
| Other Funding Sources – Prior Appropriations | | | | | | |
| New Courts Facility | 104,678 | - | - | - | - | 104,678 |
| Martin Agency Subsurface | 25,000 | - | - | - | - | 25,000 |
| Hayden Avenue & Ritter Street Improvements | 78,579 | - | - | - | - | 78,579 |
| Libbie Hill Park Slope Repairs | 8,358 | - | - | - | - | 8,358 |
| Percent for the Arts (Marina Art) | 60,000 | - | - | - | - | 60,000 |
| Traffic Direction Conversion | 293,609 | - | - | - | - | 293,609 |
| Total Prior Appropriations | 570,224 | - | - | - | - | 570,224 |
| Total: General Fund Capital Funding | 112,526,622 | 90,202,500 | 55,188,751 | 44,439,009 | 40,863,827 | 343,220,709 |
| Non-General Fund | | | | | | |
| Non-General Fund Supported Sources | Proposed FY 2013 | Planned | | | | TOTAL |
| | | FY2014 | FY2015 | FY2016 | FY 2017 | |
| Utility Revenue Bonds | 53,186,000 | 85,107,000 | 82,357,000 | 87,653,000 | 75,752,000 | 384,055,000 |
| Virginia Resource Authority (VRA) funds | 2,072,000 | 3,359,000 | 3,294,000 | 3,506,000 | 3,030,000 | 15,261,000 |
| Pay-as-you-go Funds (Cash) | 13,815,000 | 23,516,000 | 24,158,000 | 25,712,000 | 22,220,000 | 109,421,000 |
| Total: Non-General Fund Capital Funding | 69,073,000 | 111,982,000 | 109,809,000 | 116,871,000 | 101,002,000 | 508,737,000 |
| Grand Total: All Capital Funding | 181,599,622 | 202,184,500 | 164,997,751 | 161,310,009 | 141,865,827 | 851,957,709 |

Capital Improvement Program: FY 2013 Uses of Funds

| Project Title | Page | Proposed FY 2013 |
|---|------|-------------------|
| General Fund | | |
| City Facility Maintenance & Improvements | | |
| City Hall Emergency Generator/Electrical Upgrades | 16 | 500,000 |
| City Hall Major Building Electrical Upgrades | 17 | 500,000 |
| City Hall Renovation Project | 18 | 500,000 |
| City Hall Replacement of Boilers & Systems | 19 | 200,000 |
| City Stadium Restoration | 20 | 400,000 |
| Coliseum Restoration | 21 | 400,000 |
| Conserve Energy & Improve Sustainability | 22 | - |
| Customer Relationship Management CRM Program | 23 | 1,218,039 |
| Finance ERP System | 24 | 1,227,171 |
| John Marshall Court Building | 25 | 250,000 |
| Major Buildings Renovations | 26 | 1,000,000 |
| Police Impound/Tow Lot | 27 | - |
| Subtotal: City Facility Maintenance & Improvements | | 6,195,210 |
| Culture & Recreation | | |
| Armstrong Playground Restoration | 28 | 68,500 |
| Cannon Creek Gateway Improvements | 29 | 542,000 |
| Cemetery Improvements | 30 | - |
| Church Hill Youth Development Center | 31 | - |
| Community Schools, Parks, and Libraries | 32 | 1,000,000 |
| Landmark Theatre | 33 | - |
| Library Retrofit | 34 | 1,000,000 |
| Major Parks Renovations | 35 | 250,000 |
| Monroe Park | 36 | - |
| Neighborhood Park Renovations | 37 | 550,000 |
| Parks and Recreation Building Maintenance | 38 | 250,000 |
| Swimming Pools Projects | 39 | 250,000 |
| Subtotal: Culture & Recreation | | 3,910,500 |
| Economic & Community Development | | |
| Boulevard Development Preparation Project | 40 | 3,825,000 |
| Corridor/Gateway Blight Abatement | 41 | 200,000 |
| Demolition & Blight Abatement | 42 | 400,000 |
| Dove Street Redevelopment | 43 | - |
| Eastview Initiative | 44 | 450,000 |
| Franklin Street Streetscape | 45 | 1,250,000 |
| Main Street Station Multi-Modal | 46 | 879,346 |
| Neighborhoods in Bloom | 47 | 100,000 |
| Public Housing Transformation | 48 | - |
| Riverfront Plan Implementation | 49 | 962,500 |
| Shockoe Revitalization Plan Implementation | 50 | 2,100,000 |
| Subtotal: Economic & Community Development | | 10,166,846 |
| Education | | |
| School CIP Planning & Const. | 51 | 20,412,757 |
| School Capital Maintenance | 52 | 500,000 |
| Schools ADA Compliance | 53 | 1,500,000 |
| Technology/Vocational School Improvements | 54 | (1,100,000) |

| Capital Improvement Program: FY 2013 Uses of Funds | | |
|---|------|--------------------|
| Project Title | Page | Proposed FY 2013 |
| Subtotal: Education | | 21,312,757 |
| Public Safety | | |
| 800 MHz | 55 | - |
| City Jail | 56 | 300,000 |
| New City Justice Center | 57 | 45,000,000 |
| Fire Station Renovations | 58 | 500,000 |
| Juvenile Detention Center | 59 | 400,000 |
| Oliver Hill Courts Building | 60 | 400,000 |
| Police Firing Range/Caroline Co. | 61 | 500,000 |
| RAA Buildings and Property Improvements | 62 | 50,000 |
| Replacement of Fire Station 17 | 63 | 500,000 |
| Subtotal: Public Safety | | 47,650,000 |
| Transportation | | |
| 2015 Road World Cycling Championship | 64 | 1,000,000 |
| 2 nd Street Connector Road | 65 | 385,000 |
| Bicycle Connector | 66 | 130,000 |
| Bike Lane Installations | 67 | 126,500 |
| Bike Lanes (Sharrows) | 68 | 250,000 |
| Bike Parking Racks | 69 | 25,000 |
| Brookland Park Boulevard Streetscape | 70 | 150,000 |
| Canal Walk – Reynolds to 10 th Street | 71 | 1,793,609 |
| Council District Project | 72 | 2,000,000 |
| Deepwater Terminal Road to Goodes Street | 73 | - |
| East Broad Street Gateway - Broad Street & Historic Slave Burial Ground | 74 | 635,000 |
| Forest Hill Avenue: Hathaway Road to East Junction (VDOT) | 75 | 500,000 |
| German School Road: Glenway to Warwick Road (VDOT) | 76 | 30,000 |
| Jahnke Road: Blakemore Road to Forest Hill Ave (VDOT) | 77 | 2,082,000 |
| Major Bridge Improvements | 78 | 1,000,000 |
| Matching Funds for Federal Grants | 79 | (127,000) |
| Midlothian Turnpike: Belt Blvd to Chippenham Pkwy (VDOT) | 80 | 300,000 |
| Riverside Drive Guardrail | 81 | 300,000 |
| RMA Plaza Joint Improvements | 82 | 850,000 |
| Sidewalk Projects | 83 | 750,000 |
| Street Lighting: General | 84 | 300,000 |
| Street, Sidewalks & Alley Improvements | 85 | 200,000 |
| Traffic Calming | 86 | 200,000 |
| Traffic Control Installation | 87 | 200,000 |
| Transportation Projects | 88 | 5,000,000 |
| Virginia Capital Trail | 89 | 11,200 |
| Subtotal: Transportation | | 18,091,309 |
| City Equipment & Other Infrastructure Investment | | |
| Fleet Replacement | 90 | 5,000,000 |
| Replace Parking Equipment | 91 | 200,000 |
| Subtotal: City Equipment & Other Infrastructure Investment | | 5,200,000 |
| Total: General Fund | | 112,526,622 |

| Capital Improvement Program: FY 2013 Uses of Funds | | |
|--|------|--------------------|
| Project Title | Page | Proposed FY 2013 |
| Non-General Fund | | |
| Gas Utility | | |
| Gas Utility New Business | 92 | 11,636,000 |
| System Replacement | 93 | 20,229,000 |
| Subtotal: Gas Utility | | 31,865,000 |
| Stormwater Utility | | |
| Stormwater Facilities Improvements | 94 | 3,500,000 |
| Subtotal: Stormwater Utility | | 3,500,000 |
| Wastewater Utility | | |
| City of Richmond Floodwall | 95 | 266,000 |
| Sanitary Sewers | 96 | 15,112,000 |
| Wastewater Treatment | 97 | - |
| Subtotal: Wastewater Utility | | 15,378,000 |
| Water Utility | | |
| Distribution System Improvements | 98 | 11,987,000 |
| Major Plant & Pumping Improvements | 99 | 1,837,000 |
| Transmission Main Improvements | 100 | 4,506,000 |
| Subtotal: Water Utility | | 18,330,000 |
| Total: Non-General Fund | | 69,073,000 |
| Grand Total: Capital Improvement | | 181,599,622 |

Capital Improvement Program

Sources and Uses
Overview

FY 2013 - FY 2017 Proposed Capital Improvement Program

| Project Title | Page | Originally Planned FY 2013 | Proposed FY 2013 | Planned | | | | TOTAL |
|---|------|----------------------------------|---------------------|------------------|------------------|------------------|------------------|-------------------|
| | | | | FY2014 | FY2015 | FY2016 | FY 2017 | |
| General Fund Capital | | | | | | | | |
| City Facility Maintenance & Improvements | | | | | | | | |
| City Hall Emergency Generator/Electrical Upgrades | 16 | 500,000 | 500,000 | 500,000 | - | - | - | 1,000,000 |
| City Hall Major Building Electrical Upgrades | 17 | - | 500,000 | - | - | - | - | 500,000 |
| City Hall Renovation Project | 18 | - | 500,000 | - | - | - | - | 500,000 |
| City Hall Replacement of Boilers & Systems | 19 | 200,000 | 200,000 | - | - | - | - | 200,000 |
| City Stadium Restoration | 20 | - | 400,000 | - | - | - | - | 400,000 |
| Coliseum Restoration | 21 | 400,000 | 400,000 | 400,000 | 400,000 | - | - | 1,200,000 |
| Conserve Energy & Improve Sustainability | 22 | - | - | - | - | 1,000,000 | 1,000,000 | 2,000,000 |
| Customer Relationship Management CRM Program | 23 | - | 1,218,039 | 1,305,311 | - | - | - | 2,523,350 |
| Finance ERP System | 24 | 1,227,171 | 1,227,171 | - | - | - | - | 1,227,171 |
| John Marshall Court Building | 25 | 250,000 | 250,000 | 300,000 | - | - | - | 550,000 |
| Major Buildings Renovations | 26 | 2,000,000 | 1,000,000 | 1,000,000 | 2,000,000 | 5,650,000 | 5,725,000 | 15,375,000 |
| Police Impound/Tow Lot | 27 | - | - | - | - | 786,000 | 2,290,780 | 3,076,780 |
| Subtotal: City Facility Maintenance & Improvements | | 4,577,171 | 6,195,210 | 3,505,311 | 2,400,000 | 7,436,000 | 9,015,780 | 28,552,301 |
| Culture & Recreation | | | | | | | | |
| Armstrong Playground Restoration | 28 | - | 68,500 | 335,000 | - | - | - | 403,500 |
| Cannon Creek Gateway Improvements | 29 | 542,000 | 542,000 | - | - | - | - | 542,000 |
| Cemetery Improvements | 30 | - | - | - | - | 125,000 | - | 125,000 |
| Church Hill Youth Development Center | 31 | 200,000 | - | - | - | - | 200,000 | 200,000 |
| Community Schools/Parks/ Libraries | 32 | 1,000,000 | 1,000,000 | 1,000,000 | 1,000,000 | 800,000 | - | 3,800,000 |
| Landmark Theatre | 33 | - | - | 14,000,000 | - | - | - | 14,000,000 |
| Library Retrofit | 34 | 1,000,000 | 1,000,000 | 1,000,000 | 1,200,000 | - | 591,719 | 3,791,719 |
| Major Parks Renovations | 35 | 250,000 | 250,000 | 500,000 | 500,000 | 1,100,000 | 1,150,000 | 3,500,000 |
| Monroe Park | 36 | 435,000 | - | 435,000 | 1,235,000 | - | - | 1,670,000 |
| Neighborhood Park Renovations | 37 | 550,000 | 550,000 | 250,000 | 500,000 | 750,000 | 750,000 | 2,800,000 |
| Parks and Recreation Building Maintenance | 38 | 250,000 | 250,000 | 250,000 | 250,000 | 375,000 | 350,000 | 1,475,000 |
| Swimming Pools Projects | 39 | 250,000 | 250,000 | 250,000 | 250,000 | 250,000 | 350,000 | 1,350,000 |

Capital Improvement Program

Sources and Uses
Overview

FY 2013 - FY 2017 Proposed Capital Improvement Program

| Project Title | Page | Originally Planned FY 2013 | Proposed FY 2013 | Planned | | | | TOTAL |
|---|------|----------------------------------|---------------------|-------------------|-------------------|------------------|------------------|-------------------|
| | | | | FY2014 | FY2015 | FY2016 | FY 2017 | |
| Subtotal: Culture & Recreation | | 4,477,000 | 3,910,500 | 18,020,000 | 4,935,000 | 3,400,000 | 3,391,719 | 33,657,219 |
| Economic & Community Development | | | | | | | | |
| Boulevard Development Preparation Project | 40 | - | 3,825,000 | - | - | - | - | 3,825,000 |
| Corridor/Gateway Blight Abatement | 41 | 200,000 | 200,000 | 200,000 | 200,000 | 200,000 | 200,000 | 1,000,000 |
| Demolition & Blight Abatement | 42 | 400,000 | 400,000 | - | - | - | - | 400,000 |
| Dove Street Redevelopment | 43 | 1,500,000 | - | - | - | - | - | - |
| Eastview Initiative | 44 | 450,000 | 450,000 | - | - | - | - | 450,000 |
| Franklin Street Streetscape | 45 | - | 1,250,000 | 1,250,000 | - | - | - | 2,500,000 |
| Main Street Station Multi-Modal | 46 | 479,346 | 879,346 | - | - | - | - | 879,346 |
| Neighborhoods in Bloom | 47 | 100,000 | 100,000 | 100,000 | 100,000 | 100,000 | 100,000 | 500,000 |
| Public Housing Transformation | 48 | - | - | 2,500,000 | - | 2,500,000 | - | 5,000,000 |
| Riverfront Plan Implementation | 49 | - | 962,500 | 4,037,500 | - | - | - | 5,000,000 |
| Shockoe Revitalization Plan Implementation | 50 | - | 2,100,000 | - | - | - | - | 2,100,000 |
| Subtotal: Economic & Community Development | | 3,129,346 | 10,166,846 | 8,087,500 | 300,000 | 2,800,000 | 300,000 | 21,654,346 |
| Education | | | | | | | | |
| School CIP Planning & Const. | 51 | 18,559,181 | 20,412,757 | 21,336,361 | 17,274,423 | 5,951,681 | - | 64,975,222 |
| School Maintenance | 52 | 500,000 | 500,000 | 500,000 | 500,000 | 500,000 | 500,000 | 2,500,000 |
| Schools ADA Compliance | 53 | 1,500,000 | 1,500,000 | - | 2,700,000 | - | - | 4,200,000 |
| Technology/Vocational School Improvements | 54 | - | (1,100,000) | - | 1,100,000 | - | - | - |
| Subtotal: Education | | 20,559,181 | 21,312,757 | 21,836,361 | 21,574,423 | 6,451,681 | 500,000 | 71,675,222 |
| Public Safety | | | | | | | | |
| 800 MHz | 55 | - | - | - | - | 9,500,000 | 12,650,000 | 22,150,000 |
| City Jail | 56 | - | 300,000 | 300,000 | - | - | - | 600,000 |
| New City Justice Center | 57 | 46,000,000 | 45,000,000 | 19,500,000 | 7,500,000 | - | - | 72,000,000 |
| Fire Station Renovations | 58 | 500,000 | 500,000 | 500,000 | 500,000 | 500,000 | 500,000 | 2,500,000 |
| Juvenile Detention Center | 59 | - | 400,000 | 400,000 | 400,000 | 400,000 | 400,000 | 2,000,000 |
| Oliver Hill Courts Building | 60 | - | 400,000 | 400,000 | 400,000 | 400,000 | 400,000 | 2,000,000 |
| Police Firing Range/Caroline Co. | 61 | 1,000,000 | 500,000 | 500,000 | - | - | - | 1,000,000 |
| RAA Buildings and Property Improvements | 62 | 50,000 | 50,000 | 250,000 | 300,000 | - | - | 600,000 |

Capital Improvement Program

Sources and Uses
Overview

FY 2013 - FY 2017 Proposed Capital Improvement Program

| Project Title | Page | Originally Planned FY 2013 | Proposed FY 2013 | Planned | | | | TOTAL |
|---|------|----------------------------|-------------------|-------------------|------------------|-------------------|-------------------|--------------------|
| | | | | FY2014 | FY2015 | FY2016 | FY 2017 | |
| Replacement of Fire Station 17 | 63 | 300,000 | 500,000 | - | - | - | - | 500,000 |
| Subtotal: Public Safety | | 47,850,000 | 47,650,000 | 21,850,000 | 9,100,000 | 10,800,000 | 13,950,000 | 103,350,000 |
| Transportation | | | | | | | | |
| 2015 Road World Cycling Championship | 64 | - | 1,000,000 | 970,000 | - | - | - | 1,970,000 |
| 2 nd Street Connector Road | 65 | - | 385,000 | 106,328 | 106,328 | 106,328 | 106,328 | 810,312 |
| Bicycle Connector | 66 | - | 130,000 | - | - | - | - | 130,000 |
| Bike Lane Installations | 67 | - | 126,500 | - | - | - | - | 126,500 |
| Bike Lanes (Sharrows) | 68 | 250,000 | 250,000 | 100,000 | 100,000 | 100,000 | - | 550,000 |
| Bike Parking Racks | 69 | - | 25,000 | 25,000 | 25,000 | 25,000 | 25,000 | 125,000 |
| Brookland Park Boulevard Streetscape | 70 | - | 150,000 | - | - | - | - | 150,000 |
| Canal Walk – Reynolds to 10 th Street | 71 | - | 1,793,609 | - | - | - | - | 1,793,609 |
| Council District Project | 72 | - | 2,000,000 | 1,000,000 | 1,000,000 | 1,000,000 | 2,000,000 | 7,000,000 |
| Deepwater Terminal Road to Goodes Street | 73 | - | - | 250,000 | - | 1,750,000 | - | 2,000,000 |
| East Broad Street Gateway - Broad Street & Historic Slave Burial Ground | 74 | - | 635,000 | - | - | - | - | 635,000 |
| Forest Hill Avenue: Hathaway Road to East Junction (VDOT) | 75 | - | 500,000 | - | - | - | - | 500,000 |
| German School Road: Glenway to Warwick Road (VDOT) | 76 | - | 30,000 | - | - | - | - | 30,000 |
| Jahnke Road: Blakemore Road to Forest Hill Ave (VDOT) | 77 | 1,000,000 | 2,082,000 | 2,152,000 | 3,948,000 | - | - | 8,182,000 |
| Major Bridge Improvements | 78 | 1,000,000 | 1,000,000 | 750,000 | 1,000,000 | 750,000 | 1,155,000 | 4,655,000 |
| Matching Funds For Federal Grant | 79 | - | (127,000) | - | - | 70,000 | 70,000 | 13,000 |
| Midlothian Turnpike: Belt Blvd to Chippenham Pkwy (VDOT) | 80 | 100,000 | 300,000 | - | - | - | - | 300,000 |
| Riverside Drive Guardrail | 81 | - | 300,000 | - | - | - | - | 300,000 |
| RMA Plaza Joint Improvements | 82 | - | 850,000 | - | - | - | - | 850,000 |
| Sidewalk Projects | 83 | 750,000 | 750,000 | 650,000 | 600,000 | 850,000 | 800,000 | 3,650,000 |
| Street Lighting/General | 84 | 300,000 | 300,000 | 300,000 | 300,000 | 300,000 | 300,000 | 1,500,000 |
| Street, Sidewalks & Alley Improvements (Emergency Repairs) | 85 | 200,000 | 200,000 | 200,000 | 200,000 | 200,000 | 450,000 | 1,250,000 |
| Traffic Calming | 86 | 200,000 | 200,000 | 200,000 | 200,000 | 200,000 | 200,000 | 1,000,000 |

Capital Improvement Program

Sources and Uses
Overview

FY 2013 - FY 2017 Proposed Capital Improvement Program

| Project Title | Page | Originally Planned FY 2013 | Proposed FY 2013 | Planned | | | | TOTAL |
|--|------|----------------------------------|---------------------|--------------------|--------------------|--------------------|--------------------|--------------------|
| | | | | FY2014 | FY2015 | FY2016 | FY 2017 | |
| Traffic Control Installation | 87 | 200,000 | 200,000 | 200,000 | 200,000 | 200,000 | 400,000 | 1,200,000 |
| Traffic Direction Conversions | -- | 1,500,000 | - | - | - | - | - | - |
| Transportation Projects | 88 | 4,050,000 | 5,000,000 | 5,000,000 | 4,000,000 | 3,000,000 | 3,000,000 | 20,000,000 |
| Virginia Capital Trail | 89 | - | 11,200 | - | - | - | - | 11,200 |
| Subtotal: Transportation | | 9,550,000 | 18,091,309 | 11,903,328 | 11,679,328 | 8,551,328 | 8,506,328 | 58,731,621 |
| City Equipment & Other Infrastructure Investments | | | | | | | | |
| Fleet Replacement | 90 | 5,000,000 | 5,000,000 | 5,000,000 | 5,000,000 | 5,000,000 | 5,000,000 | 25,000,000 |
| Replace Parking Equipment | 91 | 200,000 | 200,000 | - | 200,000 | - | 200,000 | 600,000 |
| Total City Equipment & Other Investments | | 5,200,000 | 5,200,000 | 5,000,000 | 5,200,000 | 5,000,000 | 5,200,000 | 25,600,000 |
| Total General Fund Capital | | 95,342,698 | 112,526,622 | 90,202,500 | 55,188,751 | 44,439,009 | 40,863,827 | 343,220,709 |
| Non-General Fund Capital | | | | | | | | |
| Gas Utility | | | | | | | | |
| Gas Utility New Business | 92 | 10,309,000 | 11,636,000 | 9,444,000 | 15,270,000 | 14,716,000 | 13,495,000 | 64,561,000 |
| System Replacement | 93 | 19,581,000 | 20,229,000 | 21,042,000 | 21,540,000 | 21,636,000 | 22,330,000 | 106,777,000 |
| Subtotal: Gas Utility | | 29,890,000 | 31,865,000 | 30,486,000 | 36,810,000 | 36,352,000 | 35,825,000 | 171,338,000 |
| Stormwater Utility | | | | | | | | |
| Stormwater Facilities Improvements | 94 | 3,500,000 | 3,500,000 | 27,558,000 | 15,285,000 | 16,613,000 | 17,000,000 | 79,956,000 |
| Subtotal: Stormwater | | 3,500,000 | 3,500,000 | 27,558,000 | 15,285,000 | 16,613,000 | 17,000,000 | 79,956,000 |
| Wastewater Utility | | | | | | | | |
| City of Richmond Floodwall | 95 | 266,000 | 266,000 | 1,950,000 | - | - | - | 2,216,000 |
| Sanitary Sewers | 96 | 15,112,000 | 15,112,000 | 15,344,000 | 15,700,000 | 20,242,000 | 16,424,000 | 82,822,000 |
| Wastewater Treatment | 97 | 12,161,000 | - | 12,395,000 | 16,834,000 | 6,460,000 | 9,971,000 | 45,660,000 |
| Subtotal: Wastewater | | 27,539,000 | 15,378,000 | 29,689,000 | 32,534,000 | 26,702,000 | 26,395,000 | 130,698,000 |
| Water Utility | | | | | | | | |
| Distribution System Improvements | 98 | 9,664,000 | 11,987,000 | 10,580,000 | 11,366,000 | 11,082,000 | 11,460,000 | 56,475,000 |
| Major Plant & Pumping Improvements | 99 | 32,916,000 | 1,837,000 | 12,369,000 | 7,114,000 | 17,514,000 | 4,771,000 | 43,605,000 |
| Transmission Main Improvements | 100 | 6,437,000 | 4,506,000 | 1,300,000 | 6,700,000 | 8,608,000 | 5,551,000 | 26,665,000 |
| Subtotal: Water Utility | | 49,017,000 | 18,330,000 | 24,249,000 | 25,180,000 | 37,204,000 | 21,782,000 | 126,745,000 |
| Total Non-General Fund Capital | | 109,946,000 | 69,073,000 | 111,982,000 | 109,809,000 | 116,871,000 | 101,002,000 | 508,737,000 |
| Total Capital Improvement Program | | 205,288,698 | 181,599,622 | 202,184,500 | 164,997,751 | 161,310,009 | 141,865,827 | 851,957,709 |

City Facilities



CITY HALL EMERGENCY GENERATOR/ELECTRICAL UPGRADES

CATEGORY: CITY FACILITIES

DEPARTMENT: PUBLIC WORKS

FOCUS AREA: WMG

DEPARTMENT PRIORITY: 1

LOCATION: CITYWIDE

FUND: 040

EST. COMPLETION DATE: FY 2016

PROJECT #: 230-8140

DESCRIPTION & SCOPE: This project replaces the existing electrical systems, and installs and upgrades the emergency lighting (egress lighting system) in City Hall. This project also includes improvements to the S-buss, panels, gears, and other electrical systems in the building.



PURPOSE: To maintain the function and operational efficiency of City Hall by prolonging the useful life of the building and systems.

HISTORY & KEY MILESTONES: Through FY 2011, fifty percent of the Standby (Emergency) Electrical Power (SEP) system has been replaced. The generator and switch gear were installed in 2008 through 2011. The proposed and future allocations will fund the continued replacement and upgrade of the SEP distribution system.

FINANCIAL SUMMARY

| | FY 2012 | FY 2013 | FY 2014 | FY 2015 | FY 2016 | FY 2017 | TOTAL FY 2013-2017 |
|-------------------------|---------|---------|---------|---------|---------|---------|--------------------|
| FY 2013 PROPOSED | N/A | 500,000 | 500,000 | - | - | - | 1,000,000 |
| FY 2012 ADOPTED | 500,000 | 500,000 | 500,000 | - | - | N/A | 1,000,000 |
| CHANGE | N/A | - | - | - | - | - | - |

OPERATING IMPACT THE REPLACEMENT OF OLDER EQUIPMENT WILL RESULT IN OPERATION COST EFFICIENCIES.

| | |
|---------------------------|------------------|
| TOTAL PROJECT COST | 1,655,000 |
| PRIOR YEAR FUNDING | 655,000 |
| PRIOR YEAR AVAILABLE | 500,000 |
| FY 2013 PROPOSED | 500,000 |
| FY 2014 – FY 2017 PLANNED | 500,000 |
| REMAINING NEED | - |

| FY 2013 BUDGET DISTRIBUTION | |
|------------------------------|----------------|
| | AMOUNT |
| PLANNING/DESIGN | - |
| ACQUISITION/RELOCATION | - |
| SITE IMPROVEMENTS | - |
| CONSTRUCTION | 500,000 |
| FURNITURE/FIXTURES/EQUIPMENT | - |
| OTHER | - |
| TOTAL | 500,000 |

FUNDING SOURCE(S): GENERAL OBLIGATION BONDS

NOTES:

CITY HALL MAJOR BUILDING ELECTRICAL UPGRADES

CATEGORY: CITY FACILITIES
FOCUS AREA: WMG
LOCATION: CITYWIDE
EST. COMPLETION DATE: FY 2016

DEPARTMENT: PUBLIC WORKS
DEPARTMENT PRIORITY: 1
FUND: 040
PROJECT #: 230-8130



DESCRIPTION & SCOPE: This project enables critical maintenance to operational electrical systems at City Hall. Included in critical maintenance is the replacement of existing electrical panel boards on each floor of City Hall and the replacement of approximately 3,000 linear feet of main electrical buss duct.

PURPOSE: To maintain the function and operational efficiency of City Hall by prolonging the useful life of the building and systems.

HISTORY & KEY MILESTONES: Forty percent of the normal electrical system has been replaced. Continued funding is required to complete the project.

FINANCIAL SUMMARY

| | FY 2012 | FY 2013 | FY 2014 | FY 2015 | FY 2016 | FY 2017 | TOTAL FY 2013-2017 |
|-------------------------|---------|---------|---------|---------|-------------|---------|--------------------|
| FY 2013 PROPOSED | N/A | 500,000 | - | - | - | - | 500,000 |
| FY 2012 ADOPTED | - | - | - | - | 1,000,000 | N/A | 1,000,000 |
| CHANGE | N/A | 500,000 | - | - | (1,000,000) | - | (500,000) |

OPERATING IMPACT THE REPLACEMENT OF OLDER EQUIPMENT WILL RESULT IN OPERATION COST EFFICIENCIES.

| | |
|---------------------------|------------------|
| TOTAL PROJECT COST | 7,060,000 |
| PRIOR YEAR FUNDING | 3,560,000 |
| PRIOR YEAR AVAILABLE | 2,116,942 |
| FY 2013 PROPOSED | 500,000 |
| FY 2014 – FY 2017 PLANNED | - |
| REMAINING NEED | 3,000,000 |

| FY 2013 BUDGET DISTRIBUTION | |
|------------------------------|----------------|
| | AMOUNT |
| PLANNING/DESIGN | - |
| ACQUISITION/RELOCATION | - |
| SITE IMPROVEMENTS | - |
| CONSTRUCTION | 500,000 |
| FURNITURE/FIXTURES/EQUIPMENT | - |
| OTHER | - |
| TOTAL | 500,000 |

FUNDING SOURCE(S): GENERAL OBLIGATION BONDS

NOTES:

CITY HALL RENOVATION PROJECT

CATEGORY: CITY FACILITIES

FOCUS AREA: WMG

LOCATION: CITYWIDE

EST. COMPLETION DATE: FY 2016

DEPARTMENT: PUBLIC WORKS

DEPARTMENT PRIORITY: 1

FUND: 040

PROJECT #: NEW



DESCRIPTION & SCOPE: This project will provide funds for remodeling of several floors of City Hall and a re-stacking of the building. Major emphasis will be placed on the first floor Finance Department areas and the Lobby. Remodeling of the Main Lobby and Finance Department will provide residents and customers with retooled office space that emphasizes one-stop customer service in an aesthetically pleasing environment.

PURPOSE: To maintain the function and operational efficiency of City Hall by prolonging the useful life of the building and systems. Space utilization is a major concern and using the building to optimum efficiency is of major importance.

The current proposed funding will be used to free-up an entire floor(s), build-out temporary work space(s) prior to and during the installation of major building system upgrades. The freeing up of a floor(s) will minimize disruption to daily City Hall operations and provide continuous service to residents and customers.

HISTORY & KEY MILESTONES: Many of the floors have not been renovated or remodeled since the building was constructed. The renovation project will be completed in four phases: Phase 1: Space study; Phase 2: Floor Plan Design; Phase 3: Construction Planning; and Phases 4: Construction. It is anticipated that design and construction phase will begin August 2012.

FINANCIAL SUMMARY

| | FY 2012 | FY 2013 | FY 2014 | FY 2015 | FY 2016 | FY 2017 | TOTAL FY 2013-2017 |
|-------------------------|--|---------|---------|---------|---------|---------|--------------------|
| FY 2013 PROPOSED | N/A | 500,000 | - | - | - | - | 500,000 |
| FY 2012 ADOPTED | - | - | - | - | - | N/A | - |
| CHANGE | N/A | 500,000 | - | - | - | - | 500,000 |
| OPERATING IMPACT | THE REPLACEMENT OF OLDER EQUIPMENT WILL RESULT IN OPERATION COST EFFICIENCIES. | | | | | | |

| | |
|---------------------------|------------------|
| TOTAL PROJECT COST | 3,000,000 |
| PRIOR YEAR FUNDING | - |
| PRIOR YEAR AVAILABLE | - |
| FY 2013 PROPOSED | 500,000 |
| FY 2014 – FY 2017 PLANNED | - |
| REMAINING NEED | 2,500,000 |

| FY 2013 BUDGET DISTRIBUTION | |
|------------------------------|----------------|
| | AMOUNT |
| PLANNING/DESIGN | 500,000 |
| ACQUISITION/RELOCATION | - |
| SITE IMPROVEMENTS | - |
| CONSTRUCTION | - |
| FURNITURE/FIXTURES/EQUIPMENT | - |
| OTHER | - |
| TOTAL | 500,000 |

FUNDING SOURCE(S): GENERAL OBLIGATION BONDS

NOTES:

CITY HALL REPLACEMENT OF BOILERS AND SYSTEMS

CATEGORY: CITY FACILITIES

DEPARTMENT: PUBLIC WORKS

FOCUS AREA: WMG

DEPARTMENT PRIORITY: 1

LOCATION: CITYWIDE

FUND: 040

EST. COMPLETION DATE: FY 2020

PROJECT #: 230-8223

DESCRIPTION & SCOPE: This project provides improvements of and replacements to the City Hall Boiler and related systems. The specific scope of work includes steam piping and chill water system replacement, ensuring continued adequate heating and cooling of the building.



PURPOSE: To maintain the function and operational efficiency of City Hall, prolong the useful life of the building and systems, and ensure adequate heating and cooling of the building.

HISTORY & KEY MILESTONES: Prior appropriations for this project funded limited replacement of the steam piping and chill water systems. The FY 2013 proposed and future appropriations will fund additional pipe replacements.

FINANCIAL SUMMARY

| | FY 2012 | FY 2013 | FY 2014 | FY 2015 | FY 2016 | FY 2017 | TOTAL FY 2013-2017 |
|-------------------------|---------|---------|---------|---------|---------|---------|--------------------|
| FY 2013 PROPOSED | N/A | 200,000 | - | - | - | - | 200,000 |
| FY 2012 ADOPTED | 200,000 | 200,000 | - | - | - | N/A | 200,000 |
| CHANGE | N/A | - | - | - | - | - | - |

OPERATING IMPACT THE REPLACEMENT OF OLDER EQUIPMENT WILL RESULT IN OPERATION COST EFFICIENCIES.

| | |
|---------------------------|------------------|
| TOTAL PROJECT COST | 1,096,000 |
| PRIOR YEAR FUNDING | 896,000 |
| PRIOR YEAR AVAILABLE | 777,475 |
| FY 2013 PROPOSED | 200,000 |
| FY 2014 – FY 2017 PLANNED | - |
| REMAINING NEED | - |

| FY 2013 BUDGET DISTRIBUTION | |
|------------------------------|----------------|
| | AMOUNT |
| PLANNING/DESIGN | - |
| ACQUISITION/RELOCATION | - |
| SITE IMPROVEMENTS | - |
| CONSTRUCTION | 200,000 |
| FURNITURE/FIXTURES/EQUIPMENT | - |
| OTHER | - |
| TOTAL | 200,000 |

FUNDING SOURCE(S): GENERAL OBLIGATION BONDS

NOTES:

CITY STADIUM RESTORATION AND IMPROVEMENTS

CATEGORY: CITY FACILITIES

FOCUS AREA: EG, UHICN

LOCATION: 5

EST. COMPLETION DATE: JULY 2013

DEPARTMENT: ECONOMIC & COMMUNITY DEVELOPMENT

DEPARTMENT PRIORITY:

FUND: 040

PROJECT #: NEW



DESCRIPTION & SCOPE: This project would make improvements to City Stadium necessary to support an active confidential business attraction project. It is anticipated that these improvements would enhance the City of Richmond's opportunity to attract this renowned prospect. Proposed improvements include the development of a second field with lighting (\$325,000), improvements to the locker rooms (\$50,000), and other associated improvements needed (\$25,000).

PURPOSE: To improve a City-owned asset to attract a business prospect as well as attracting other associated activities.

HISTORY & KEY MILESTONES: The City Stadium project has not been previously funded. Any future allocations will be utilized for planning,

design and site improvements.

FINANCIAL SUMMARY

| | FY 2012 | FY 2013 | FY 2014 | FY 2015 | FY 2016 | FY 2017 | TOTAL FY 2013-2017 |
|-------------------------|---------|---------|---------|---------|---------|---------|--------------------|
| FY 2013 PROPOSED | N/A | 400,000 | - | - | - | - | 400,000 |
| FY 2012 ADOPTED | - | - | - | - | - | N/A | N/A |
| CHANGE | N/A | 400,000 | - | - | - | - | 400,000 |

OPERATING IMPACT MAINTENANCE COSTS WILL BE EXPECTED EACH YEAR IN THE FUTURE YEARS.

| | |
|---------------------------|----------------|
| TOTAL PROJECT COST | 400,000 |
| PRIOR YEAR FUNDING | - |
| PRIOR YEAR AVAILABLE | - |
| FY 2013 PROPOSED | 400,000 |
| FY 2014 – FY 2017 PLANNED | - |
| REMAINING NEED | - |

| FY 2013 BUDGET DISTRIBUTION | |
|------------------------------|----------------|
| | AMOUNT |
| PLANNING/DESIGN | - |
| ACQUISITION/RELOCATION | - |
| SITE IMPROVEMENTS | - |
| CONSTRUCTION | 400,000 |
| FURNITURE/FIXTURES/EQUIPMENT | - |
| OTHER | - |
| TOTAL | 400,000 |

FUNDING SOURCE(S): GENERAL OBLIGATION BONDS

NOTES:

COLISEUM RESTORATION

CATEGORY: CITY FACILITIES

FOCUS AREA: WMG

LOCATION: 6

EST. COMPLETION DATE: FY 2018

DEPARTMENT: PUBLIC WORKS

DEPARTMENT PRIORITY: 1

FUND: 040

PROJECT #: 230-8103

DESCRIPTION & SCOPE: This project improves mechanical, electrical, and other building systems in the Richmond City Coliseum. The improvements will ensure continued operational functionality of the building.



PURPOSE: To maintain the function and operational efficiency of the Coliseum by prolonging the useful life of the building and systems. Funding for this project also ensures the continued presence of the Colonial Athletic Association tournament, as well as other revenue generating entertainment.

HISTORY & KEY MILESTONES: Through FY 2011, twenty percent of the Coliseum’s mechanical piping system has been replaced.

FINANCIAL SUMMARY

| | FY 2012 | FY 2013 | FY 2014 | FY 2015 | FY 2016 | FY 2017 | TOTAL FY 2013-2017 |
|-------------------------|---------|---------|---------|---------|---------|---------|--------------------|
| FY 2013 PROPOSED | N/A | 400,000 | 400,000 | 400,000 | - | - | 1,200,000 |
| FY 2012 ADOPTED | 425,000 | 400,000 | 400,000 | 400,000 | - | N/A | 1,200,000 |
| CHANGE | N/A | - | - | - | - | - | - |

OPERATING IMPACT THE REPLACEMENT OF OLDER EQUIPMENT WILL RESULT IN OPERATION COST EFFICIENCIES.

| | |
|---------------------------|-------------------|
| TOTAL PROJECT COST | 30,000,000 |
| PRIOR YEAR FUNDING | 4,036,882 |
| PRIOR YEAR AVAILABLE | 562,797 |
| FY 2013 PROPOSED | 400,000 |
| FY 2014 – FY 2017 PLANNED | 800,000 |
| REMAINING NEED | 24,763,118 |

| FY 2013 BUDGET DISTRIBUTION | |
|------------------------------|----------------|
| | AMOUNT |
| PLANNING/DESIGN | - |
| ACQUISITION/RELOCATION | - |
| SITE IMPROVEMENTS | - |
| CONSTRUCTION | 400,000 |
| FURNITURE/FIXTURES/EQUIPMENT | - |
| OTHER | - |
| TOTAL | 400,000 |

FUNDING SOURCE(S): GENERAL OBLIGATION BONDS

NOTES:

CONSERVE ENERGY & IMPROVE SUSTAINABILITY

CATEGORY: CITY FACILITIES

DEPARTMENT: PUBLIC WORKS

FOCUS AREA: WMG, SNE

DEPARTMENT PRIORITY:

LOCATION: CITYWIDE

FUND: 040

EST. COMPLETION DATE: ONGOING

PROJECT #: NEW

DESCRIPTION & SCOPE: This project will create energy savings and improved sustainability through various projects. These projects include, but are not limited to, improved lighting systems, implementation of a building management automation system, complete energy efficiency and weatherization retrofits in existing facilities, and installation of energy efficient equipment in City buildings and facilities.



PURPOSE: To reduce the use of limited resources, address recommendations of the City's Green City Commission, improve the quality of life for residents, increase the health of the environment, and enhance economic development and job creation opportunities citywide.

HISTORY & KEY MILESTONES: This project is new to the Capital Improvement Program. However, through FY 2011, some building management automation systems have been implemented. Planned appropriations for this project will continue the automation efforts

as well as the conservation and sustainability projects listed above.

FINANCIAL SUMMARY

| | FY 2012 | FY 2013 | FY 2014 | FY 2015 | FY 2016 | FY 2017 | TOTAL FY 2013-2017 |
|-------------------------|---------|---------|---------|---------|-----------|-----------|--------------------|
| FY 2013 PROPOSED | N/A | - | - | - | 1,000,000 | 1,000,000 | 2,000,000 |
| FY 2012 ADOPTED | - | - | - | - | 1,000,000 | N/A | 1,000,000 |
| CHANGE | N/A | - | - | - | - | 1,000,000 | 1,000,000 |

OPERATING IMPACT THE REPLACEMENT OF OLDER EQUIPMENT AND REDUCTION IN USE OF LIMITED RESOURCES WILL RESULT IN OPERATIONAL COST EFFICIENCIES.

| | |
|---------------------------|------------------|
| TOTAL PROJECT COST | 6,000,000 |
| PRIOR YEAR FUNDING | - |
| PRIOR YEAR AVAILABLE | - |
| FY 2013 PROPOSED | - |
| FY 2014 – FY 2017 PLANNED | 2,000,000 |
| REMAINING NEED | 4,000,000 |

| FY 2013 BUDGET DISTRIBUTION | |
|------------------------------|----------|
| | AMOUNT |
| PLANNING/DESIGN | - |
| ACQUISITION/RELOCATION | - |
| SITE IMPROVEMENTS | - |
| CONSTRUCTION | - |
| FURNITURE/FIXTURES/EQUIPMENT | - |
| OTHER | - |
| TOTAL | - |

FUNDING SOURCE(S): GENERAL OBLIGATION BONDS

NOTES:

CUSTOMER RELATIONSHIP MANAGEMENT (CRM) PROGRAM

CATEGORY: CITY FACILITIES

FOCUS AREA: WMG

LOCATION: CITYWIDE

EST. COMPLETION DATE: JULY 2015

DEPARTMENT: INFORMATION TECHNOLOGY

DEPARTMENT PRIORITY:

FUND:

PROJECT #: NEW



DESCRIPTION & SCOPE: The proposed citizen relationship management (CRM) system will replace and/or integrate the City's current citizen interaction systems (Citizens' Request System and SeeClickFix) with a modern customer relationship management solution. The CRM solution will establish a single portal for citizen inquiry via the Internet, improve the execution of customer requests internally across functional areas, allow for detailed analytics of requests, and create an easily searchable database that provides citizens, call center staff, and others with detailed information about City services and activities.

PURPOSE: To provide Tier 1 customer relationship management capabilities through modernization of the City's citizen interaction systems and capabilities.

HISTORY & KEY MILESTONES: The CRM will be implemented utilizing a phased approach. Phase 1 will begin at the end of FY 2012 and include the departments of Finance, Public Utilities, Public Works, Social Services, and Planning & Development Review. Additional phases will be scoped and scheduled.

FINANCIAL SUMMARY

| | FY 2012 | FY 2013 | FY 2014 | FY 2015 | FY 2016 | FY 2017 | TOTAL FY 2013-2017 |
|-------------------------|---|-----------|-----------|---------|---------|---------|--------------------|
| FY 2013 PROPOSED | N/A | 1,218,039 | 1,305,311 | - | - | - | 2,523,350 |
| FY 2012 ADOPTED | - | - | - | - | - | N/A | N/A |
| CHANGE | N/A | 1,218,039 | 1,305,311 | - | - | - | 2,523,350 |
| OPERATING IMPACT | THE TOTAL PROJECT COST IS \$5,900,000, OF WHICH \$1,876,650 IS GENERAL FUND OPERATING DOLLARS AND \$1,500,000 WILL BE FUNDED BY PUBLIC UTILITIES CIP DOLLARS. | | | | | | |

| | |
|---------------------------|------------------|
| TOTAL PROJECT COST | 2,523,350 |
| PRIOR YEAR FUNDING | - |
| PRIOR YEAR AVAILABLE | - |
| FY 2013 PROPOSED | 1,218,039 |
| FY 2014 – FY 2017 PLANNED | 1,305,311 |
| REMAINING NEED | - |

| FY 2013 BUDGET DISTRIBUTION | |
|------------------------------|------------------|
| | AMOUNT |
| PLANNING/DESIGN | - |
| ACQUISITION/RELOCATION | - |
| SITE IMPROVEMENTS | - |
| CONSTRUCTION | - |
| FURNITURE/FIXTURES/EQUIPMENT | - |
| OTHER | 1,218,039 |
| TOTAL | 1,218,039 |

FUNDING SOURCE(S): GENERAL OBLIGATION BONDS

NOTES:

FINANCE ERP SYSTEM

CATEGORY: CITY FACILITIES

FOCUS AREA: WMG

LOCATION: CITYWIDE

EST. COMPLETION DATE: OCTOBER 2012

DEPARTMENT: INFORMATION TECHNOLOGY

DEPARTMENT PRIORITY:

FUND: 040

PROJECT #: 230-8222

DESCRIPTION & SCOPE: The proposed enterprise resource planning (ERP) system will modernize and integrate the City's resource management systems, improve transparency, and enable better management and reporting. The scope of this solution shall include all City agencies and Richmond Public Schools.



PURPOSE: To modernize the City's payroll, personnel, financial, procurement, and inventory and asset management systems.

HISTORY & KEY MILESTONES: The ERP will be implemented utilizing a phased approach. The planned phases are as follows: Payroll System in January 2012; Financial & Budgeting Systems in July 2012; and Grants, Projects and Debt Management Systems in October 2012.

FINANCIAL SUMMARY

| | FY 2012 | FY 2013 | FY 2014 | FY 2015 | FY 2016 | FY 2017 | TOTAL FY 2013-2017 |
|-------------------------|-----------|-----------|---------|---------|---------|---------|--------------------|
| FY 2013 PROPOSED | N/A | 1,227,171 | - | - | - | - | 1,227,171 |
| FY 2012 ADOPTED | 1,854,786 | 1,227,171 | - | - | - | N/A | 1,227,171 |
| CHANGE | N/A | - | - | - | - | - | - |

THE CITY'S FY 2012 GENERAL FUND OPERATING BUDGET FUNDED \$3,033,070 AND AN ADDITIONAL \$1,576,124 IN FY 2013 IS APPROVED. ON-GOING MAINTENANCE COSTS WILL BE PARTIALLY OFFSET BY THE ELIMINATED MAINTENANCE COSTS FOR THE SYSTEMS THE ERP WILL REPLACE.

OPERATING IMPACT

| | |
|---------------------------|------------------|
| TOTAL PROJECT COST | 5,081,957 |
| PRIOR YEAR FUNDING | 3,854,786 |
| PRIOR YEAR AVAILABLE | 1,718,922 |
| FY 2013 PROPOSED | 1,227,171 |
| FY 2014 – FY 2017 PLANNED | - |
| REMAINING NEED | - |

| FY 2013 BUDGET DISTRIBUTION | |
|------------------------------|------------------|
| | AMOUNT |
| PLANNING/DESIGN | - |
| ACQUISITION/RELOCATION | - |
| SITE IMPROVEMENTS | - |
| CONSTRUCTION | - |
| FURNITURE/FIXTURES/EQUIPMENT | - |
| OTHER | 1,227,171 |
| TOTAL | 1,227,171 |

FUNDING SOURCE(S): GENERAL OBLIGATION BONDS

NOTES:

JOHN MARSHALL COURTS BUILDING

CATEGORY: CITY FACILITIES

FOCUS AREA: WMG

LOCATION: CITYWIDE

EST. COMPLETION DATE: FY 2020

DEPARTMENT: PUBLIC WORKS

DEPARTMENT PRIORITY:

FUND: 040

PROJECT #: 230-8104



DESCRIPTION & SCOPE: This project continues the replacement of the existing mechanical and electrical infrastructure systems related to building heating and cooling supply systems at the John Marshall Courts Building.

PURPOSE: To maintain the function and operational efficiency of the John Marshall Courts Building by prolonging the useful life of the building and systems.

HISTORY & KEY MILESTONES: Through FY 2011, fifty percent of the John Marshall Courts Building's mechanical systems have been replaced.

FINANCIAL SUMMARY

| | FY 2012 | FY 2013 | FY 2014 | FY 2015 | FY 2016 | FY 2017 | TOTAL FY 2013-2017 |
|-------------------------|---------|---------|---------|---------|---------|---------|--------------------|
| FY 2013 PROPOSED | N/A | 250,000 | 300,000 | - | - | - | 550,000 |
| FY 2012 ADOPTED | 250,000 | 250,000 | - | - | - | N/A | 250,000 |
| CHANGE | N/A | - | 300,000 | - | - | - | 300,000 |

OPERATING IMPACT THE REPLACEMENT OF OLDER EQUIPMENT WILL RESULT IN OPERATION COST EFFICIENCIES.

| | |
|---------------------------|------------------|
| TOTAL PROJECT COST | 5,290,000 |
| PRIOR YEAR FUNDING | 4,290,000 |
| PRIOR YEAR AVAILABLE | 1,506,495 |
| FY 2013 PROPOSED | 250,000 |
| FY 2014 – FY 2017 PLANNED | 300,000 |
| REMAINING NEED | 450,000 |

| FY 2013 BUDGET DISTRIBUTION | |
|------------------------------|----------------|
| | AMOUNT |
| PLANNING/DESIGN | - |
| ACQUISITION/RELOCATION | - |
| SITE IMPROVEMENTS | - |
| CONSTRUCTION | 250,000 |
| FURNITURE/FIXTURES/EQUIPMENT | - |
| OTHER | - |
| TOTAL | 250,000 |

FUNDING SOURCE(S): GENERAL OBLIGATION BONDS

NOTES:

MAJOR BUILDING RENOVATIONS

CATEGORY: CITY FACILITIES
FOCUS AREA: WMG
LOCATION: CITYWIDE
EST. COMPLETION DATE: ONGOING

DEPARTMENT: PUBLIC WORKS
DEPARTMENT PRIORITY: 1
FUND: 040
PROJECT #: 230-8156



DESCRIPTION & SCOPE: This project provides renovations, structural improvements, and remediation of health, safety, and building code issues in existing City buildings. Renovations include roof replacements, heating, plumbing and electrical upgrades, as well as ADA upgrades.

PURPOSE: To maintain the function and operational efficiency of over 100 City buildings by prolonging the useful life of the structures and systems and ensuring safety for facility users.

HISTORY & KEY MILESTONES: Work completed within this project has included, but has not been limited to, roof replacements, HVAC improvements, electrical upgrades, and ADA upgrades. FY 2013 and future planned appropriations fund similar improvements throughout City facilities.

FINANCIAL SUMMARY

| | FY 2012 | FY 2013 | FY 2014 | FY 2015 | FY 2016 | FY 2017 | TOTAL FY 2013-2017 |
|-------------------------|-----------|-------------|-------------|-----------|-----------|-----------|--------------------|
| FY 2013 PROPOSED | N/A | 1,000,000 | 1,000,000 | 2,000,000 | 5,650,000 | 5,725,000 | 15,375,000 |
| FY 2012 ADOPTED | 2,000,000 | 2,000,000 | 2,000,000 | 2,000,000 | 5,250,000 | N/A | 11,250,000 |
| CHANGE | N/A | (1,000,000) | (1,000,000) | - | 400,000 | 5,725,000 | 4,125,000 |

OPERATING IMPACT THE REPLACEMENT OF OLDER EQUIPMENT WILL RESULT IN OPERATION COST EFFICIENCIES.

| | |
|---------------------------|--------------------|
| TOTAL PROJECT COST | 144,405,000 |
| PRIOR YEAR FUNDING | 40,973,967 |
| PRIOR YEAR AVAILABLE | 4,159,177 |
| FY 2013 PROPOSED | 1,000,000 |
| FY 2014 – FY 2017 PLANNED | 14,375,000 |
| REMAINING NEED | 88,056,033 |

| FY 2013 BUDGET DISTRIBUTION | |
|------------------------------|------------------|
| | AMOUNT |
| PLANNING/DESIGN | 100,000 |
| ACQUISITION/RELOCATION | - |
| SITE IMPROVEMENTS | - |
| CONSTRUCTION | 900,000 |
| FURNITURE/FIXTURES/EQUIPMENT | - |
| OTHER | - |
| TOTAL | 1,000,000 |

FUNDING SOURCE(S): GENERAL OBLIGATION BONDS

NOTES:

POLICE IMPOUND/TOWING LOT

CATEGORY: CITY FACILITIES
FOCUS AREA: CSWB
LOCATION: CITYWIDE
EST. COMPLETION DATE: 2015

DEPARTMENT: POLICE
DEPARTMENT PRIORITY: 1
FUND: 040
PROJECT #: NEW



DESCRIPTION & SCOPE: This project will create a finished impound/towing lot that will store towed vehicles on a short term and long term basis, as well as store vehicles that are being held as evidence from criminal activity. The project includes development of architectural plans for a building and implementation of necessary improvements on the City-owned property located at 3401 East Belt Boulevard.

PURPOSE: To build an impound/towing lot which will store vehicles towed by the City. The Administrative Building of this facility will service citizens reclaiming towed vehicles. This building will also serve as the Property and Evidence Warehouse, replacing the one currently located in the old Public Safety Building.

HISTORY & KEY MILESTONES: This project has not been funded previously. A conceptual plan was developed under the auspices of the Department of Public Works in 2007. The study outlines the requirements of the project and provides cost estimates for the necessary infrastructure, site improvements, structure, landscaping, site lighting, and electrical work needed at the proposed site.

FINANCIAL SUMMARY

| | FY 2012 | FY 2013 | FY 2014 | FY 2015 | FY 2016 | FY 2017 | TOTAL FY 2013-2017 |
|-------------------------|---------|---------|---------|---------|---------|-----------|--------------------|
| FY 2013 PROPOSED | N/A | - | - | - | 786,000 | 2,290,780 | 3,076,780 |
| FY 2012 ADOPTED | - | - | - | - | - | N/A | - |
| CHANGE | N/A | - | - | - | 786,000 | 2,290,780 | 3,076,780 |

OPERATING IMPACT THE IMPOUND LOT WILL BE A REVENUE GENERATING INITIATIVE FOR THE CITY.

| | |
|---------------------------|------------------|
| TOTAL PROJECT COST | 3,076,780 |
| PRIOR YEAR FUNDING | - |
| PRIOR YEAR AVAILABLE | - |
| FY 2013 PROPOSED | - |
| FY 2014 – FY 2017 PLANNED | 3,076,780 |
| REMAINING NEED | - |

| FY 2013 BUDGET DISTRIBUTION | |
|------------------------------|----------|
| | AMOUNT |
| PLANNING/DESIGN | - |
| ACQUISITION/RELOCATION | - |
| SITE IMPROVEMENTS | - |
| CONSTRUCTION | - |
| FURNITURE/FIXTURES/EQUIPMENT | - |
| OTHER | - |
| TOTAL | - |

FUNDING SOURCE(S): GENERAL OBLIGATION BONDS

NOTES:

Culture & Recreation



ARMSTRONG PLAYGROUND RESTORATION AND IMPROVEMENTS

CATEGORY: CULTURE & RECREATION
FOCUS AREA: UHICN
LOCATION: 7
EST. COMPLETION DATE: FY 2014

DEPARTMENT: PARKS & RECREATION
DEPARTMENT PRIORITY:
FUND: 040
PROJECT #: NEW



DESCRIPTION & SCOPE: This project will provide improvements to the old Armstrong playground. Work will include renovations to lighting and repair of the ball diamond, restoration of the tennis and basketball courts, and installation of a walking trail. Other park and recreation improvements may include the installation of a splash pad and a small off-street parking area.

PURPOSE: Currently, there are few active recreation sites available for residents of the east end. Renovation of the old Armstrong playground will utilize a City-owned property to provide area residents with a nearby recreation site.

HISTORY & KEY MILESTONES: This project has not been previously funded.

FINANCIAL SUMMARY

| | FY 2012 | FY 2013 | FY 2014 | FY 2015 | FY 2016 | FY 2017 | TOTAL FY 2013-2017 |
|-------------------------|---------|---------|---------|---------|---------|---------|--------------------|
| FY 2013 PROPOSED | N/A | 68,500 | 335,000 | - | - | - | 403,500 |
| FY 2012 ADOPTED | - | - | - | - | - | N/A | N/A |
| CHANGE | N/A | 68,500 | 335,000 | - | - | - | 403,500 |

OPERATING IMPACT MAJOR IMPROVEMENTS TO EXISTING FACILITIES WILL REDUCE MAINTENANCE COSTS BY PROVIDING NEWER AND UPDATED FACILITIES AND EQUIPMENT.

| | |
|---------------------------|----------------|
| TOTAL PROJECT COST | 403,500 |
| PRIOR YEAR FUNDING | - |
| PRIOR YEAR AVAILABLE | - |
| FY 2013 PROPOSED | 68,500 |
| FY 2014 – FY 2017 PLANNED | 335,000 |
| REMAINING NEED | - |

| FY 2013 BUDGET DISTRIBUTION | |
|------------------------------|---------------|
| | AMOUNT |
| PLANNING/DESIGN | 68,500 |
| ACQUISITION/RELOCATION | - |
| SITE IMPROVEMENTS | - |
| CONSTRUCTION | - |
| FURNITURE/FIXTURES/EQUIPMENT | - |
| OTHER | - |
| TOTAL | 68,500 |

FUNDING SOURCE(S): GENERAL OBLIGATION BONDS

NOTES:

CANNON CREEK GATEWAY IMPROVEMENTS

CATEGORY: CULTURE & RECREATION
FOCUS AREA: TRANS., SNE
LOCATION: 3, 6
EST. COMPLETION DATE: DECEMBER 2014

DEPARTMENT: PUBLIC WORKS
DEPARTMENT PRIORITY:
FUND: 040
PROJECT #: 291-8505

DESCRIPTION & SCOPE: This project leverages assistance and resources provided by the National Guard to install a 1.9 mile, 10 foot wide recreational trail for pedestrian and bicyclists along the Richmond Henrico Turnpike from Valley Road to East Ladies Mile Road.



PURPOSE: To connect downtown communities to the North Side Richmond area by increasing mileage of City sidewalks and bike lanes. This trail, which is a part of East Coast Greenway, will benefit the neighboring residents and the citizens of the City of Richmond with the creation of an alternative transportation route where none currently exists.

HISTORY & KEY MILESTONES: This project is a multi-use, non-motorized trail, located within the potential East Coast Greenway Route, through the City of Richmond. Phase I of the project installed the first 0.6 mile of trail from Valley Road to Dove Street. Phase II continues the trail from Dove Street to East Brookland Park Boulevard. Phase III will complete the trail from East Brookland Park Boulevard to East Ladies Mile Road.

FINANCIAL SUMMARY

| | FY 2012 | FY 2013 | FY 2014 | FY 2015 | FY 2016 | FY 2017 | TOTAL FY 2013-2017 |
|-------------------------|---|---------|---------|---------|---------|---------|--------------------|
| FY 2013 PROPOSED | N/A | 542,000 | - | - | - | - | 542,000 |
| FY 2012 ADOPTED | 1,000,000 | 542,000 | - | - | - | N/A | 542,000 |
| CHANGE | N/A | - | - | - | - | - | - |
| OPERATING IMPACT | MAINTENANCE COSTS WILL BE EXPECTED EACH YEAR IN FUTURE YEARS. | | | | | | |

| | |
|---------------------------|------------------|
| TOTAL PROJECT COST | 1,692,000 |
| PRIOR YEAR FUNDING | 1,150,000 |
| PRIOR YEAR AVAILABLE | 529,088 |
| FY 2013 PROPOSED | 542,000 |
| FY 2014 – FY 2017 PLANNED | - |
| REMAINING NEED | - |

| FY 2013 BUDGET DISTRIBUTION | |
|------------------------------|----------------|
| | AMOUNT |
| PLANNING/DESIGN | 300,000 |
| ACQUISITION/RELOCATION | 100,000 |
| SITE IMPROVEMENTS | - |
| CONSTRUCTION | 142,000 |
| FURNITURE/FIXTURES/EQUIPMENT | - |
| OTHER | - |
| TOTAL | 542,000 |

FUNDING SOURCE(S): GENERAL OBLIGATION BONDS

NOTES:

CEMETERY IMPROVEMENTS

CATEGORY: CULTURE & RECREATION
FOCUS AREA: UHICN
LOCATION: CITYWIDE
EST. COMPLETION DATE: ONGOING

DEPARTMENT: PARKS & RECREATION
DEPARTMENT PRIORITY:
FUND: 040
PROJECT #: 130-8186

DESCRIPTION & SCOPE: This project provides for the installation and repair of curbs and gutters, retaining wall repairs, building repairs, and major site improvements in City owned cemeteries.



PURPOSE: This project will allow for future development of the cemeteries by providing surveys and layout of new sections for burials. It will also allow for the improvements to be made on a priority basis as conditions are identified.

HISTORY & KEY MILESTONES: City cemeteries are one of the oldest treasures of the City. This project will allow for the removal of hazardous conditions such as weakened retaining walls and decaying roads. This project will increase revenues and reduce operating costs associated with emergency maintenance. The structural components of the City cemeteries impact the ability of the City to compete for the interment business. A recently completed project funded within this

category included the addition of roadways and site improvements at Maury Cemetery to provide for additional burial space.

FINANCIAL SUMMARY

| | FY 2012 | FY 2013 | FY 2014 | FY 2015 | FY 2016 | FY 2017 | TOTAL FY 2013-2017 |
|-------------------------|---------|---------|---------|---------|---------|---------|--------------------|
| FY 2013 PROPOSED | N/A | - | - | - | 125,000 | - | 125,000 |
| FY 2012 ADOPTED | - | - | - | - | - | N/A | N/A |
| CHANGE | N/A | - | - | - | 125,000 | - | 125,000 |

OPERATING IMPACT MINOR MAINTENANCE OPERATIONS ARE BUDGETED IN GENERAL FUND AS NECESSARY. CEMETERY OPERATIONS ALSO GENERATE REVENUES WHICH OFFSET ROUTINE MAINTENANCE COSTS.

| | | FY 2013 BUDGET DISTRIBUTION | |
|---------------------------|----------------|------------------------------|----------|
| | ONGOING | | AMOUNT |
| TOTAL PROJECT COST | | | |
| PRIOR YEAR FUNDING | 3,461,764 | PLANNING/DESIGN | - |
| PRIOR YEAR AVAILABLE | 568,249 | ACQUISITION/RELOCATION | - |
| FY 2013 PROPOSED | - | SITE IMPROVEMENTS | - |
| FY 2014 – FY 2017 PLANNED | 125,000 | CONSTRUCTION | - |
| REMAINING NEED | ONGOING | FURNITURE/FIXTURES/EQUIPMENT | - |
| | | OTHER | - |
| | | TOTAL | - |

FUNDING SOURCE(S): GENERAL OBLIGATION BONDS

NOTES:

CHURCH HILL YOUTH DEVELOPMENT CENTER

CATEGORY: CULTURE & RECREATION
FOCUS AREA: UHICN
LOCATION: 7
EST. COMPLETION DATE: TBD

DEPARTMENT: PARKS & RECREATION
DEPARTMENT PRIORITY:
FUND: 040
PROJECT #: 130-8906

DESCRIPTION & SCOPE: This project funds planning and design of a youth development center in the Church Hill area and will be used to leverage and attract additional resources from non-profit and other joint partnerships to join in the development of a teen center facility.



PURPOSE: To develop a youth development center in the Church Hill area to accommodate various teen-oriented programs and special projects.

HISTORY & KEY MILESTONES: The Church Hill Youth Development Center has been previously funded. Adopted and future allocations will be utilized for planning, design, and site improvements.

FINANCIAL SUMMARY

| | FY 2012 | FY 2013 | FY 2014 | FY 2015 | FY 2016 | FY 2017 | TOTAL FY 2013-2017 |
|-------------------------|---------|-----------|---------|---------|---------|---------|--------------------|
| FY 2013 PROPOSED | N/A | - | - | - | - | 200,000 | 200,000 |
| FY 2012 ADOPTED | 150,000 | 200,000 | - | - | - | N/A | 200,000 |
| CHANGE | N/A | (200,000) | - | - | - | 200,000 | - |

OPERATING IMPACT MAINTENANCE COSTS WILL BE EXPECTED EACH YEAR IN THE FUTURE YEARS.

TOTAL PROJECT COST
 PRIOR YEAR FUNDING
 PRIOR YEAR AVAILABLE
 FY 2013 PROPOSED
 FY 2014 – FY 2017 PLANNED
REMAINING NEED

ONGOING
 576,357
 350,000
 -
 200,000
ONGOING

| FY 2013 BUDGET DISTRIBUTION | |
|------------------------------|----------|
| | AMOUNT |
| PLANNING/DESIGN | - |
| ACQUISITION/RELOCATION | - |
| SITE IMPROVEMENTS | - |
| CONSTRUCTION | - |
| FURNITURE/FIXTURES/EQUIPMENT | - |
| OTHER | - |
| TOTAL | - |

FUNDING SOURCE(S): GENERAL OBLIGATION BONDS

NOTES:

COMMUNITY SCHOOLS, PARKS & LIBRARIES

CATEGORY: CULTURE & RECREATION
FOCUS AREA: UHICN
LOCATION: CITYWIDE
EST. COMPLETION DATE: ONGOING

DEPARTMENT: PUBLIC WORKS
DEPARTMENT PRIORITY:
FUND: 040
PROJECT #: 230-8105

DESCRIPTION & SCOPE: The Community Schools, Parks & Libraries project provides funds for the development and implementation of joint, multi-purpose facilities.



PURPOSE: To implement joint, multi-purpose facilities that leverage the assets of schools, libraries, parks and recreational facilities in order to provide full service facilities to communities throughout the city at a lower cost.

HISTORY & KEY MILESTONES: This project was initially adopted in the FY 2011 five-year capital plan. Community meetings were conducted in early FY 2011 to identify which facilities should be considered for multi-purpose utilization and which services community members would most like to see implemented in the facilities. The City's four new schools will be the first to leverage these funds.

FINANCIAL SUMMARY

| | FY 2012 | FY 2013 | FY 2014 | FY 2015 | FY 2016 | FY 2017 | TOTAL FY 2013-2017 |
|-------------------------|---|-----------|-----------|-----------|---------|---------|--------------------|
| FY 2013 PROPOSED | N/A | 1,000,000 | 1,000,000 | 1,000,000 | 800,000 | - | 3,800,000 |
| FY 2012 ADOPTED | 900,000 | 1,000,000 | 1,000,000 | 1,000,000 | 800,000 | N/A | 3,800,000 |
| CHANGE | N/A | - | - | - | - | - | - |
| OPERATING IMPACT | THE IMPLEMENTATION OF MULTI-PURPOSE FACILITIES WILL RESULT IN OPERATIONAL EFFICIENCIES AND LOWER MAINTENANCE COSTS. | | | | | | |

| | |
|---------------------------|------------------|
| TOTAL PROJECT COST | 4,900,000 |
| PRIOR YEAR FUNDING | 1,100,000 |
| PRIOR YEAR AVAILABLE | 1,100,000 |
| FY 2013 PROPOSED | 1,000,000 |
| FY 2014 – FY 2017 PLANNED | 2,800,000 |
| REMAINING NEED | - |

| FY 2013 BUDGET DISTRIBUTION | |
|------------------------------|------------------|
| | AMOUNT |
| PLANNING/DESIGN | - |
| ACQUISITION/RELOCATION | - |
| SITE IMPROVEMENTS | - |
| CONSTRUCTION | 1,000,000 |
| FURNITURE/FIXTURES/EQUIPMENT | - |
| OTHER | - |
| TOTAL | 1,000,000 |

FUNDING SOURCE(S): GENERAL OBLIGATION BONDS

NOTES:

LANDMARK THEATRE PHASE III RENOVATIONS

CATEGORY: CULTURE & RECREATION
FOCUS AREA: ECONOMIC GROWTH
LOCATION: CITYWIDE
EST. COMPLETION DATE: SUMMER 2014

DEPARTMENT: PUBLIC WORKS
DEPARTMENT PRIORITY:
FUND: 040
PROJECT #: NEW



DESCRIPTION & SCOPE: This project provides major improvements to the Landmark Theatre, including life and safety, performance and performer, and patron area upgrades and renovations throughout the facility. Design work is currently underway with a phased construction plan starting in the Spring of 2012. The overall project is being developed and implemented by Richmond Performing Arts Center (RPAC), with a projected overall project cost of \$50,000,000, including City funding of \$14,000,000.

PURPOSE: To provide an updated, high quality entertainment facility with large seating capacity so that major national shows and performances will come to Richmond.

HISTORY & KEY MILESTONES: The Landmark Theatre was built in the late 1920s. Although it has been through several renovations, it is still in need of critical upgrades and major renovations in order for it to be a viable entertainment facility for Richmond and to effectively complement the Richmond CenterStage facility. Recent successful Broadway shows at the Landmark Theatre, such as Wicked and The Lion King, confirmed that major Broadway shows will come to Richmond and that Richmond area citizens will support such entertainment.

FINANCIAL SUMMARY

| | FY 2012 | FY 2013 | FY 2014 | FY 2015 | FY 2016 | FY 2017 | TOTAL FY 2013-2017 |
|-------------------------|---------|---------|------------|---------|---------|---------|--------------------|
| FY 2013 PROPOSED | N/A | - | 14,000,000 | - | - | - | 14,000,000 |
| FY 2012 ADOPTED | - | - | - | - | - | N/A | - |
| CHANGE | N/A | - | 14,000,000 | - | - | - | 14,000,000 |

OPERATING IMPACT MAJOR IMPROVEMENTS TO THE LANDMARK THEATRE WILL RESULT IN SUBSTANTIAL OPERATING AND MAINTENANCE COST EFFICIENCIES.

| | | FY 2013 BUDGET DISTRIBUTION | |
|---------------------------|-------------------|------------------------------|----------|
| | | AMOUNT | |
| TOTAL PROJECT COST | 14,000,000 | | |
| PRIOR YEAR FUNDING | - | PLANNING/DESIGN | - |
| PRIOR YEAR AVAILABLE | - | ACQUISITION/RELOCATION | - |
| FY 2013 PROPOSED | - | SITE IMPROVEMENTS | - |
| FY 2014 – FY 2017 PLANNED | 14,000,000 | CONSTRUCTION | - |
| REMAINING NEED | - | FURNITURE/FIXTURES/EQUIPMENT | - |
| | | OTHER | - |
| | | TOTAL | - |

FUNDING SOURCE(S): GENERAL OBLIGATION BONDS


NOTES:

LIBRARY RETROFIT

CATEGORY: CULTURE & RECREATION
FOCUS AREA: UHICN, EWD
LOCATION: CITYWIDE
EST. COMPLETION DATE: DECEMBER 2014

DEPARTMENT: PUBLIC WORKS
DEPARTMENT PRIORITY:
FUND: 040
PROJECT #: 230-8196

DESCRIPTION & SCOPE: This project retrofits all eight of the City's branch libraries and selected areas of the City's Main Library with state-of-the-art internet/communications service, equipment upgrades, and facility interior renovations/upgrades. Selective exterior work such as lighting and signage is also included as necessary.



PURPOSE: To provide children and adults citywide with state-of-the-art computer and communication services in a modern, pleasant, and efficient environment.

HISTORY & KEY MILESTONES: The Library Retrofit project began in FY 2008. Through FY 2012, the North Avenue, Westover Hills, Hull St., Belmont Ave. and Broad Rock Branch Library Projects and the Main Library Auditorium Lower Level Project will have been completed. The Broad Rock Branch Library Project will be started and completed during FY 2012. The West End Branch Library Project has been added back into the program. FY 2013-2017 proposed and planned appropriations fund the remainder of the planned branch and Main Library improvements.

FINANCIAL SUMMARY

| | FY 2012 | FY 2013 | FY 2014 | FY 2015 | FY 2016 | FY 2017 | TOTAL FY 2013-2017 |
|-------------------------|-----------|-----------|-----------|-----------|---------|---------|--------------------|
| FY 2013 PROPOSED | N/A | 1,000,000 | 1,000,000 | 1,200,000 | - | 591,719 | 3,791,719 |
| FY 2012 ADOPTED | 1,000,000 | 1,000,000 | 1,000,000 | 1,200,000 | - | N/A | 3,200,000 |
| CHANGE | N/A | - | - | - | - | 591,719 | 591,719 |

OPERATING IMPACT THE BRANCH LIBRARY FACILITY UPGRADES & RENOVATIONS, INCLUDING ADDITIONAL WORK WITH FACILITIES MGMT., WILL RESULT IN OPERATING & MAINTENANCE COST EFFICIENCIES AT EACH FACILITY.

| | |
|---------------------------|-------------------|
| TOTAL PROJECT COST | 10,959,647 |
| PRIOR YEAR FUNDING | 7,167,928 |
| PRIOR YEAR AVAILABLE | 1,401,330 |
| FY 2013 PROPOSED | 1,000,000 |
| FY 2014 – FY 2017 PLANNED | 2,791,719 |
| REMAINING NEED | - |

| FY 2013 BUDGET DISTRIBUTION | |
|------------------------------|------------------|
| | AMOUNT |
| PLANNING/DESIGN | 150,000 |
| ACQUISITION/RELOCATION | - |
| SITE IMPROVEMENTS | - |
| CONSTRUCTION | 850,000 |
| FURNITURE/FIXTURES/EQUIPMENT | - |
| OTHER | - |
| TOTAL | 1,000,000 |

FUNDING SOURCE(S): GENERAL OBLIGATION BONDS

NOTES:

MAJOR PARKS RENOVATIONS

CATEGORY: CULTURE & RECREATION
FOCUS AREA: UHICN
LOCATION: CITYWIDE
EST. COMPLETION DATE: FY 2017

DEPARTMENT: PARKS & RECREATION
DEPARTMENT PRIORITY:
FUND: 040
PROJECT #: 130-8908

DESCRIPTION & SCOPE: This program provides for major renovations to Forest Hill, Bryan, James River, Chimborazo, Kanawha Plaza and Byrd Parks. Park grounds, sidewalks, trails, drainage structures, decorative park lighting, lake walls and other park site amenities will be repaired and/or replaced.



PURPOSE: To maintain the function and operational efficiency of major parks and facilities within the City's park system.

HISTORY & KEY MILESTONES: This project has been funded continuously over an historical period of time. During the last two fiscal years major improvements have included the lake restoration at the Forest Hill Park, the Young's Pond wall restoration and the Azalea Garden Fountain restoration at Bryan Park, and the construction of the Landing at Fountain Lake (restroom and concession facility).

FINANCIAL SUMMARY

| | FY 2012 | FY 2013 | FY 2014 | FY 2015 | FY 2016 | FY 2017 | TOTAL FY 2013-2017 |
|-------------------------|---------|---------|---------|-----------|-----------|-----------|--------------------|
| FY 2013 PROPOSED | N/A | 250,000 | 500,000 | 500,000 | 1,100,000 | 1,150,000 | 3,500,000 |
| FY 2012 ADOPTED | 250,000 | 250,000 | 500,000 | 1,000,000 | 1,000,000 | N/A | 2,750,000 |
| CHANGE | N/A | - | - | (500,000) | 100,000 | 1,150,000 | 750,000 |

OPERATING IMPACT MAJOR IMPROVEMENTS TO EXISTING PARK INFRASTRUCTURE CAN REDUCE PREVENTATIVE MAINTENANCE COSTS OVER TIME.

| TOTAL PROJECT COST | ONGOING |
|---------------------------|----------------|
| PRIOR YEAR FUNDING | 4,138,366 |
| PRIOR YEAR AVAILABLE | 630,268 |
| FY 2013 PROPOSED | 250,000 |
| FY 2014 – FY 2017 PLANNED | 3,250,000 |
| REMAINING NEED | ONGOING |

| FY 2013 BUDGET DISTRIBUTION | |
|------------------------------|----------------|
| | AMOUNT |
| PLANNING/DESIGN | - |
| ACQUISITION/RELOCATION | - |
| SITE IMPROVEMENTS | - |
| CONSTRUCTION | 250,000 |
| FURNITURE/FIXTURES/EQUIPMENT | - |
| OTHER | - |
| TOTAL | 250,000 |

FUNDING SOURCE(S): GENERAL OBLIGATION BONDS

NOTES:

MONROE PARK – RENOVATIONS & RESTORATION

CATEGORY: CULTURE & RECREATION
FOCUS AREA: UHICN
LOCATION: 2
EST. COMPLETION DATE: FY 2016

DEPARTMENT: PARKS & RECREATION
DEPARTMENT PRIORITY:
FUND: 040
PROJECT #: 130-8117

DESCRIPTION & SCOPE: This project renovates and restores Monroe Park, incorporating design plans based on the Monroe Park Master Plan. Improvements include, but are not limited to, public park infrastructure improvements such as lighting, roadways and walkways, as well as utility updates for improved stormwater drainage.



PURPOSE: To continue to support the renovation and restoration of the park area, leveraging grants and donations.

HISTORY & KEY MILESTONES: Established by City Council action in 1851, Monroe Park is the oldest park in the City. Beginning in 2006, the City, working in close affiliation with the Monroe Park Advisory Council, developed the Monroe Park Master Plan. Funding previously appropriated to Monroe Park was used for various park improvements and for the development of construction documents. The FY 2013 – FY 2017 planned appropriations fund the continuation of the park improvements described in the scope of work above.

FINANCIAL SUMMARY

| | FY 2012 | FY 2013 | FY 2014 | FY 2015 | FY 2016 | FY 2017 | TOTAL FY 2013-2017 |
|-------------------------|---------|-----------|-----------|-----------|---------|---------|--------------------|
| FY 2013 PROPOSED | N/A | - | 435,000 | 1,235,000 | - | - | 1,670,000 |
| FY 2012 ADOPTED | - | 435,000 | 1,235,000 | - | - | N/A | 1,670,000 |
| CHANGE | N/A | (435,000) | (800,000) | 1,235,000 | - | - | - |

OPERATING IMPACT THE PARK IMPROVEMENTS WILL NECESSITATE CONTINUED APPROPRIATIONS FOR MAINTENANCE IN THE FUTURE.

| | |
|---------------------------|------------------|
| TOTAL PROJECT COST | 2,770,000 |
| PRIOR YEAR FUNDING | 1,100,000 |
| PRIOR YEAR AVAILABLE | 299,987 |
| FY 2013 PROPOSED | - |
| FY 2014 – FY 2017 PLANNED | 1,670,000 |
| REMAINING NEED | - |

| FY 2013 BUDGET DISTRIBUTION | |
|------------------------------|----------|
| | AMOUNT |
| PLANNING/DESIGN | - |
| ACQUISITION/RELOCATION | - |
| SITE IMPROVEMENTS | - |
| CONSTRUCTION | - |
| FURNITURE/FIXTURES/EQUIPMENT | - |
| OTHER | - |
| TOTAL | - |

FUNDING SOURCE(S): GENERAL OBLIGATION BONDS

NOTES:

NEIGHBORHOOD PARK RENOVATIONS

CATEGORY: CULTURE & RECREATION
FOCUS AREA: UHICN
LOCATION: CITYWIDE
EST. COMPLETION DATE: ONGOING

DEPARTMENT: PARKS & RECREATION
DEPARTMENT PRIORITY:
FUND: 040
PROJECT #: 130-8907

DESCRIPTION & SCOPE: This program provides for urgent and safety related renovations in the City's neighborhood parks and play fields. This project also funds major building renovations and site improvements as necessary.



PURPOSE: To provide funding to improve the City's numerous neighborhood parks, ensuring safe and functional play field equipment, hard surface areas, lighting, fencing and backstops, restrooms, park houses, park amenities, and green space, including turf reconditioning and grading.

HISTORY & KEY MILESTONES: During the last three fiscal years, improvements have included upgrading and replacing playgrounds at neighborhood park sites, and upgrades to the tennis, basketball and ball fields throughout the City of Richmond.

FINANCIAL SUMMARY

| | FY 2012 | FY 2013 | FY 2014 | FY 2015 | FY 2016 | FY 2017 | TOTAL FY 2013-2017 |
|-------------------------|---------|---------|---------|---------|---------|---------|--------------------|
| FY 2013 PROPOSED | N/A | 550,000 | 250,000 | 500,000 | 750,000 | 750,000 | 2,800,000 |
| FY 2012 ADOPTED | 435,000 | 550,000 | 250,000 | 500,000 | 750,000 | N/A | 2,050,000 |
| CHANGE | N/A | - | - | - | - | 750,000 | 750,000 |

OPERATING IMPACT MAJOR IMPROVEMENTS TO EXISTING PARK INFRASTRUCTURE CAN REDUCE PREVENTATIVE MAINTENANCE COSTS OVER TIME.

| | |
|---------------------------|----------------|
| TOTAL PROJECT COST | ONGOING |
| PRIOR YEAR FUNDING | 5,067,740 |
| PRIOR YEAR AVAILABLE | 1,501,507 |
| FY 2013 PROPOSED | 550,000 |
| FY 2014 – FY 2017 PLANNED | 2,250,000 |
| REMAINING NEED | ONGOING |

| FY 2013 BUDGET DISTRIBUTION | |
|------------------------------|----------------|
| | AMOUNT |
| PLANNING/DESIGN | - |
| ACQUISITION/RELOCATION | - |
| SITE IMPROVEMENTS | - |
| CONSTRUCTION | 550,000 |
| FURNITURE/FIXTURES/EQUIPMENT | - |
| OTHER | - |
| TOTAL | 550,000 |

FUNDING SOURCE(S): GENERAL OBLIGATION BONDS

NOTES:

PARKS AND RECREATION BUILDING MAINTENANCE

CATEGORY: CULTURE & RECREATION
FOCUS AREA: UHICN
LOCATION: CITYWIDE
EST. COMPLETION DATE: ONGOING

DEPARTMENT: PARKS & RECREATION
DEPARTMENT PRIORITY:
FUND: 040
PROJECT #: 130-8115

DESCRIPTION & SCOPE: The Department maintains and operates approximately 35 buildings as well as numerous neighborhood parks and facilities. Diverse and ranging in scale, many of these facilities have had costly renovations and require on-going maintenance. The project will decrease the need for costly major renovations and reduce the possibility of closing facilities for public use because of neglected maintenance.



PURPOSE: To repair, improve, and maintain the City's existing parks and recreation building facilities throughout the City.

HISTORY & KEY MILESTONES: This project has historically funded significant maintenance, repairs, and improvements to each of the City's parks and recreation facilities. Past improvements include the Bellemeade Community Center expansion in 2007, roof replacements at Bellemeade and Humphrey

Calder Community Centers, and HVAC replacements at Hickory Hill and Bellemeade Community Centers.

FINANCIAL SUMMARY

| | FY 2012 | FY 2013 | FY 2014 | FY 2015 | FY 2016 | FY 2017 | TOTAL FY 2013-2017 |
|-------------------------|---------|---------|---------|---------|---------|---------|--------------------|
| FY 2013 PROPOSED | N/A | 250,000 | 250,000 | 250,000 | 375,000 | 350,000 | 1,475,000 |
| FY 2012 ADOPTED | 250,000 | 250,000 | 250,000 | 250,000 | 375,000 | N/A | 1,125,000 |
| CHANGE | N/A | - | - | - | - | 350,000 | 350,000 |

OPERATING IMPACT MAJOR IMPROVEMENTS TO EXISTING FACILITIES WILL REDUCE MAINTENANCE COSTS BY PROVIDING NEWER AND UPDATED FACILITIES AND EQUIPMENT.

| | |
|---------------------------|----------------|
| TOTAL PROJECT COST | ONGOING |
| PRIOR YEAR FUNDING | 4,284,801 |
| PRIOR YEAR AVAILABLE | 200,140 |
| FY 2013 PROPOSED | 250,000 |
| FY 2014 – FY 2017 PLANNED | 1,225,000 |
| REMAINING NEED | ONGOING |

| FY 2013 BUDGET DISTRIBUTION | |
|------------------------------|----------------|
| | AMOUNT |
| PLANNING/DESIGN | - |
| ACQUISITION/RELOCATION | - |
| SITE IMPROVEMENTS | - |
| CONSTRUCTION | 250,000 |
| FURNITURE/FIXTURES/EQUIPMENT | - |
| OTHER | - |
| TOTAL | 250,000 |


FUNDING SOURCE(S): GENERAL OBLIGATION BONDS

NOTES:

SWIMMING POOLS PROJECTS

CATEGORY: CULTURE & RECREATION
FOCUS AREA: UHICN
LOCATION: CITYWIDE
EST. COMPLETION DATE: ONGOING

DEPARTMENT: PARKS & RECREATION
DEPARTMENT PRIORITY:
FUND: 040
PROJECT #: 130-8180



DESCRIPTION & SCOPE: This project consists of extensive repairs and renovations to the outdoor swimming pools. The repairs and renovations will include the pool house, equipment room and all associated equipment, pool deck, pool tank, and lifeguard equipment.

PURPOSE: To provide updated equipment for the lifeguards as well as an aesthetically pleasing environment for participants and staff.

HISTORY & KEY MILESTONES: Because of the corrosive nature of swimming pools, their high use and associated vandalism of these facilities, it is becoming imperative that renovations be scheduled at the pool locations to address the deterioration. Currently underway is a major engineering project to renovate Battery Park and Fairmount Pools (awarding of construction contract for Fairmount pool is pending). Additional funding will assist in addressing future needs and improvement at these and other sites including the introduction of spray pad facilities.

FINANCIAL SUMMARY

| | FY 2012 | FY 2013 | FY 2014 | FY 2015 | FY 2016 | FY 2017 | TOTAL FY 2013-2017 |
|-------------------------|---------|---------|---------|---------|---------|---------|--------------------|
| FY 2013 PROPOSED | N/A | 250,000 | 250,000 | 250,000 | 250,000 | 350,000 | 1,350,000 |
| FY 2012 ADOPTED | 250,000 | 250,000 | 250,000 | 250,000 | 250,000 | N/A | 1,000,000 |
| CHANGE | N/A | - | - | - | - | 350,000 | 350,000 |

OPERATING IMPACT MAJOR IMPROVEMENTS TO EXISTING POOLS WILL REDUCE MAINTENANCE COSTS BY PROVIDING NEWER AND UPDATED FACILITIES AND EQUIPMENT.

| | |
|---------------------------|----------------|
| TOTAL PROJECT COST | ONGOING |
| PRIOR YEAR FUNDING | 4,867,300 |
| PRIOR YEAR AVAILABLE | 1,320,633 |
| FY 2013 PROPOSED | 250,000 |
| FY 2014 – FY 2017 PLANNED | 1,110,000 |
| REMAINING NEED | ONGOING |

| FY 2013 BUDGET DISTRIBUTION | |
|------------------------------|----------------|
| | AMOUNT |
| PLANNING/DESIGN | - |
| ACQUISITION/RELOCATION | - |
| SITE IMPROVEMENTS | - |
| CONSTRUCTION | 250,000 |
| FURNITURE/FIXTURES/EQUIPMENT | - |
| OTHER | - |
| TOTAL | 250,000 |

FUNDING SOURCE(S): GENERAL OBLIGATION BONDS

NOTES:

Economic & Community Development



BOULEVARD REDEVELOPMENT PREPARATION PROJECT

CATEGORY: ECONOMIC & COMMUNITY DEVELOPMENT
FOCUS AREA: UHICN
LOCATION: 2
EST. COMPLETION DATE: FY 2013

DEPARTMENT: ECONOMIC & COMMUNITY DEVELOPMENT
DEPARTMENT PRIORITY:
FUND:
PROJECT #: NEW

DESCRIPTION & SCOPE: This project is the first of a multi-phase project that prepares the Boulevard site for future economic development. Specifically, this phase consists of relocation and demolition of the Parker Field Fleet Maintenance Garage and the Richmond Public Schools facility, purchase of new facilities to house fleet and RPS, and any necessary environmental remediation.



PURPOSE: To prepare this site for future economic development.

HISTORY & KEY MILESTONES: The Boulevard site is 60 +/- acres and is the largest contiguous land development property that remains to be developed within the city limits. Its size and location make it one of the premier development sites in the entire region. Market conditions indicate a tremendous opportunity to put the property on the tax rolls for private mixed-use development that would conceivably include residential, retail, office, and entertainment concepts. Additionally, the construction of a new baseball diamond for the Flying Squirrels baseball team will be a major component of a redevelopment vision for the property.

FINANCIAL SUMMARY

| | FY 2012 | FY 2013 | FY 2014 | FY 2015 | FY 2016 | FY 2017 | TOTAL FY 2013-2017 |
|-------------------------|---------|-----------|---------|---------|---------|---------|--------------------|
| FY 2013 PROPOSED | N/A | 3,825,000 | - | - | - | - | 3,825,000 |
| FY 2012 ADOPTED | - | - | - | - | - | N/A | N/A |
| CHANGE | N/A | 3,825,000 | - | - | - | - | 3,825,000 |

OPERATING IMPACT THE SITE IMPROVEMENTS MAY NECESSITATE CONTINUED APPROPRIATIONS FOR MAINTENANCE IN THE FUTURE.

TOTAL PROJECT COST 3,825,000
 PRIOR YEAR FUNDING -
 PRIOR YEAR AVAILABLE -
 FY 2013 PROPOSED 3,825,000
 FY 2014 – FY 2017 PLANNED -
REMAINING NEED -

| FY 2013 BUDGET DISTRIBUTION | |
|------------------------------|------------------|
| | AMOUNT |
| PLANNING/DESIGN | 330,000 |
| ACQUISITION/RELOCATION | 435,000 |
| SITE IMPROVEMENTS | 1,200,000 |
| CONSTRUCTION | 1,535,000 |
| FURNITURE/FIXTURES/EQUIPMENT | - |
| OTHER | 325,000 |
| TOTAL | 3,825,000 |

FUNDING SOURCE(S): GENERAL OBLIGATION BONDS

NOTES:

CORRIDOR/GATEWAY BLIGHT ABATEMENT

CATEGORY: ECONOMIC & COMMUNITY DEVELOPMENT
FOCUS AREA: UHICN
LOCATION: CITYWIDE
EST. COMPLETION DATE: ONGOING

DEPARTMENT: ECONOMIC & COMMUNITY DEVELOPMENT
DEPARTMENT PRIORITY: 2
FUND: 040
PROJECT #: 500-8177

DESCRIPTION & SCOPE: This project provides physical improvements within the existing public right-of-way and on adjacent properties in distressed corridors throughout the City, such as Nine Mile Road, North 25th Street, and Jefferson Davis Highway. Other areas, such as Broad Street, Hull Street and North Boulevard, are also included in this project.



PURPOSE: To address and remediate blight along distressed and under-invested corridors and gateways, creating highly-visible physical improvements and providing a more conducive environment for commerce and economic growth.

HISTORY & KEY MILESTONES: Project funding was initially adopted by City Council in FY 2010. This project is a key priority in the City's Unique and Inclusive Neighborhoods Focus Area.

FINANCIAL SUMMARY

| | FY 2012 | FY 2013 | FY 2014 | FY 2015 | FY 2016 | FY 2017 | TOTAL FY 2013-2017 |
|-------------------------|---|---------|---------|---------|---------|---------|--------------------|
| FY 2013 PROPOSED | N/A | 200,000 | 200,000 | 200,000 | 200,000 | 200,000 | 1,000,000 |
| FY 2012 ADOPTED | 200,000 | 200,000 | 200,000 | 200,000 | 200,000 | N/A | 800,000 |
| CHANGE | N/A | - | - | - | - | 200,000 | 200,000 |
| OPERATING IMPACT | ANY PHYSICAL IMPROVEMENTS WITHIN THE PUBLIC RIGHT-OF WAY WILL REQUIRE PERIODIC MAINTENANCE. | | | | | | |

| | |
|---------------------------|----------------|
| TOTAL PROJECT COST | ONGOING |
| PRIOR YEAR FUNDING | 400,000 |
| PRIOR YEAR AVAILABLE | 400,000 |
| FY 2013 PROPOSED | 200,000 |
| FY 2014 – FY 2017 PLANNED | 800,000 |
| REMAINING NEED | ONGOING |

| FY 2013 BUDGET DISTRIBUTION | |
|------------------------------|----------------|
| | AMOUNT |
| PLANNING/DESIGN | - |
| ACQUISITION/RELOCATION | 200,000 |
| SITE IMPROVEMENTS | - |
| CONSTRUCTION | - |
| FURNITURE/FIXTURES/EQUIPMENT | - |
| OTHER | - |
| TOTAL | 200,000 |

FUNDING SOURCE(S): GENERAL OBLIGATION BONDS

NOTES:

DEMOLITION & BLIGHT ABATEMENT

CATEGORY: ECONOMIC & COMMUNITY DEVELOPMENT
FOCUS AREA: UHICN
LOCATION: CITYWIDE
EST. COMPLETION DATE: ONGOING

DEPARTMENT: ECONOMIC & COMMUNITY DEVELOPMENT
DEPARTMENT PRIORITY: 3
FUND: 040
PROJECT #: 500-8766

DESCRIPTION & SCOPE: This project provides funds to remove, demolish, and/or board up buildings that are blighted and/or uninhabitable.



PURPOSE: To remove blighted and/or uninhabitable buildings or structures and to address and remediate blight, creating highly-visible physical improvements, increasing community safety, and providing a more conducive environment for commerce and economic growth.

HISTORY & KEY MILESTONES: This project has previously been funded in the capital improvement plan utilizing General Obligation Bonds. The FY 2013 adopted and planned project amounts are funded with pay-as-you-go cash committed from the FY 2012 budgetary surplus.

FINANCIAL SUMMARY

| | FY 2012 | FY 2013 | FY 2014 | FY 2015 | FY 2016 | FY 2017 | TOTAL FY 2013-2017 |
|-------------------------|---|---------|---------|---------|---------|---------|--------------------|
| FY 2013 PROPOSED | N/A | 400,000 | - | - | - | - | 400,000 |
| FY 2012 ADOPTED | 400,000 | 400,000 | - | - | - | N/A | 400,000 |
| CHANGE | N/A | - | - | - | - | - | - |
| OPERATING IMPACT | ANY PHYSICAL IMPROVEMENTS WITHIN THE PUBLIC RIGHT-OF WAY WILL REQUIRE PERIODIC MAINTENANCE. | | | | | | |

TOTAL PROJECT COST
 PRIOR YEAR FUNDING
 PRIOR YEAR AVAILABLE
 FY 2013 PROPOSED
 FY 2014 – FY 2017 PLANNED
REMAINING NEED

ONGOING
 6,000,000
 692,238
 400,000
 -
ONGOING

| FY 2013 BUDGET DISTRIBUTION | |
|------------------------------|----------------|
| | AMOUNT |
| PLANNING/DESIGN | - |
| ACQUISITION/RELOCATION | - |
| SITE IMPROVEMENTS | - |
| CONSTRUCTION | - |
| FURNITURE/FIXTURES/EQUIPMENT | - |
| OTHER | 400,000 |
| TOTAL | 400,000 |

FUNDING SOURCE(S): PAY-AS-YOU-GO CASH

NOTES:

DOVE STREET REDEVELOPMENT

CATEGORY: ECONOMIC & COMMUNITY DEVELOPMENT
FOCUS AREA: UHICN
LOCATION: 6
EST. COMPLETION DATE: 2015

DEPARTMENT: ECON & COMM DEV/RRHA
DEPARTMENT PRIORITY:
FUND: 040
PROJECT #: 500-8108

DESCRIPTION & SCOPE: This project develops street, alley, water, sewer, and drainage infrastructure improvements necessary in support of the redevelopment of the Dove Street area.



PURPOSE: To create a high-quality mixed-income community on one of the largest development opportunity sites in the north side of the city in support of the City's Unique and Inclusive Neighborhoods Focus Area.

HISTORY & KEY MILESTONES: This project is a coordinated effort between the City, the Richmond Redevelopment and Housing Authority and several other entities. The Dove Street redevelopment project area is approximately 52 acres. Through FY 2011, work has included demolition of Carrington Gardens-Northridge apartment complex and master planning. RRHA has a master development agreement with Crosland, LLC to undertake redevelopment. Funding for this project was transferred to the General Fund in FY13.

FINANCIAL SUMMARY

| | FY 2012 | FY 2013 | FY 2014 | FY 2015 | FY 2016 | FY 2017 | TOTAL FY 2013-2017 |
|-------------------------|--|-------------|---------|-----------|---------|---------|--------------------|
| FY 2013 PROPOSED | N/A | - | - | - | - | - | - |
| FY 2012 ADOPTED | - | 1,500,000 | - | 500,000 | - | N/A | 2,000,000 |
| CHANGE | N/A | (1,500,000) | - | (500,000) | - | - | (2,000,000) |
| OPERATING IMPACT | INCREASED REAL ESTATE TAX REVENUE IS ANTICIPATED UPON COMPLETION OF THE DOVE STREET REDEVELOPMENT PROJECT. | | | | | | |

TOTAL PROJECT COST 3,500,000
PRIOR YEAR FUNDING 1,500,000
PRIOR YEAR AVAILABLE 338,306
FY 2013 PROPOSED -
FY 2014 – FY 2017 PLANNED -
REMAINING NEED 2,000,000

| FY 2013 BUDGET DISTRIBUTION | |
|------------------------------|--------|
| | AMOUNT |
| PLANNING/DESIGN | - |
| ACQUISITION/RELOCATION | - |
| SITE IMPROVEMENTS | - |
| CONSTRUCTION | - |
| FURNITURE/FIXTURES/EQUIPMENT | - |
| OTHER | - |
| TOTAL | - |

FUNDING SOURCE(S): GENERAL OBLIGATION BONDS

NOTES:

EASTVIEW INITIATIVE

CATEGORY: ECONOMIC & COMMUNITY DEVELOPMENT
FOCUS AREA: UHICN
LOCATION: 6
EST. COMPLETION DATE: TBD

DEPARTMENT: ECONOMIC & COMMUNITY DEVELOPMENT
DEPARTMENT PRIORITY:
FUND: 040
PROJECT #: 230-8234



DESCRIPTION & SCOPE: This project provides funds to design and construct renovations and improvements to the Seven Hills Nursing facility for the purpose of creating a centralized source for City services that increases and diversifies key amenities in targeted neighborhoods. Improvements include interior renovations, upgrading the HVAC/ Electrical systems, and repairing the elevator systems.

PURPOSE: To repurpose existing facilities in order to provide library, recreational, health, and social services, amongst others, to targeted neighborhoods.

HISTORY & KEY MILESTONES: This project will be completed in multiple phases. Major milestones include, but are not limited to, provision of renovations to existing City facilities to make the existing facility suitable for use as a one-stop satellite office with various City services.

FINANCIAL SUMMARY

| | FY 2012 | FY 2013 | FY 2014 | FY 2015 | FY 2016 | FY 2017 | TOTAL FY 2013-2017 |
|-------------------------|---------|---------|---------|---------|---------|---------|--------------------|
| FY 2013 PROPOSED | N/A | 450,000 | - | - | - | - | 450,000 |
| FY 2012 ADOPTED | 750,000 | 450,000 | - | - | - | N/A | 450,000 |
| CHANGE | N/A | - | - | - | - | - | - |

OPERATING IMPACT

TOTAL PROJECT COST 1,200,000
 PRIOR YEAR FUNDING 750,000
 PRIOR YEAR AVAILABLE 490,220
 FY 2013 PROPOSED 450,000
 FY 2014 – FY 2017 PLANNED -
REMAINING NEED -

| FY 2013 BUDGET DISTRIBUTION | |
|------------------------------|----------------|
| | AMOUNT |
| PLANNING/DESIGN | - |
| ACQUISITION/RELOCATION | - |
| SITE IMPROVEMENTS | - |
| CONSTRUCTION | 450,000 |
| FURNITURE/FIXTURES/EQUIPMENT | - |
| OTHER | - |
| TOTAL | 450,000 |

FUNDING SOURCE(S): GENERAL OBLIGATION BONDS

NOTES:

FRANKLIN STREETSCAPE – 14TH STREET TO 18TH STREET

CATEGORY: ECONOMIC & COMMUNITY DEVELOPMENT
FOCUS AREA: EG, TRANSPORTATION
LOCATION: 6
EST. COMPLETION DATE: JULY 2015

DEPARTMENT: ECD, PUBLIC WORKS
DEPARTMENT PRIORITY:
FUND: 040
PROJECT #: NEW



DESCRIPTION & SCOPE: This project provides streetscape improvements to Franklin Street in the Shockoe Bottom from 14th Street to 18th Street, including cobblestone streets, brick sidewalks, brick crosswalks, undergrounding of utilities, decorative street lights, and trees. The project will be done in two phases: Phase I (15th to 17th Street) and Phase II (14th to 15th Street and 17th to 18th Street). Phase I is estimated to cost \$2.5 million; Phase II is estimated to cost \$1.7 million.

PURPOSE: This project is in accordance with the Shockoe Economic Revitalization Strategy plan to begin phased improvements in the east area of Shockoe Bottom. The project will be implemented to support the 2015 UCI World Cycling Championship, Farmers' Market Development Plan, and Main Street Station Phase III project.

HISTORY & KEY MILESTONES: The business association of Shockoe Bottom has met with City officials to discuss historic revitalization and infrastructure upgrades to the area. The Franklin Street opening through the Main St. Station building is a part of the Main Street station project funded through federal funds. Utility relocations and conflicts will be coordinated with the Department of Public Utilities.

FINANCIAL SUMMARY

| | FY 2012 | FY 2013 | FY 2014 | FY 2015 | FY 2016 | FY 2017 | TOTAL FY 2013-2017 |
|-------------------------|---------|-----------|-----------|---------|---------|---------|--------------------|
| FY 2013 PROPOSED | N/A | 1,250,000 | 1,250,000 | - | - | - | 2,500,000 |
| FY 2012 ADOPTED | - | - | - | - | - | N/A | - |
| CHANGE | N/A | 1,250,000 | 1,250,000 | - | - | - | 2,500,000 |

OPERATING IMPACT

| | |
|---------------------------|------------------|
| TOTAL PROJECT COST | 2,500,000 |
| PRIOR YEAR FUNDING | - |
| PRIOR YEAR AVAILABLE | - |
| FY 2013 PROPOSED | 1,250,000 |
| FY 2014 – FY 2017 PLANNED | 1,250,000 |
| REMAINING NEED | - |

| FY 2013 BUDGET DISTRIBUTION | |
|------------------------------|------------------|
| | AMOUNT |
| PLANNING/DESIGN | 375,000 |
| ACQUISITION/RELOCATION | - |
| SITE IMPROVEMENTS | - |
| CONSTRUCTION | 875,000 |
| FURNITURE/FIXTURES/EQUIPMENT | - |
| OTHER | - |
| TOTAL | 1,250,000 |

FUNDING SOURCE(S): GENERAL OBLIGATION BONDS

NOTES:

MAIN STREET STATION MULTI-MODAL TRANSPORTATION CENTER

CATEGORY: ECONOMIC & COMMUNITY DEVELOPMENT
FOCUS AREA: TRANS., EG
LOCATION: 6
EST. COMPLETION DATE: FY 2014

DEPARTMENT: ECONOMIC & COMMUNITY DEVELOPMENT
DEPARTMENT PRIORITY:
FUND: 040
PROJECT #: 210-8612

DESCRIPTION & SCOPE: To complete the full restoration of Main Street Station Multimodal Transportation Center serving Amtrak, GRTC, and alternative modes of transportation in downtown. Restoration efforts include the shed and seaboard buildings, passenger platforms, and extension of Franklin Street.



PURPOSE: To complete the full restoration of the Main Street Station Multimodal Transportation Center building.

HISTORY & KEY MILESTONES: Main Street Station and high speed rail have been high priority projects for the City and Richmond region for almost two decades. The station's opening in 2003 brought passenger train service back to Richmond after a 28 year hiatus. \$66.9 million in federal and state funding has been secured for the entire project. The FY 2013 proposed and planned appropriation provides the local match to a \$1.9 million federal grant, and funds for tenant fit out. The project will be completed in FY 2014.

FINANCIAL SUMMARY

| | FY 2012 | FY 2013 | FY 2014 | FY 2015 | FY 2016 | FY 2017 | TOTAL FY 2013-2017 |
|-------------------------|---------|---------|---------|---------|---------|---------|--------------------|
| FY 2013 PROPOSED | N/A | 879,346 | - | - | - | - | 879,346 |
| FY 2012 ADOPTED | 479,346 | 479,346 | - | - | - | N/A | 479,346 |
| CHANGE | N/A | 400,000 | - | - | - | - | 400,000 |

OPERATING IMPACT OPERATIONS ARE BUDGETED IN GENERAL FUND. STATION DEVELOPMENT WILL OFFSET EXPENSES.

TOTAL PROJECT COST 59,540,191
 PRIOR YEAR FUNDING 58,660,848
 PRIOR YEAR AVAILABLE 18,185,829
 FY 2013 PROPOSED 879,346
 FY 2014 – FY 2017 PLANNED -
REMAINING NEED -

| FY 2013 BUDGET DISTRIBUTION | |
|------------------------------|----------------|
| | AMOUNT |
| PLANNING/DESIGN | - |
| ACQUISITION/RELOCATION | - |
| SITE IMPROVEMENTS | - |
| CONSTRUCTION | 879,346 |
| FURNITURE/FIXTURES/EQUIPMENT | - |
| OTHER | - |
| TOTAL | 879,346 |

FUNDING SOURCE(S): GENERAL OBLIGATION BONDS

NOTES:

NEIGHBORHOODS IN BLOOM

CATEGORY: ECONOMIC & COMMUNITY DEVELOPMENT
FOCUS AREA: UHICN, EG
LOCATION: CITYWIDE
EST. COMPLETION DATE: ONGOING

DEPARTMENT: ECONOMIC & COMMUNITY DEVELOPMENT
DEPARTMENT PRIORITY:
FUND: 040
PROJECT #: 500-8105

DESCRIPTION & SCOPE: The project supports ongoing revitalization efforts, enhancing pedestrian and vehicular safety, funding infrastructure projects such as sidewalks, curbs, lighting, and street improvements.



PURPOSE: To provide infrastructure investment in select neighborhoods in order to increase neighborhoods attractiveness to private investments and create opportunities for residential development.

HISTORY & KEY MILESTONES: Street and sidewalk infrastructure improvements have been funded with this project over a number of years. The FY 2013 proposed and planned appropriations will fund continued improvements throughout targeted areas of the City.

FINANCIAL SUMMARY

| | FY 2012 | FY 2013 | FY 2014 | FY 2015 | FY 2016 | FY 2017 | TOTAL FY 2013-2017 |
|-------------------------|---------|---------|---------|---------|---------|---------|--------------------|
| FY 2013 PROPOSED | N/A | 100,000 | 100,000 | 100,000 | 100,000 | 100,000 | 500,000 |
| FY 2012 ADOPTED | 100,000 | 100,000 | 100,000 | 100,000 | 100,000 | N/A | 400,000 |
| CHANGE | N/A | - | - | - | - | 100,000 | 100,000 |

OPERATING IMPACT

| | |
|---------------------------|----------------|
| TOTAL PROJECT COST | ONGOING |
| PRIOR YEAR FUNDING | 5,151,125 |
| PRIOR YEAR AVAILABLE | 851,414 |
| FY 2013 PROPOSED | 100,000 |
| FY 2014 – FY 2017 PLANNED | 400,000 |
| REMAINING NEED | ONGOING |

| FY 2013 BUDGET DISTRIBUTION | |
|------------------------------|----------------|
| | AMOUNT |
| PLANNING/DESIGN | - |
| ACQUISITION/RELOCATION | - |
| SITE IMPROVEMENTS | - |
| CONSTRUCTION | 100,000 |
| FURNITURE/FIXTURES/EQUIPMENT | - |
| OTHER | - |
| TOTAL | 100,000 |

FUNDING SOURCE(S): GENERAL OBLIGATION BONDS

NOTES:

PUBLIC HOUSING TRANSFORMATION

CATEGORY: ECONOMIC & COMMUNITY DEVELOPMENT
FOCUS AREA: UHICN, EG
LOCATION: 6
EST. COMPLETION DATE: ONGOING

DEPARTMENT: ECONOMIC & COMMUNITY DEVELOPMENT
DEPARTMENT PRIORITY:
FUND:
PROJECT #: NEW

DESCRIPTION & SCOPE: The City and RRHA will partner with private developers to redevelop severely distressed public housing complexes in Eastview (Whitcomb Court and Mosby Court (northern, central, and southern sections)) and the East End area (Creighton Court and Fairfield Court). This multi-year, multi-phased project will initially concentrate on construction of approximately 1,400 new residences in mixed-use, mixed-income communities consisting of market rate and affordable rental and for-sale residences as well as retail, commercial, educational, and recreational amenities. The project is estimated to cost at least \$240 million, with the City's investment leveraging other non-City funding at a ratio of 1:50, minimum.



PURPOSE: To improve the overall quality of life for local residents, de-concentrate poverty, and stimulate private investment in the East End and Eastview neighborhoods through comprehensive revitalization of blighted public housing in these areas.

HISTORY & KEY MILESTONES: Based upon input from neighborhood residents, review of national models, and guidance from officials within the U.S. Department of Housing & Urban Development, City planners and economic developers have concluded that a robust public housing eradication strategy must be undertaken to fully restore the East End and Eastview neighborhoods.

FINANCIAL SUMMARY

| | FY 2012 | FY 2013 | FY 2014 | FY 2015 | FY 2016 | FY 2017 | TOTAL FY 2013-2017 |
|-------------------------|---------|---------|-----------|---------|-----------|---------|--------------------|
| FY 2013 PROPOSED | N/A | - | 2,500,000 | - | 2,500,000 | - | 5,000,000 |
| FY 2012 ADOPTED | - | - | - | - | - | N/A | - |
| CHANGE | N/A | - | 2,500,000 | - | 2,500,000 | - | 5,000,000 |

OPERATING IMPACT

| | |
|---------------------------|--------------------|
| TOTAL PROJECT COST | 240,000,000 |
| PRIOR YEAR FUNDING | - |
| PRIOR YEAR AVAILABLE | - |
| FY 2013 PROPOSED | - |
| FY 2014 – FY 2017 PLANNED | 5,000,000 |
| REMAINING NEED | 235,000,000 |

| FY 2013 BUDGET DISTRIBUTION | |
|------------------------------|----------|
| | AMOUNT |
| PLANNING/DESIGN | - |
| ACQUISITION/RELOCATION | - |
| SITE IMPROVEMENTS | - |
| CONSTRUCTION | - |
| FURNITURE/FIXTURES/EQUIPMENT | - |
| OTHER | - |
| TOTAL | - |

FUNDING SOURCE(S): GENERAL OBLIGATION BONDS

NOTES:

RIVERFRONT PLAN IMPLEMENTATION

CATEGORY: ECONOMIC & COMMUNITY DEVELOPMENT
FOCUS AREA: SNE
LOCATION: CITYWIDE
EST. COMPLETION DATE: ONGOING

DEPARTMENT: PLANNING & DEVELOPMENT REVIEW
DEPARTMENT PRIORITY: 1
FUND: 040
PROJECT #: NEW



DESCRIPTION & SCOPE: This project is the first step in implementation of the Riverfront Master Plan. The Riverfront Master Plan outlines the means to create a unified, cohesive system of open space that will provide enhanced recreational opportunities, improve linkages to and from the river (particularly for pedestrians, bicyclists, and individuals with mobility needs), and support and spur economic and neighborhood development near the James River.

PURPOSE: The provision of open spaces for recreational activities and entertainment not only provides amenities for citizens throughout the City - it also increases the value of nearby properties, encouraging investment and development. A riverfront park system would connect existing public spaces (such as Brown's Island, Ancarrow's Landing, Belle Isle, the Canal Walk, and the Capital Trail) with new public spaces (including the Manchester area, Lehigh, and Mayo's Island), creating a world-class urban recreation system.

HISTORY & KEY MILESTONES: This project has not been previously funded in the capital project budget.

FINANCIAL SUMMARY

| | FY 2012 | FY 2013 | FY 2014 | FY 2015 | FY 2016 | FY 2017 | TOTAL FY 2013-2017 |
|-------------------------|---------|---------|-----------|---------|---------|---------|--------------------|
| FY 2013 PROPOSED | N/A | 962,500 | 4,037,500 | - | - | - | 5,000,000 |
| FY 2012 ADOPTED | - | - | - | - | - | N/A | - |
| CHANGE | N/A | 962,500 | 4,037,500 | - | - | - | 5,000,000 |

OPERATING IMPACT ANY PHYSICAL IMPROVEMENTS WITHIN THE PUBLIC RIGHT-OF-WAY WILL REQUIRE PERIODIC MAINTENANCE.

| | |
|---------------------------|----------------|
| TOTAL PROJECT COST | ONGOING |
| PRIOR YEAR FUNDING | - |
| PRIOR YEAR AVAILABLE | - |
| FY 2013 PROPOSED | 962,500 |
| FY 2014 – FY 2017 PLANNED | 4,037,500 |
| REMAINING NEED | ONGOING |

| FY 2013 BUDGET DISTRIBUTION | |
|------------------------------|----------------|
| | AMOUNT |
| PLANNING/DESIGN | 962,500 |
| ACQUISITION/RELOCATION | - |
| SITE IMPROVEMENTS | - |
| CONSTRUCTION | - |
| FURNITURE/FIXTURES/EQUIPMENT | - |
| OTHER | - |
| TOTAL | 962,500 |

FUNDING SOURCE(S): GENERAL OBLIGATION BONDS

NOTES:

SHOCKOE REVITALIZATION PLAN IMPLEMENTATION (PHASE I OF SHOCKOE PROMENADE)

CATEGORY: ECONOMIC & COMMUNITY DEVELOPMENT
FOCUS AREA: ECONOMIC GROWTH
LOCATION: 6
EST. COMPLETION DATE: SPRING 2013

DEPARTMENT: ECONOMIC & COMMUNITY DEVELOPMENT
DEPARTMENT PRIORITY:
FUND: 040
PROJECT #: NEW



DESCRIPTION & SCOPE: This project will provide a plan for converting the Farmers' Market space into a more flexible public open space and the construction funds to develop the basic space. A conceptual plan for a public promenade stretching over Main St. to Grace St., and ultimately to Broad St., in Shockoe Bottom along the eastern side of the train concourse will begin in 2012 with this funding and be supplemented by private funding. Site improvements will include removal of existing structures, resurfacing of the plaza, and repositioning and extension of the sidewalks. Undergrounding of overhead utilities is not included in this project.

PURPOSE: To remove the existing Farmers' Market structure, complete Phase I of the Shockoe Promenade, link the restored train concourse to the surrounding neighborhood, provide public open space, and spur future private development.

HISTORY & KEY MILESTONES: The Shockoe Economic Revitalization Strategy identified this project as a catalyst for the neighborhood.

FINANCIAL SUMMARY

| | FY 2012 | FY 2013 | FY 2014 | FY 2015 | FY 2016 | FY 2017 | TOTAL FY 2013-2017 |
|-------------------------|---------|-----------|---------|---------|---------|---------|--------------------|
| FY 2013 PROPOSED | N/A | 2,100,000 | - | - | - | - | 2,100,000 |
| FY 2012 ADOPTED | - | - | - | - | - | N/A | - |
| CHANGE | N/A | 2,100,000 | - | - | - | - | 2,100,000 |

OPERATING IMPACT

| | |
|---------------------------|------------------|
| TOTAL PROJECT COST | 2,100,000 |
| PRIOR YEAR FUNDING | - |
| PRIOR YEAR AVAILABLE | - |
| FY 2013 PROPOSED | 2,100,000 |
| FY 2014 – FY 2017 PLANNED | - |
| REMAINING NEED | - |

| FY 2013 BUDGET DISTRIBUTION | |
|------------------------------|------------------|
| | AMOUNT |
| PLANNING/DESIGN | 300,000 |
| ACQUISITION/RELOCATION | - |
| SITE IMPROVEMENTS | - |
| CONSTRUCTION | 1,800,000 |
| FURNITURE/FIXTURES/EQUIPMENT | - |
| OTHER | - |
| TOTAL | 2,100,000 |

FUNDING SOURCE(S): GENERAL OBLIGATION BONDS

NOTES:

Education



SCHOOL PLANNING & CONSTRUCTION

CATEGORY: EDUCATION

FOCUS AREA: EWD

LOCATION: CITYWIDE

EST. COMPLETION DATE: SEPTEMBER 2015

DEPARTMENT: PUBLIC WORKS

DEPARTMENT PRIORITY:

FUND: 010

PROJECT #: 230-8198

DESCRIPTION & SCOPE: This project funds the design and construction of four new schools: Broad Rock Elementary School, Oak Grove Elementary School, Martin Luther King, Jr. Middle School and Huguenot High School. Combined, these four schools will serve approximately 3,500 Richmond students.



PURPOSE: To replace four existing school facilities with modern facilities that will also serve as assets to the community at large.

HISTORY & KEY MILESTONES: The schools selected for replacement date back as far as 1937. Through FY 2012, primary construction contracts are underway on both elementary school projects. Designs are essentially complete and primary construction contract procurements are underway on Martin Luther King, Jr. Middle School and Huguenot High School projects. Groundbreaking for both the middle school and high school are planned for late FY 2012. The elementary school openings for students are planned for January 2013. Opening of the new middle and high schools are planned for January 2014 and January 2015 respectively.

FINANCIAL SUMMARY

| | FY 2012 | FY 2013 | FY 2014 | FY 2015 | FY 2016 | FY 2017 | TOTAL FY 2013-2017 |
|-------------------------|------------|------------|------------|------------|-----------|---------|--------------------|
| FY 2013 PROPOSED | N/A | 20,412,757 | 21,336,361 | 17,274,423 | 5,951,681 | - | 64,975,222 |
| FY 2012 ADOPTED | 34,081,869 | 18,559,181 | 19,800,000 | 9,776,261 | - | N/A | 48,135,442 |
| CHANGE | N/A | 1,853,576 | 1,536,361 | 7,498,162 | 5,951,681 | - | 16,839,780 |

OPERATING IMPACT THE REPLACEMENT OF THESE OUTDATED SCHOOLS WILL RESULT IN SUBSTANTIAL OPERATIONAL AND MAINTENANCE COST EFFICIENCIES AT EACH FACILITY.

| | |
|---------------------------|--------------------|
| TOTAL PROJECT COST | 166,547,427 |
| PRIOR YEAR FUNDING | 101,572,205 |
| PRIOR YEAR AVAILABLE | 39,922,915 |
| FY 2013 PROPOSED | 20,412,757 |
| FY 2014 – FY 2017 PLANNED | 44,562,465 |
| REMAINING NEED | - |

| FY 2013 BUDGET DISTRIBUTION | |
|------------------------------|-------------------|
| | AMOUNT |
| PLANNING/DESIGN | - |
| ACQUISITION/RELOCATION | - |
| SITE IMPROVEMENTS | - |
| CONSTRUCTION | 20,412,757 |
| FURNITURE/FIXTURES/EQUIPMENT | - |
| OTHER | - |
| TOTAL | 20,412,757 |

FUNDING SOURCE(S): GENERAL OBLIGATION BONDS

NOTES:

SCHOOL MAINTENANCE

CATEGORY: EDUCATION
FOCUS AREA: CSWB, EWD
LOCATION: CITYWIDE
EST. COMPLETION DATE: ONGOING

DEPARTMENT: RICHMOND PUBLIC SCHOOLS
DEPARTMENT PRIORITY:
FUND: 040
PROJECT #: 780-8111

DESCRIPTION & SCOPE: This project provides improvements to maintain and upgrade the City’s educational facilities. Improvements include: replacement of cooling towers, boilers, rooftop and air handling units; the addition of energy efficient lighting; upgraded power infrastructure to support modern technology; replacement of roofs, asbestos flooring, ceiling tiles, and single-pane windows; and replacement and repair of asphalt surfaces, playgrounds, and running tracks.



PURPOSE: To maintain a learning environment that supports the highest quality educational standards available to the students of the City of Richmond. Additionally, these projects will improve the function and operational efficiency of over 60 school facilities, thereby prolonging the useful life of their structures and systems.

HISTORY & KEY MILESTONES: Through FY 2012, this project has provided numerous improvements to building and facilities throughout the school system, including, but not limited to: roof repairs and replacement, boiler and cooling tower repair and replacement, HVAC repair and replacement and electrical modifications to enable the buildings to support changing information technology infrastructure. FY 2013 proposed and planned funding will continue to fund similar projects in the future.

FINANCIAL SUMMARY

| | FY 2012 | FY 2013 | FY 2014 | FY 2015 | FY 2016 | FY 2017 | TOTAL FY 2013-2017 |
|-------------------------|-----------|---------|---------|---------|---------|---------|--------------------|
| FY 2013 PROPOSED | N/A | 500,000 | 500,000 | 500,000 | 500,000 | 500,000 | 2,500,000 |
| FY 2012 ADOPTED | 1,217,528 | 500,000 | 500,000 | 500,000 | 500,000 | N/A | 2,000,000 |
| CHANGE | N/A | - | - | - | - | 500,000 | 500,000 |

OPERATING IMPACT FACILITY UPGRADES WILL PROVIDE QUALITY LEARNING ENVIRONMENTS FOR THE STUDENTS OF THE CITY OF RICHMOND WITH THE ADDED BENEFIT OF ACHIEVING OPERATIONAL COST EFFICIENCIES.

| | |
|---------------------------|----------------|
| TOTAL PROJECT COST | ONGOING |
| PRIOR YEAR FUNDING | 64,046,121 |
| PRIOR YEAR AVAILABLE | 2,242,273 |
| FY 2013 PROPOSED | 500,000 |
| FY 2014 – FY 2017 PLANNED | 2,000,000 |
| REMAINING NEED | ONGOING |

| FY 2013 BUDGET DISTRIBUTION | |
|------------------------------|----------------|
| | AMOUNT |
| PLANNING/DESIGN | - |
| ACQUISITION/RELOCATION | - |
| SITE IMPROVEMENTS | - |
| CONSTRUCTION | 500,000 |
| FURNITURE/FIXTURES/EQUIPMENT | - |
| OTHER | - |
| TOTAL | 500,000 |

FUNDING SOURCE(S): GENERAL OBLIGATION BONDS

NOTES:

SCHOOLS ADA COMPLIANCE

CATEGORY: EDUCATION
FOCUS AREA: CSWB, EWD
LOCATION: CITYWIDE
EST. COMPLETION DATE: FY 2015

DEPARTMENT: RICHMOND PUBLIC SCHOOLS
DEPARTMENT PRIORITY:
FUND: 040
PROJECT #: 780-8103

DESCRIPTION & SCOPE: Per a settlement agreement entered into as of January 2006, Richmond Public Schools (RPS) is obligated to remediate various schools to comply with the Americans with Disabilities Act (ADA) of 1990. In the remaining years of the project, RPS will remediate approximately 53 projects, which mainly consist of playground renovations and the installation of two elevators.



PURPOSE: To ensure that persons with disabilities have access to all RPS programs, services and activities and to meet all Federal ADA mandates.

HISTORY & KEY MILESTONES: The ADA assures persons with disabilities access to all programs and services provided by state and local government agencies. In FY 2009, the City of Richmond began allocating funding, via ordinance, specifically for ADA remediation projects. RPS has completed approximately 240 projects. Completion of all remaining projects is anticipated by the close of FY 2015.

FINANCIAL SUMMARY

| | FY 2012 | FY 2013 | FY 2014 | FY 2015 | FY 2016 | FY 2017 | TOTAL FY 2013-2017 |
|-------------------------|-----------|-----------|---------|-----------|---------|---------|--------------------|
| FY 2013 PROPOSED | N/A | 1,500,000 | - | 2,700,000 | - | - | 4,200,000 |
| FY 2012 ADOPTED | 4,500,000 | 1,500,000 | - | 2,700,000 | - | N/A | 4,200,000 |
| CHANGE | N/A | - | - | - | - | - | - |

OPERATING IMPACT FACILITY RENOVATIONS WILL RESULT IN COMPLIANCE WITH FEDERAL MANDATES AND THE PENDING LAW SUIT UNDER THE AMERICANS WITH DISABILITIES ACT.

| | |
|---------------------------|-------------------|
| TOTAL PROJECT COST | 25,272,717 |
| PRIOR YEAR FUNDING | 21,072,717 |
| PRIOR YEAR AVAILABLE | 8,098,040 |
| FY 2013 PROPOSED | 1,500,000 |
| FY 2014 – FY 2017 PLANNED | 2,700,000 |
| REMAINING NEED | - |

| FY 2013 BUDGET DISTRIBUTION | |
|------------------------------|------------------|
| | AMOUNT |
| PLANNING/DESIGN | 300,000 |
| ACQUISITION/RELOCATION | - |
| SITE IMPROVEMENTS | - |
| CONSTRUCTION | 1,200,000 |
| FURNITURE/FIXTURES/EQUIPMENT | - |
| OTHER | - |
| TOTAL | 1,500,000 |

FUNDING SOURCE(S): GENERAL OBLIGATION BONDS

NOTES:

TECHNOLOGY/VOCATIONAL SCHOOL IMPROVEMENTS

CATEGORY: EDUCATION
FOCUS AREA: CSWB, EWD
LOCATION: CITYWIDE
EST. COMPLETION DATE: ONGOING

DEPARTMENT: PUBLIC WORKS
DEPARTMENT PRIORITY:
FUND: 040
PROJECT #: 230-8153

DESCRIPTION & SCOPE: This project provides funding to upgrade and modernize the Richmond Technology/Vocational School.



PURPOSE: To maintain a learning environment that supports the highest quality educational standards available to the students of the City of Richmond. Additionally, this project will fund the coordinated development and modernization of the existing facility into a state-of-the-art technology/vocational career development and retraining school for the City. Facility improvements will be focused on successful career training for high school students and adults to better support local business workforce requirements

HISTORY & KEY MILESTONES: Initial funding in FY2009 and FY2010 was provided for project evaluation and design. Additional funds for physical improvements were provided in FY2011. In FY2012 a grant was received to study the feasibility of creating a Center for Arts and Technology. The results of this will be available in late spring or early summer of FY2013. Municipal planning to implement the recommendations of the study is expected to be conducted in FY2014. Therefore, existing appropriations are proposed to be re-allocated from FY2013, and reinstated to FY2015 to coincide with the completion and analysis of this study.

FINANCIAL SUMMARY

| | FY 2012 | FY 2013 | FY 2014 | FY 2015 | FY 2016 | FY 2017 | TOTAL FY 2013-2017 |
|-------------------------|--|-------------|---------|-----------|---------|---------|--------------------|
| FY 2013 PROPOSED | N/A | (1,100,000) | - | 1,100,000 | - | - | - |
| FY 2012 ADOPTED | - | - | - | - | - | N/A | - |
| CHANGE | N/A | (1,100,000) | - | 1,100,000 | - | - | - |
| OPERATING IMPACT | FACILITY UPGRADES WILL PROVIDE QUALITY LEARNING ENVIRONMENTS FOR THE STUDENTS OF THE CITY OF RICHMOND WITH THE ADDED BENEFIT OF ACHIEVING OPERATIONAL COST EFFICIENCIES. | | | | | | |

TOTAL PROJECT COST
 PRIOR YEAR FUNDING
 PRIOR YEAR AVAILABLE
 FY 2013 PROPOSED
 FY 2014 – FY 2017 PLANNED
REMAINING NEED

ONGOING
 1,100,000
 1,100,000
 (1,100,000)
 1,000,000
ONGOING

| FY 2013 BUDGET DISTRIBUTION | |
|------------------------------|--------------------|
| | AMOUNT |
| PLANNING/DESIGN | - |
| ACQUISITION/RELOCATION | - |
| SITE IMPROVEMENTS | - |
| CONSTRUCTION | - |
| FURNITURE/FIXTURES/EQUIPMENT | - |
| OTHER | (1,100,000) |
| TOTAL | (1,100,000) |

FUNDING SOURCE(S): GENERAL OBLIGATION BONDS

NOTES:

Public Safety



800 MHz RADIO SYSTEM UPDATE AND EQUIPMENT REPLACEMENT

CATEGORY: PUBLIC SAFETY
FOCUS AREA: CSWB
LOCATION: CITYWIDE
EST. COMPLETION DATE: TBD

DEPARTMENT: PUBLIC WORKS
DEPARTMENT PRIORITY:
FUND: 040
PROJECT #: 230-8302

DESCRIPTION & SCOPE: This project funds the coordinated updates to and replacement of the City’s existing 800 MHz radio system.



PURPOSE: To complete a needs assessment in coordination with the Chesterfield and Henrico Counties followed by a system upgrade and replacement that will address the City’s public safety communication needs as the current system reaches the end of its useful life. Replacement of the existing older, unsupported equipment will result in the City of Richmond’s ability to provide mission critical voice communications to its public safety users.

HISTORY & KEY MILESTONES: The current radio network was purchased in the late 1990s as part of a regional initiative to improve regional cooperation and interoperability among Richmond-area public safety users.

FINANCIAL SUMMARY

| | FY 2012 | FY 2013 | FY 2014 | FY 2015 | FY 2016 | FY 2017 | TOTAL FY 2013-2017 |
|-------------------------|---------|---------|---------|---------|-----------|------------|--------------------|
| FY 2013 PROPOSED | N/A | - | - | - | 9,500,000 | 12,650,000 | 22,150,000 |
| FY 2012 ADOPTED | 500,000 | - | - | - | 865,500 | N/A | 865,500 |
| CHANGE | N/A | - | - | - | 8,634,500 | 12,650,000 | 21,284,500 |

OPERATING IMPACT

| | |
|---------------------------|------------|
| TOTAL PROJECT COST | TBD |
| PRIOR YEAR FUNDING | 500,000 |
| PRIOR YEAR AVAILABLE | 250,000 |
| FY 2013 PROPOSED | - |
| FY 2014 – FY 2017 PLANNED | 22,150,000 |
| REMAINING NEED | TBD |

| FY 2013 BUDGET DISTRIBUTION | |
|------------------------------|----------|
| | AMOUNT |
| PLANNING/DESIGN | - |
| ACQUISITION/RELOCATION | - |
| SITE IMPROVEMENTS | - |
| CONSTRUCTION | - |
| FURNITURE/FIXTURES/EQUIPMENT | - |
| OTHER | - |
| TOTAL | - |

FUNDING SOURCE(S): GENERAL OBLIGATION BONDS

NOTES:

CITY JAIL

CATEGORY: PUBLIC SAFETY
FOCUS AREA: CSWB, SNE, WMG
LOCATION: CITYWIDE
EST. COMPLETION DATE: FY 2014

DEPARTMENT: PUBLIC WORKS
DEPARTMENT PRIORITY: 1
FUND: 040
PROJECT #: 230-8157

DESCRIPTION & SCOPE: This project will replace and upgrade critical building systems at the City Jail, including the electrical system, egress lighting, freight elevator system, sprinkler system, fire alarm system, cooling system, and plumbing system.

PURPOSE: To maintain the function and operational efficiency of the City Jail.



HISTORY & KEY MILESTONES: Construction of the current City Jail was completed in 1965. The age of the current facility presents serious operating and infrastructure maintenance problems. Thirty percent of the mechanical piping systems has been replaced; continued funding is required to complete the project.

The process for design and construction of a new City Jail facility is underway. However, replacements of and upgrades to building systems of the current facility are needed to meet code requirements and maintain operational functionality of the current facility until construction of the new facility is completed.

FINANCIAL SUMMARY

| | FY 2012 | FY 2013 | FY 2014 | FY 2015 | FY 2016 | FY 2017 | TOTAL FY 2013-2017 |
|-------------------------|---------|---------|---------|---------|---------|---------|--------------------|
| FY 2013 PROPOSED | N/A | 300,000 | 300,000 | - | - | - | 600,000 |
| FY 2012 ADOPTED | 250,000 | - | - | - | - | N/A | - |
| CHANGE | N/A | 300,000 | 300,000 | - | - | - | 600,000 |

OPERATING IMPACT THE REPLACEMENT OF OLDER EQUIPMENT AND SYSTEMS WILL RESULT IN OPERATION COST EFFICIENCIES.

TOTAL PROJECT COST 13,904,219
 PRIOR YEAR FUNDING 13,304,219
 PRIOR YEAR AVAILABLE 319,621
 FY 2013 PROPOSED 300,000
 FY 2014 – FY 2017 PLANNED 300,000
REMAINING NEED -

| FY 2013 BUDGET DISTRIBUTION | |
|------------------------------|----------------|
| | AMOUNT |
| PLANNING/DESIGN | - |
| ACQUISITION/RELOCATION | - |
| SITE IMPROVEMENTS | 300,000 |
| CONSTRUCTION | - |
| FURNITURE/FIXTURES/EQUIPMENT | - |
| OTHER | - |
| TOTAL | 300,000 |

FUNDING SOURCE(S): GENERAL OBLIGATION BONDS

NOTES:

NEW CITY JUSTICE CENTER

CATEGORY: PUBLIC SAFETY
FOCUS AREA: CSWB, SNE, WMG
LOCATION: CITYWIDE
EST. COMPLETION DATE: FALL 2014

DEPARTMENT: PUBLIC WORKS
DEPARTMENT PRIORITY:
FUND: 040
PROJECT #: 230-8221

DESCRIPTION & SCOPE: This project includes the design and construction of a comprehensive new City Justice Center at the existing City jail site. The project was awarded to the Tompkins Ballard Joint Venture utilizing the Public-Private Education and Infrastructure Act (PPEA) process. A notice to proceed was issued on August 22, 2011.



PURPOSE: To provide a modern and comprehensive Justice Center facility that is properly sized for City jail population requirements. There is current overcrowding in the existing facility with the average daily population ranging from 1,300-1,500 inmates. The age of the current facility presents difficulties in operating and maintaining the infrastructure.

HISTORY & KEY MILESTONES: Construction of the current City Jail was completed in 1965 with a 100 bed women's addition in 1992 providing an overall rated capacity of 882 beds. The City has received approval from the State Department of Corrections to proceed with the improvement project. The PPEA process for design/build delivery of the project was utilized. Design will be completed by June, 2012, with construction estimated to be completed by October, 2014.

FINANCIAL SUMMARY

| | FY 2012 | FY 2013 | FY 2014 | FY 2015 | FY 2016 | FY 2017 | TOTAL FY 2013-2017 |
|-------------------------|------------|-------------|-------------|-----------|---------|---------|--------------------|
| FY 2013 PROPOSED | N/A | 45,000,000 | 19,500,000 | 7,500,000 | - | - | 72,000,000 |
| FY 2012 ADOPTED | 29,000,000 | 46,000,000 | 22,000,000 | 5,000,000 | - | N/A | 73,000,000 |
| CHANGE | N/A | (1,000,000) | (2,500,000) | 2,500,000 | - | - | (1,000,000) |

OPERATING IMPACT THE REPLACEMENT OF THE OUTDATED & SEVERELY OVERCROWDED CURRENT CITY JAIL FACILITY WILL RESULT IN SUBSTANTIAL OPERATING & MAINTENANCE COST EFFICIENCIES.

| | |
|---------------------------|--------------------|
| TOTAL PROJECT COST | 133,600,000 |
| PRIOR YEAR FUNDING | 61,600,000 |
| PRIOR YEAR AVAILABLE | 49,548,189 |
| FY 2013 PROPOSED | 45,000,000 |
| FY 2014 – FY 2017 PLANNED | 27,000,000 |
| REMAINING NEED | - |

| FY 2013 BUDGET DISTRIBUTION | |
|------------------------------|-------------------|
| | AMOUNT |
| PLANNING/DESIGN | 600,000 |
| ACQUISITION/RELOCATION | - |
| SITE IMPROVEMENTS | - |
| CONSTRUCTION | 34,400,000 |
| FURNITURE/FIXTURES/EQUIPMENT | - |
| OTHER | 10,000,000 |
| TOTAL | 45,000,000 |

FUNDING SOURCE(S): GENERAL OBLIGATION BONDS

NOTES:

FIRE STATION RENOVATIONS

CATEGORY: PUBLIC SAFETY
FOCUS AREA: CSWB, SNE, WMG
LOCATION: CITYWIDE
EST. COMPLETION DATE: FY 2020

DEPARTMENT: PUBLIC WORKS
DEPARTMENT PRIORITY: 1
FUND: 040
PROJECT #: 230-8929



DESCRIPTION & SCOPE: This project includes remodeling and renovation of fire stations throughout the City. Work will be completed in living spaces, bunk areas, restrooms, kitchens, and other spaces within the stations.

PURPOSE: To address code compliance issues related to gender and privacy requirements, as well as maintain the function and operational efficiency of the buildings and systems.

HISTORY & KEY MILESTONES: Eighteen percent of the projects have been funded. Continued funding is required to complete these projects.

FINANCIAL SUMMARY

| | FY 2012 | FY 2013 | FY 2014 | FY 2015 | FY 2016 | FY 2017 | TOTAL FY 2013-2017 |
|-------------------------|---------|---------|---------|---------|---------|---------|--------------------|
| FY 2013 PROPOSED | N/A | 500,000 | 500,000 | 500,000 | 500,000 | 500,000 | 2,500,000 |
| FY 2012 ADOPTED | 500,000 | 500,000 | 500,000 | 500,000 | 500,000 | N/A | 2,000,000 |
| CHANGE | N/A | - | - | - | - | 500,000 | 500,000 |

OPERATING IMPACT THE REPLACEMENT OF OLDER EQUIPMENT AND SYSTEMS WILL RESULT IN OPERATION COST EFFICIENCIES.

| | |
|---------------------------|-------------------|
| TOTAL PROJECT COST | 10,000,000 |
| PRIOR YEAR FUNDING | 3,700,000 |
| PRIOR YEAR AVAILABLE | 1,684,149 |
| FY 2013 PROPOSED | 500,000 |
| FY 2014 – FY 2017 PLANNED | 2,000,000 |
| REMAINING NEED | 3,800,000 |

| FY 2013 BUDGET DISTRIBUTION | |
|------------------------------|----------------|
| | AMOUNT |
| PLANNING/DESIGN | - |
| ACQUISITION/RELOCATION | - |
| SITE IMPROVEMENTS | 500,000 |
| CONSTRUCTION | - |
| FURNITURE/FIXTURES/EQUIPMENT | - |
| OTHER | - |
| TOTAL | 500,000 |

FUNDING SOURCE(S): GENERAL OBLIGATION BONDS

NOTES:

JUVENILE DETENTION CENTER

CATEGORY: PUBLIC SAFETY
FOCUS AREA: CSWB, SNE, WMG
LOCATION: CITYWIDE
EST. COMPLETION DATE: ONGOING

DEPARTMENT: PUBLIC WORKS
DEPARTMENT PRIORITY: 1
FUND: 040
PROJECT #: 230-8931



DESCRIPTION & SCOPE: This project addresses the replacement of the existing security and heating and cooling systems at the Juvenile Detention Center. Renovations will include kitchen equipment, mechanical systems, and other operational units.

PURPOSE: To maintain the function and operational efficiency of the Juvenile Detention Center, while prolonging the life of the building and systems.

HISTORY & KEY MILESTONES: Twenty percent of the mechanical and/or electrical systems have been replaced. Continued funding is required to complete the project.

FINANCIAL SUMMARY

| | FY 2012 | FY 2013 | FY 2014 | FY 2015 | FY 2016 | FY 2017 | TOTAL FY 2013-2017 |
|-------------------------|---------|---------|---------|---------|---------|---------|--------------------|
| FY 2013 PROPOSED | N/A | 400,000 | 400,000 | 400,000 | 400,000 | 400,000 | 2,000,000 |
| FY 2012 ADOPTED | 100,000 | - | - | 100,000 | - | N/A | 100,000 |
| CHANGE | N/A | 400,000 | 400,000 | 300,000 | 400,000 | 400,000 | 1,900,000 |

OPERATING IMPACT THE REPLACEMENT OF OLDER EQUIPMENT AND SYSTEMS WILL RESULT IN OPERATION COST EFFICIENCIES.

| | |
|---------------------------|----------------|
| TOTAL PROJECT COST | ONGOING |
| PRIOR YEAR FUNDING | 1,040,003 |
| PRIOR YEAR AVAILABLE | 9,833 |
| FY 2013 PROPOSED | 400,000 |
| FY 2014 – FY 2017 PLANNED | 1,600,000 |
| REMAINING NEED | ONGOING |

| FY 2013 BUDGET DISTRIBUTION | |
|------------------------------|----------------|
| | AMOUNT |
| PLANNING/DESIGN | - |
| ACQUISITION/RELOCATION | - |
| SITE IMPROVEMENTS | - |
| CONSTRUCTION | 400,000 |
| FURNITURE/FIXTURES/EQUIPMENT | - |
| OTHER | - |
| TOTAL | 400,000 |

FUNDING SOURCE(S): GENERAL OBLIGATION BONDS

NOTES:

OLIVER HILL COURTS BUILDING

CATEGORY: CITY FACILITIES
FOCUS AREA: WMG
LOCATION: CITYWIDE
EST. COMPLETION DATE: ONGOING

DEPARTMENT: PUBLIC WORKS
DEPARTMENT PRIORITY:
FUND: 040
PROJECT #: 230-8799



DESCRIPTION & SCOPE: This project provides repairs, improvements, and renovations/expansion to the Oliver Hill Courts Building. The scope of work includes installation of additional security cameras and DVR (both indoors and outdoors), drug testing room, new access control system, reconstructed main entrance, vehicle intrusion barriers, panic alarms, additional ballistic-resistant windows, and a new roof.

PURPOSE: To maintain the function and operational efficiency of the Oliver Hill Courts Building by prolonging the useful life of the building and systems.

HISTORY & KEY MILESTONES: This project has been minimally funded since 2003 when Public Works, the Sheriff's Office, and the Juvenile and Domestic Relations Court began collaborating to prepare funding requests. Recent CIP requests have proactively attempted to address: (1) future planning for the roof and HVAC systems that have surpassed or soon will reach the end of their useful lives, (2) insufficient and inefficient interior space and exterior parking, and (3) significant courthouse security concerns as supported by documentation by an independent consultant and numerous assessments over a 15-year period.

FINANCIAL SUMMARY

| | FY 2012 | FY 2013 | FY 2014 | FY 2015 | FY 2016 | FY 2017 | TOTAL FY 2013-2017 |
|-------------------------|---------|---------|---------|---------|---------|---------|--------------------|
| FY 2013 PROPOSED | N/A | 400,000 | 400,000 | 400,000 | 400,000 | 400,000 | 2,000,000 |
| FY 2012 ADOPTED | - | - | - | - | - | N/A | - |
| CHANGE | N/A | 400,00 | 400,000 | 400,000 | 400,000 | 400,000 | 2,000,000 |

OPERATING IMPACT THE REPLACEMENT OF OLDER EQUIPMENT AND SYSTEMS WILL RESULT IN OPERATION COST EFFICIENCIES.

| | |
|---------------------------|-------------------|
| TOTAL PROJECT COST | 12,660,000 |
| PRIOR YEAR FUNDING | 2,086,741 |
| PRIOR YEAR AVAILABLE | 247,290 |
| FY 2013 PROPOSED | 400,000 |
| FY 2014 – FY 2017 PLANNED | 1,600,000 |
| REMAINING NEED | 8,573,249 |

| FY 2013 BUDGET DISTRIBUTION | |
|------------------------------|----------------|
| | AMOUNT |
| PLANNING/DESIGN | - |
| ACQUISITION/RELOCATION | - |
| SITE IMPROVEMENTS | - |
| CONSTRUCTION | 400,000 |
| FURNITURE/FIXTURES/EQUIPMENT | - |
| OTHER | - |
| TOTAL | 400,000 |

FUNDING SOURCE(S): GENERAL OBLIGATION BONDS

NOTES: PRIOR YEAR FUNDING WAS NOT APPROPRIATED SOLELY FOR THE OLIVER HILL COURTS BUILDING. PRIOR TO FY 2009, CAPITAL FUNDS WERE SHARED BETWEEN THE OLIVER HILL COURTS BUILDING AND JUVENILE DETENTION CENTER.

POLICE FIRING RANGE – CAROLINE COUNTY

CATEGORY: PUBLIC SAFETY
FOCUS AREA: CSWB, SNE, WMG
LOCATION: CITYWIDE
EST. COMPLETION DATE: FY 2016

DEPARTMENT: PUBLIC WORKS
DEPARTMENT PRIORITY: 1
FUND: 040
PROJECT #: 230-8303

DESCRIPTION & SCOPE: This project addresses remediation and site improvements of the existing Police outdoor firing range in Caroline County. This site has years of build-up related to contamination and requires remediation of all such materials and/or hazards. Once the site is cleaned, a new training facility and range would be required to meet the Police Department’s training programs.

PURPOSE: To remediate contamination at and maintain the function and operational efficiency of the outdoor firing range facility.



HISTORY & KEY MILESTONES: The firing range has been in use since the 1960s and was purchased “as is” several years ago. Remediation of contamination at the site is required and the Department of Environmental Quality is providing guidance and direction. The project will be completed in four phases: Phase 1: Site evaluation and testing; Phase 2: Site remediation and clean up; Phase 3: Design of a new facility; and Phase 4: Construction of

a new firing range. Studies for Phase 1 and Phase 2 are underway and an architect is under contract for Phase 3.

FINANCIAL SUMMARY

| | FY 2012 | FY 2013 | FY 2014 | FY 2015 | FY 2016 | FY 2017 | TOTAL FY 2013-2017 |
|-------------------------|---------|-----------|---------|---------|---------|---------|--------------------|
| FY 2013 PROPOSED | N/A | 500,000 | 500,000 | - | - | - | 1,000,000 |
| FY 2012 ADOPTED | 500,000 | 1,000,000 | - | - | - | N/A | 1,000,000 |
| CHANGE | N/A | (500,000) | 500,000 | - | - | - | - |

OPERATING IMPACT THE REPLACEMENT OF OLDER EQUIPMENT AND SYSTEMS WILL RESULT IN OPERATION COST EFFICIENCIES.

| | |
|---------------------------|------------------|
| TOTAL PROJECT COST | 1,500,000 |
| PRIOR YEAR FUNDING | 500,000 |
| PRIOR YEAR AVAILABLE | 500,000 |
| FY 2013 PROPOSED | 500,000 |
| FY 2014 – FY 2017 PLANNED | 500,000 |
| REMAINING NEED | - |

| FY 2013 BUDGET DISTRIBUTION | |
|------------------------------|----------------|
| | AMOUNT |
| PLANNING/DESIGN | - |
| ACQUISITION/RELOCATION | - |
| SITE IMPROVEMENTS | - |
| CONSTRUCTION | 500,000 |
| FURNITURE/FIXTURES/EQUIPMENT | - |
| OTHER | - |
| TOTAL | 500,000 |

FUNDING SOURCE(S): GENERAL OBLIGATION BONDS

NOTES:

RAA BUILDINGS AND PROPERTY IMPROVEMENTS

CATEGORY: PUBLIC SAFETY
FOCUS AREA: CSWB, SNE, WMG
LOCATION: CITYWIDE
EST. COMPLETION DATE: JUNE 2015

DEPARTMENT: PUBLIC WORKS
DEPARTMENT PRIORITY:
FUND: 040
PROJECT #: NEW



DESCRIPTION & SCOPE: This project will provide renovations to existing City-owned buildings utilized by the Richmond Ambulance Authority (RAA) at 2400 Hermitage Road. Renovations will address the remediation of health, safety, and building code issues. Proposed renovations include extending the ambulance canopy, adding a walkway and rear canopy, extending the existing parking lot and addressing drainage issues, HVAC improvements in the vehicle bay and improving a decontamination restroom, and expanding the generator’s fuel tank.

PURPOSE: To address the remediation of health, safety, and building code issues at the City-owned buildings utilized by RAA.

HISTORY & KEY MILESTONES: RAA submitted this project to adhere to the requirements guiding ambulance service and to address the need of a properly designed decontamination restroom and shower for its employees. The addition of a walkway and rear canopy was removed from the original design of the building as a cost saving measure. Extending the parking lot in the rear of the operations building would address parking issues and drainage issues. Expanding the generator’s fuel tank would allow for longer emergency power service during natural disasters.

FINANCIAL SUMMARY

| | FY 2012 | FY 2013 | FY 2014 | FY 2015 | FY 2016 | FY 2017 | TOTAL FY 2013-2017 |
|-------------------------|---------|---------|---------|---------|---------|---------|--------------------|
| FY 2013 PROPOSED | N/A | 50,000 | 250,000 | 300,000 | - | - | 600,000 |
| FY 2012 ADOPTED | - | 50,000 | 250,000 | - | - | N/A | 300,000 |
| CHANGE | N/A | - | - | 300,000 | - | - | 300,000 |

OPERATING IMPACT THESE IMPROVEMENTS WILL RESULT IN OPERATION COST EFFICIENCIES FOR BOTH THE CITY AND THE RICHMOND AMBULANCE AUTHORITY.

| | | FY 2013 BUDGET DISTRIBUTION | |
|---------------------------|----------------|------------------------------|---------------|
| | | AMOUNT | |
| TOTAL PROJECT COST | 600,000 | | |
| PRIOR YEAR FUNDING | - | PLANNING/DESIGN | 10,000 |
| PRIOR YEAR AVAILABLE | - | ACQUISITION/RELOCATION | - |
| FY 2013 PROPOSED | 50,000 | SITE IMPROVEMENTS | - |
| FY 2014 – FY 2017 PLANNED | 550,000 | CONSTRUCTION | 40,000 |
| REMAINING NEED | - | FURNITURE/FIXTURES/EQUIPMENT | - |
| | | OTHER | - |
| | | TOTAL | 50,000 |

FUNDING SOURCE(S): GENERAL OBLIGATION BONDS

NOTES:

REPLACEMENT OF FIRE STATION 17

CATEGORY: PUBLIC SAFETY
FOCUS AREA: CSWB, SNE, WMG
LOCATION: 5
EST. COMPLETION DATE: SEPTEMBER 2012

DEPARTMENT: PUBLIC WORKS, FIRE
DEPARTMENT PRIORITY: 1
FUND: 040
PROJECT #: 230-8798

DESCRIPTION & SCOPE: This project will replace the current Fire Station 17 located on Bainbridge Street with a new station located at 2211 Semmes Avenue (adjacent to Canoe Run Park). Additional funding is requested to cover the extensive foundation system needed and other facility costs not covered in the current budget.



PURPOSE: To design and construct a modern facility that will allow for improved service delivery and provide safe and healthy accommodations for a diverse workforce of full-time resident firefighters. The existing Fire Station 17 was built in 1917 and designed for horse-drawn equipment. It has significant operational deficiencies and substantial ongoing facility maintenance problems.

HISTORY & KEY MILESTONES: The Canoe Run Park site was determined to be the most advantageous site for construction of the new station. Fire & Emergency Services has agreed to make improvements that will enhance the safety, functionality, and user experience of Canoe Run Park. In addition to the funding described here, Federal Stimulus funds for the construction of the facility, totaling approximately \$3.5 million, are appropriated in the City's special fund, S11.

FINANCIAL SUMMARY

| | FY 2012 | FY 2013 | FY 2014 | FY 2015 | FY 2016 | FY 2017 | TOTAL FY 2013-2017 |
|-------------------------|---------|---------|---------|---------|---------|---------|--------------------|
| FY 2013 PROPOSED | N/A | 500,000 | - | - | - | - | 500,000 |
| FY 2012 ADOPTED | 400,000 | 300,000 | - | - | - | N/A | 300,000 |
| CHANGE | N/A | 200,000 | - | - | - | - | 200,000 |

OPERATING IMPACT THE REPLACEMENT OF OLDER EQUIPMENT AND SYSTEMS WILL RESULT IN OPERATION COST EFFICIENCIES AND A SAFE ENVIRONMENT FOR CITY EMPLOYEES TO WORK AND RESIDE IN.

| | |
|---------------------------|------------------|
| TOTAL PROJECT COST | 1,650,000 |
| PRIOR YEAR FUNDING | 1,150,000 |
| PRIOR YEAR AVAILABLE | 383,377 |
| FY 2013 PROPOSED | 500,000 |
| FY 2014 – FY 2017 PLANNED | - |
| REMAINING NEED | - |

| FY 2013 BUDGET DISTRIBUTION | |
|------------------------------|----------------|
| | AMOUNT |
| PLANNING/DESIGN | - |
| ACQUISITION/RELOCATION | - |
| SITE IMPROVEMENTS | - |
| CONSTRUCTION | 500,000 |
| FURNITURE/FIXTURES/EQUIPMENT | - |
| OTHER | - |
| TOTAL | 500,000 |

FUNDING SOURCE(S): GENERAL OBLIGATION BONDS

NOTES:

Transportation



2015 ROAD WORLD CYCLING CHAMPIONSHIP-INFRASTRUCTURE IMPROVEMENTS

CATEGORY: TRANSPORTATION

FOCUS AREA: TRANS.

LOCATION: CITYWIDE

EST. COMPLETION DATE: JUNE, 2015

DEPARTMENT: PUBLIC WORKS

DEPARTMENT PRIORITY: 1

FUND: 040

PROJECT #: NEW



DESCRIPTION & SCOPE: This project was established to provide infrastructure improvements along the proposed six (6) routes for the 2015 World Bicycle Race in Richmond. The infrastructure improvements will consist of installing new sidewalks, crosswalks, streetscape, signs, traffic signals and pavement markings.

PURPOSE: To enhance the proposed six (6) routes serving cyclists and visitors in preparation for the 2015 Road World Cycling Championship thereby providing an increased safety and operating environment for cyclists.

HISTORY & KEY MILESTONES: Richmond, Virginia has been selected to host the 2015 Road World Cycling Championships. Hosting the World Championships will help bring Richmond one step closer to being one of the world's great bicycling cities. It is anticipated that 2015 World

Championships would generate more than \$135 million for the Richmond area and would attract nearly 500,000 onsite spectators.

FINANCIAL SUMMARY

| | FY 2012 | FY 2013 | FY 2014 | FY 2015 | FY 2016 | FY 2017 | TOTAL FY 2013-2017 |
|--------------------------|---------|-----------|---------|---------|---------|---------|--------------------|
| FY 2013 REQUESTED | N/A | 1,000,000 | 970,000 | - | - | - | 1,970,000 |
| FY 2012 ADOPTED | - | - | - | - | - | N/A | - |
| CHANGE | N/A | 1,000,000 | 970,000 | - | - | - | 1,970,000 |

OPERATING IMPACT ALL TRAFFIC CONTROL DEVICES MUST BE MAINTAINED.

| | |
|---------------------------|------------------|
| TOTAL PROJECT COST | 1,970,000 |
| PRIOR YEAR FUNDING | - |
| PRIOR YEAR AVAILABLE | - |
| FY 2013 PROPOSED | 1,000,000 |
| FY 2014 – FY 2017 PLANNED | 970,000 |
| REMAINING NEED | - |

| FY 2013 BUDGET DISTRIBUTION | |
|------------------------------|------------------|
| | AMOUNT |
| PLANNING/DESIGN | 300,000 |
| ACQUISITION/RELOCATION | - |
| SITE IMPROVEMENTS | - |
| CONSTRUCTION | 700,000 |
| FURNITURE/FIXTURES/EQUIPMENT | - |
| OTHER | - |
| TOTAL | 1,000,000 |

FUNDING SOURCE(S): GENERAL OBLIGATION BONDS

NOTES:

2ND STREET CONNECTOR ROAD

CATEGORY: TRANSPORTATION

FOCUS AREA: EG

LOCATION: 6

EST. COMPLETION DATE: SEPTEMBER 2012

DEPARTMENT: ECONOMIC & COMMUNITY DEVELOPMENT

DEPARTMENT PRIORITY: 1

FUND: 040

PROJECT #: NEW

DESCRIPTION & SCOPE: Design and construction of a new connector road from 2nd Street to Tredegar Street. This project is collaboration between three entities: Dominion Resources (construction of roadway), New Market Corporation (land for the right-of-way), and the City of Richmond (ownership/maintenance of the right-of-way upon completion of construction and dedication of the right-of-way). The City has agreed to reimburse Dominion Resources for 50% of the road construction costs and design costs, plus the cost of the open bottom culvert crossing the Kanawha Canal bed. The City's share of the costs will be reimbursed to Dominion Resources over a six year period starting with an initial payment of \$385,000 in FY 2013 to cover the cost of the culvert's construction that crosses the canal and then in annual equal payments of \$106,328 for the remaining five years beginning in FY 2014 and ending in FY 2018.



PURPOSE: The project will provide new access from 2nd Street to Tredegar Street for businesses on the Riverfront, for emergency fire and EMS services, and for recreational users.

HISTORY & KEY MILESTONES: This property was identified as a future development area in the Downtown Master Plan adopted in 2009. Memorandum of Agreement dated April 28, 1995 between the City of Richmond and Ethyl Corporation.

FINANCIAL SUMMARY

| | FY 2012 | FY 2013 | FY 2014 | FY 2015 | FY 2016 | FY 2017 | TOTAL FY 2013-2017 |
|-------------------------|---------|---------|---------|---------|---------|---------|--------------------|
| FY 2013 PROPOSED | N/A | 385,000 | 106,328 | 106,328 | 106,328 | 106,328 | 810,312 |
| FY 2012 ADOPTED | - | - | - | - | - | N/A | N/A |
| CHANGE | N/A | 385,000 | 106,328 | 106,328 | 106,328 | 106,328 | 810,312 |

OPERATING IMPACT MAINTENANCE WILL NEED TO BE BUDGETED IN FUTURE YEARS. A FINAL PAYMENT OF \$106,328 WILL BE MADE TO DOMINION RESOURCES IN FY 2018.

| | |
|---------------------------|----------------|
| TOTAL PROJECT COST | 916,640 |
| PRIOR YEAR FUNDING | - |
| PRIOR YEAR AVAILABLE | - |
| FY 2013 PROPOSED | 385,000 |
| FY 2014 – FY 2017 PLANNED | 425,312 |
| REMAINING NEED | 106,328 |

| FY 2013 BUDGET DISTRIBUTION | |
|------------------------------|----------------|
| | AMOUNT |
| PLANNING/DESIGN | - |
| ACQUISITION/RELOCATION | - |
| SITE IMPROVEMENTS | - |
| CONSTRUCTION | 385,000 |
| FURNITURE/FIXTURES/EQUIPMENT | - |
| OTHER | - |
| TOTAL | 385,000 |

FUNDING SOURCE(s): GENERAL OBLIGATION BONDS

NOTES:

BICYCLE CONNECTOR: US BIKE ROUTE 1 TO SHOCKOE BOTTOM

CATEGORY: TRANSPORTATION
FOCUS AREA: TRANS.
LOCATION: CITYWIDE
EST. COMPLETION DATE: JUNE 2014

DEPARTMENT: PUBLIC WORKS
DEPARTMENT PRIORITY:
FUND: 040
PROJECT #: NEW

DESCRIPTION & SCOPE: This project was established to provide a new bicycle connector between US Bike Route 1 at Hermitage Road to Cannon Creek and onward to Virginia Capital Trail at Shockoe Bottom. This includes the installation of bicycle signs and a combination of pavement marking bicycle lanes and sharrows.



PURPOSE: To enhance traffic control devices serving bicyclists, resulting in increased safety and operating environment for citizens using this transportation mode.

HISTORY & KEY MILESTONES: The City's Pedestrian, Bicycling and Trails Planning Commission was formed on May 21, 2010 to provide the Mayor Jones' administration with advice on ways to incorporate bicycling and walking as viable methods of transportation in the City of Richmond. US Bike Route 1 exists and two more corridors are planned for marking next year. This will be the fourth new corridor.

FINANCIAL SUMMARY

| | FY 2012 | FY 2013 | FY 2014 | FY 2015 | FY 2016 | FY 2017 | TOTAL FY 2013-2017 |
|-------------------------|---------|---------|---------|---------|---------|---------|--------------------|
| FY 2013 PROPOSED | N/A | 130,000 | - | - | - | - | 130,000 |
| FY 2012 ADOPTED | - | - | - | - | - | N/A | - |
| CHANGE | N/A | 130,000 | - | - | - | - | 130,000 |

OPERATING IMPACT THE MARKINGS AND SIGNS MUST BE MAINTAINED.

| | |
|---------------------------|----------------|
| TOTAL PROJECT COST | 130,000 |
| PRIOR YEAR FUNDING | - |
| PRIOR YEAR AVAILABLE | - |
| FY 2013 PROPOSED | 130,000 |
| FY 2014 – FY 2017 PLANNED | - |
| REMAINING NEED | - |

| FY 2013 BUDGET DISTRIBUTION | |
|------------------------------|----------------|
| | AMOUNT |
| PLANNING/DESIGN | 17,000 |
| ACQUISITION/RELOCATION | - |
| SITE IMPROVEMENTS | - |
| CONSTRUCTION | 113,000 |
| FURNITURE/FIXTURES/EQUIPMENT | - |
| OTHER | - |
| TOTAL | 130,000 |

FUNDING SOURCE(S): GENERAL OBLIGATION BONDS

NOTES:

BIKE LANE INSTALLATIONS

CATEGORY: TRANSPORTATION
FOCUS AREA: TRANS.
LOCATION: CITYWIDE
EST. COMPLETION DATE: ONGOING

DEPARTMENT: PUBLIC WORKS
DEPARTMENT PRIORITY:
FUND: 040
PROJECT #: NEW



DESCRIPTION & SCOPE: This project was established to provide designated bike lanes and accompanying route signage along new bicycle routes and to connect with the three primary sharrow routes currently being developed. These lanes would improve bicycle access along roads that have higher speeds and volumes (arterials and collectors). In some instances these proposed lanes would re-purpose underutilized on-street parking. In addition striping would provide traffic calming and channelization, enhancing safety for all roadway users.

PURPOSE: To enhance traffic control devices serving bicyclists, thereby providing increased safety and operating environment for all roadway users.

HISTORY & KEY MILESTONES: Consistent with the report prepared by the City’s Pedestrian, Bicycling and Trails Planning Commission, the provision of designated bike lanes will help complete a robust network of bikeways along a variety of routes, including roads with higher speeds and volumes that are not suitable for installation of sharrows. These bike lanes will provide enhanced bicycle access throughout the city by providing the appropriate type and level of accommodation along arterials and major collector streets. This in turn will make bicycling a more viable, attractive mode of transportation in the City of Richmond.

FINANCIAL SUMMARY

| | FY 2012 | FY 2013 | FY 2014 | FY 2015 | FY 2016 | FY 2017 | TOTAL FY 2013-2017 |
|-------------------------|---------|---------|---------|---------|---------|---------|--------------------|
| FY 2013 PROPOSED | N/A | 126,500 | - | - | - | - | 126,500 |
| FY 2012 ADOPTED | - | - | - | - | - | N/A | - |
| CHANGE | N/A | 126,500 | - | - | - | - | 126,500 |

OPERATING IMPACT THE MARKINGS AND SIGNS MUST BE MAINTAINED.

| | | FY 2013 BUDGET DISTRIBUTION | |
|---------------------------|----------------|------------------------------|----------------|
| | ONGOING | | AMOUNT |
| TOTAL PROJECT COST | | | |
| PRIOR YEAR FUNDING | - | PLANNING/DESIGN | 16,500 |
| PRIOR YEAR AVAILABLE | - | ACQUISITION/RELOCATION | - |
| FY 2013 PROPOSED | 126,500 | SITE IMPROVEMENTS | - |
| FY 2014 – FY 2017 PLANNED | - | CONSTRUCTION | 110,000 |
| REMAINING NEED | ONGOING | FURNITURE/FIXTURES/EQUIPMENT | - |
| | | OTHER | - |
| | | TOTAL | 126,500 |

FUNDING SOURCE(s): GENERAL OBLIGATION BONDS

NOTES:

“SHARROW” BIKE LANES

CATEGORY: TRANSPORTATION
FOCUS AREA: TRANS.
LOCATION: CITYWIDE
EST. COMPLETION DATE: ONGOING

DEPARTMENT: PUBLIC WORKS
DEPARTMENT PRIORITY:
FUND: 040
PROJECT #: 290-8222



DESCRIPTION & SCOPE: This project includes the design and construction of shared lane markings (sharrows) along selected corridors in the City.

PURPOSE: “Sharrow” pavement markings will enhance safety for all transportation users as the City encourages increased bicycle usage.

HISTORY & KEY MILESTONES: The “sharrow” pavements marking were first installed in 2011, and continue to receive support by incorporating bicycling and walking as viable modes of transportation in the City.

FINANCIAL SUMMARY

| | FY 2012 | FY 2013 | FY 2014 | FY 2015 | FY 2016 | FY 2017 | TOTAL FY 2013-2017 |
|-------------------------|---------|---------|---------|---------|---------|---------|--------------------|
| FY 2013 PROPOSED | N/A | 250,000 | 100,000 | 100,000 | 100,000 | - | 550,000 |
| FY 2012 ADOPTED | 250,000 | 250,000 | - | - | - | N/A | 250,000 |
| CHANGE | N/A | - | 100,000 | 100,000 | 100,000 | - | 300,000 |

OPERATING IMPACT ALL TRAFFIC CONTROL DEVICES MUST BE MAINTAINED.

| | |
|---------------------------|----------------|
| TOTAL PROJECT COST | ONGOING |
| PRIOR YEAR FUNDING | 800,000 |
| PRIOR YEAR AVAILABLE | 711,172 |
| FY 2013 PROPOSED | 250,000 |
| FY 2014 – FY 2017 PLANNED | 300,000 |
| REMAINING NEED | ONGOING |

| FY 2013 BUDGET DISTRIBUTION | |
|------------------------------|----------------|
| | AMOUNT |
| PLANNING/DESIGN | 35,000 |
| ACQUISITION/RELOCATION | - |
| SITE IMPROVEMENTS | - |
| CONSTRUCTION | 215,000 |
| FURNITURE/FIXTURES/EQUIPMENT | - |
| OTHER | - |
| TOTAL | 250,000 |

FUNDING SOURCE(S): GENERAL OBLIGATION BONDS

NOTES:

BIKE PARKING RACKS

CATEGORY: TRANSPORTATION
FOCUS AREA: TRANS.
LOCATION: CITYWIDE
EST. COMPLETION DATE: ONGOING

DEPARTMENT: PUBLIC WORKS
DEPARTMENT PRIORITY:
FUND: 040
PROJECT #: NEW



DESCRIPTION & SCOPE: This project will provide secure and properly located bike parking throughout the City where demand currently exists. Bicyclists typically utilize whatever structure is available at their destination to secure their bicycles, including sign posts, light posts, trees, building handrailings, and fences. This is unsightly and often results in bicycles toppling over and creating barriers or trip hazards along sidewalks.

The Urban Design Committee has approved a standard bike rack design that can be installed throughout the city. These racks have the benefit of flexible installation options, including on existing parking meter posts, abandoned meter posts (repurposing the posts and removing an unsightly element), or installed on a concrete pad or sidewalk where no pre-existing post is located.

PURPOSE: To enhance conditions for bicyclists, encouraging and facilitating commuting and utility bicycle trips, and removing unsightly and sidewalk clutter and barriers resulting from bikes being locked to any available secure point.

HISTORY & KEY MILESTONES: Consistent with the report prepared by the City’s Pedestrian, Bicycling and Trails Planning Commission, the provision of bike parking options will make key destinations throughout the city more accessible by bike and encourage people to utilize their bicycles for routine trips and commutes.

FINANCIAL SUMMARY

| | FY 2012 | FY 2013 | FY 2014 | FY 2015 | FY 2016 | FY 2017 | TOTAL FY 2013-2017 |
|-------------------------|---------|---------|---------|---------|---------|---------|--------------------|
| FY 2013 PROPOSED | N/A | 25,000 | 25,000 | 25,000 | 25,000 | 25,000 | 125,000 |
| FY 2012 ADOPTED | - | - | - | - | - | N/A | - |
| CHANGE | N/A | 25,000 | 25,000 | 25,000 | 25,000 | 25,000 | 125,000 |

OPERATING IMPACT THE BIKE RACKS MUST BE MAINTAINED.

| | ONGOING |
|---------------------------|----------------|
| TOTAL PROJECT COST | |
| PRIOR YEAR FUNDING | - |
| PRIOR YEAR AVAILABLE | - |
| FY 2013 PROPOSED | 25,000 |
| FY 2014 – FY 2017 PLANNED | 100,000 |
| REMAINING NEED | ONGOING |

| FY 2013 BUDGET DISTRIBUTION | |
|------------------------------|---------------|
| | AMOUNT |
| PLANNING/DESIGN | 3,000 |
| ACQUISITION/RELOCATION | - |
| SITE IMPROVEMENTS | - |
| CONSTRUCTION | 5,000 |
| FURNITURE/FIXTURES/EQUIPMENT | 17,000 |
| OTHER | - |
| TOTAL | 25,000 |

FUNDING SOURCE(S): GENERAL OBLIGATION BONDS

NOTES:

BROOKLAND PARK BOULEVARD STREETScape

CATEGORY: TRANSPORTATION
FOCUS AREA: TRANS.
LOCATION: 3
EST. COMPLETION DATE: ONGOING

DEPARTMENT: PUBLIC WORKS
DEPARTMENT PRIORITY: 3
FUND: 040
PROJECT #: NEW



DESCRIPTION & SCOPE: This project is part of the revitalization effort for the Brookland Park Boulevard commercial corridor. Two structures located at 209 and 211 West Brookland Park Boulevard have been demolished. The City will acquire the vacant lots and improve the sites for use as a fenced surface parking lot that will accommodate 5 to 6 angled (45 degree) parking spaces to be used by business owners in the corridor.

PURPOSE: To alleviate parking constraints for business owners and increase the amount of available parking for customers in the Brookland Park Boulevard commercial corridor.

HISTORY & KEY MILESTONES: The Brookland Park Boulevard commercial corridor is one of the City’s targeted areas identified as distressed. A consultant will be selected to complete an updated plan for the two designated Model Commercial Blocks (North Avenue to Hanes on Brookland Park Boulevard). An updated market analysis will be performed for the area, including the overall commercial corridor and residential properties directly adjacent to the Model blocks. If left unimproved after demolition, the 209 and 211 West Brookland Park Boulevard properties would increase challenges to revitalizing the commercial corridor by leaving vacant lots that may be used for illegal activities.

FINANCIAL SUMMARY

| | FY 2012 | FY 2013 | FY 2014 | FY 2015 | FY 2016 | FY 2017 | TOTAL FY 2013-2017 |
|-------------------------|---------|---------|---------|---------|---------|---------|--------------------|
| FY 2013 PROPOSED | N/A | 150,000 | - | - | - | - | 150,000 |
| FY 2012 ADOPTED | - | - | - | - | - | N/A | - |
| CHANGE | N/A | 150,000 | - | - | - | - | 150,000 |

OPERATING IMPACT

| | | FY 2013 BUDGET DISTRIBUTION | |
|---------------------------|----------------|------------------------------|----------------|
| | | AMOUNT | |
| TOTAL PROJECT COST | 150,000 | | |
| PRIOR YEAR FUNDING | - | PLANNING/DESIGN | - |
| PRIOR YEAR AVAILABLE | - | ACQUISITION/RELOCATION | 33,600 |
| FY 2013 PROPOSED | 150,000 | SITE IMPROVEMENTS | - |
| FY 2014 – FY 2017 PLANNED | - | CONSTRUCTION | 116,400 |
| REMAINING NEED | - | FURNITURE/FIXTURES/EQUIPMENT | - |
| | | OTHER | - |
| | | TOTAL | 150,000 |

FUNDING SOURCE(S): GENERAL OBLIGATION BONDS

NOTES:

CANAL WALK – REYNOLDS NORTH PLANT TO 10TH STREET

CATEGORY: TRANSPORTATION, EG
FOCUS AREA: TRANS., EG
LOCATION: 6
EST. COMPLETION DATE: WINTER 2015

DEPARTMENT: PDR, ECD, PUBLIC WORKS
DEPARTMENT PRIORITY:
FUND: 040
PROJECT #: NEW

DESCRIPTION & SCOPE: To improve and extend the existing Canal Walk beginning at the closed Reynolds North plant and proceeding west to 10th Street. Planned improvements along the Kanawha Canal and Haxall Canal Project include handicap facilities, brick and concrete sidewalks, cobblestone streets, pedestrian bridge, steps and other public amenities. FY 2013 improvements will include canal walk pavement, landscaping and lighting from 10th Street to 12th Street on the north side of Haxall Canal, and a pedestrian bridge over Haxall Canal.



PURPOSE: To construct the Richmond Canal Walk as required under the Richmond Riverfront Development Agreement, executed in 1994, between property owners along the canal, the City of Richmond, and Richmond Riverfront Redevelopment Corporation (now Venture Richmond).

HISTORY & KEY MILESTONES: With the recent closure and potential sale of the Reynolds Packaging plant, the Canal Walk can be extended. Preliminary plans for the Canal Walk have been prepared and final plans are under design in concert with the current private development plans. For the work to be performed in a seamless and cost-efficient manner, it is essential that the Canal Walk improvements be completed at the same time as the proposed private development.

FINANCIAL SUMMARY

| | FY 2012 | FY 2013 | FY 2014 | FY 2015 | FY 2016 | FY 2017 | TOTAL FY 2013-2017 |
|-------------------------|---------|-----------|---------|---------|---------|---------|--------------------|
| FY 2013 PROPOSED | N/A | 1,793,609 | - | - | - | - | 1,793,609 |
| FY 2012 ADOPTED | - | - | - | - | - | N/A | - |
| CHANGE | N/A | 1,793,609 | - | - | - | - | 1,793,609 |

OPERATING IMPACT ADDITIONAL MAINTENANCE OBLIGATIONS WILL BE INCURRED FOR THE EXISTING AND NEW BRIDGE.

| | |
|---------------------------|-------------------|
| TOTAL PROJECT COST | 12,000,000 |
| PRIOR YEAR FUNDING | - |
| PRIOR YEAR AVAILABLE | - |
| FY 2013 PROPOSED | 1,793,609 |
| FY 2014 – FY 2017 PLANNED | - |
| REMAINING NEED | 10,206,391 |

| FY 2013 BUDGET DISTRIBUTION | |
|------------------------------|------------------|
| | AMOUNT |
| PLANNING/DESIGN | 200,000 |
| ACQUISITION/RELOCATION | - |
| SITE IMPROVEMENTS | - |
| CONSTRUCTION | 1,593,609 |
| FURNITURE/FIXTURES/EQUIPMENT | - |
| OTHER | - |
| TOTAL | 1,793,609 |

FUNDING SOURCE(S): REGIONAL SURFACE TRANSPORTATION FUNDS, CMAQ FUNDS

NOTES:

COUNCIL DISTRICT PROJECT

CATEGORY: TRANSPORTATION
FOCUS AREA: TRANS., UHICN
LOCATION: CW
EST. COMPLETION DATE: ONGOING

DEPARTMENT: PUBLIC WORKS
DEPARTMENT PRIORITY:
FUND: 040
PROJECT #: 291-8755

DESCRIPTION & SCOPE: This project provides for unspecified Capital funds for City Council to address projects throughout the City.



PURPOSE: To provide funds for Richmond City Council to address certain needs in City Neighborhoods that are otherwise not addressed elsewhere in the Capital Budget. These needs may include curb, gutter and sidewalk improvements, and other projects that would improve these neighborhoods and make them safer.

HISTORY & KEY MILESTONES: This project was last funded in FY 2004 and, at that time, was equally divided among each Council District. With the proposed appropriation, City Council may make recommendations for the use of these funds and each recommended project must be approved by separate Council resolution.

FINANCIAL SUMMARY

| | FY 2012 | FY 2013 | FY 2014 | FY 2015 | FY 2016 | FY 2017 | TOTAL FY 2013-2017 |
|-------------------------|---------|-----------|-----------|-----------|-----------|-----------|--------------------|
| FY 2013 PROPOSED | N/A | 2,000,000 | 1,000,000 | 1,000,000 | 1,000,000 | 2,000,000 | 7,000,000 |
| FY 2012 ADOPTED | - | - | - | - | - | N/A | - |
| CHANGE | N/A | 2,000,000 | 1,000,000 | 1,000,000 | 1,000,000 | 2,000,000 | 7,000,000 |

OPERATING IMPACT

| | |
|---------------------------|------------------|
| TOTAL PROJECT COST | 7,000,000 |
| PRIOR YEAR FUNDING | 5,258,677 |
| PRIOR YEAR AVAILABLE | - |
| FY 2013 PROPOSED | 2,000,000 |
| FY 2014 – FY 2017 PLANNED | 5,000,000 |
| REMAINING NEED | - |

| FY 2013 BUDGET DISTRIBUTION | |
|------------------------------|------------------|
| | AMOUNT |
| PLANNING/DESIGN | - |
| ACQUISITION/RELOCATION | - |
| SITE IMPROVEMENTS | - |
| CONSTRUCTION | 2,000,000 |
| FURNITURE/FIXTURES/EQUIPMENT | - |
| OTHER | - |
| TOTAL | 2,000,000 |

FUNDING SOURCE(S): GENERAL OBLIGATION BONDS

NOTES:

DEEPWATER TERMINAL ROAD CONNECTOR TO GOODES STREET

CATEGORY: TRANSPORTATION
FOCUS AREA: TRANS., EG
LOCATION: 8
EST. COMPLETION DATE: ONGOING

DEPARTMENT: PUBLIC WORKS
DEPARTMENT PRIORITY:
FUND: 040
PROJECT #: NEW



DESCRIPTION & SCOPE: This project will provide an access road for taller trucks and equipment to enter the Port of Richmond by extending Deepwater Terminal Road .69 miles north to Goodes Street. This two lane road extension will require utility relocations and right-of-way adjustments and will cost approximately \$2,000,000.

PURPOSE: To increase the economical impact of the area by improving access to the Port of Richmond for commercial vehicles and equipment.

HISTORY & KEY MILESTONES: This project has never been funded. The Goodes Street vertical clearance ranges from 21.5ft to 22.2ft. The two existing Deepwater Terminal Road I-95 overpass vertical clearances at the Bells Road and Commerce Road intersections are only 14ft and are not adequate for large truck cargo access to the Port of Richmond.

FINANCIAL SUMMARY

| | FY 2012 | FY 2013 | FY 2014 | FY 2015 | FY 2016 | FY 2017 | TOTAL FY 2013-2017 |
|-------------------------|---------|---------|---------|---------|-----------|---------|--------------------|
| FY 2013 PROPOSED | N/A | - | 250,000 | - | 1,750,000 | - | 2,000,000 |
| FY 2012 ADOPTED | - | - | - | - | - | N/A | - |
| CHANGE | N/A | - | 250,000 | - | 1,750,000 | - | 2,000,000 |

OPERATING IMPACT

| | |
|---------------------------|------------------|
| TOTAL PROJECT COST | 2,000,000 |
| PRIOR YEAR FUNDING | - |
| PRIOR YEAR AVAILABLE | - |
| FY 2013 PROPOSED | - |
| FY 2014 – FY 2017 PLANNED | 2,000,000 |
| REMAINING NEED | - |

| FY 2013 BUDGET DISTRIBUTION | |
|------------------------------|----------|
| | AMOUNT |
| PLANNING/DESIGN | - |
| ACQUISITION/RELOCATION | - |
| SITE IMPROVEMENTS | - |
| CONSTRUCTION | - |
| FURNITURE/FIXTURES/EQUIPMENT | - |
| OTHER | - |
| TOTAL | - |

FUNDING SOURCE(S): GENERAL OBLIGATION BONDS

NOTES:

EAST BROAD STREET GATEWAY – BROAD STREET & HISTORIC SLAVE BURIAL GROUND

CATEGORY: TRANSPORTATION

FOCUS AREA: TRANS., UHICN

LOCATION: 6

EST. COMPLETION DATE: NOVEMBER 2013

DEPARTMENT: PUBLIC WORKS; ECONOMIC & COMM. DEV.

DEPARTMENT PRIORITY:

FUND: 040

PROJECT #: 291-8365

DESCRIPTION & SCOPE: This project allows for the improvement of streetscape on East Broad Street between 21st Street and College Street. The improvements will include brick sidewalks, handicap ramps, landscaping, lighting, and crosswalks. Additionally, access will be constructed to the African Burial Grounds site and a pedestrian connection will be constructed under the passage over East Broad Street.



PURPOSE: To improve the operational safety of the roadway and provide a facility for pedestrians. The aesthetic enhancements will be in alignment with the Mayor's gateway improvement initiative.

HISTORY & KEY MILESTONES: This project is the second phase of improvements to East Broad Street. The project is funded with enhancement funds administered by the Virginia Department of Transportation (VDOT) at \$1.5 million (80% federal). The City's share of the match is \$377,000 (20%) and is budgeted in this project account.

FINANCIAL SUMMARY

| | FY 2012 | FY 2013 | FY 2014 | FY 2015 | FY 2016 | FY 2017 | TOTAL FY 2013-2017 |
|-------------------------|-----------|---------|---------|---------|---------|---------|--------------------|
| FY 2013 PROPOSED | N/A | 635,000 | - | - | - | - | 635,000 |
| FY 2012 ADOPTED | 1,250,000 | - | - | - | - | N/A | - |
| CHANGE | N/A | 635,000 | - | - | - | - | 635,000 |

OPERATING IMPACT VDOT MAINTENANCE FUNDING WILL ALLOW FOR NO SIGNIFICANT IMPACT TO THE OPERATING BUDGET.

| | |
|---------------------------|------------------|
| TOTAL PROJECT COST | 1,994,200 |
| PRIOR YEAR FUNDING | 1,359,200 |
| PRIOR YEAR AVAILABLE | 1,245,000 |
| FY 2013 PROPOSED | 635,000 |
| FY 2014 – FY 2017 PLANNED | - |
| REMAINING NEED | - |

| FY 2013 BUDGET DISTRIBUTION | |
|------------------------------|----------------|
| | AMOUNT |
| PLANNING/DESIGN | - |
| ACQUISITION/RELOCATION | - |
| SITE IMPROVEMENTS | - |
| CONSTRUCTION | 635,000 |
| FURNITURE/FIXTURES/EQUIPMENT | - |
| OTHER | - |
| TOTAL | 635,000 |

FUNDING SOURCE(s): FY2013: TRANSFER FROM MATCHING FUNDS FOR FEDERAL GRANT 040-291-8122 (\$127,000) & FEDERAL ENHANCEMENT FUNDS (\$508,000)

NOTES:

FOREST HILL AVENUE: HATHAWAY ROAD TO EAST JUNCTION

CATEGORY: TRANSPORTATION
FOCUS AREA: TRANS., CSWB
LOCATION: 4
EST. COMPLETION DATE: FALL 2015

DEPARTMENT: PUBLIC WORKS
DEPARTMENT PRIORITY:
FUND: 040
PROJECT #: 291-8950



DESCRIPTION & SCOPE: The project will provide a 5-lane section with curb & gutter, sidewalks, bike lanes, closed storm sewer system, street lighting and landscaping from Powhite parkway to Melbourne Drive.

PURPOSE: To improve safety and provide multimodal transportation improvements to the corridor.

HISTORY & KEY MILESTONES: The project is funded through the Regional Surface Transportation Program (RSTP) Funds and Urban Funds. RSTP is 100% reimbursable by the State while Urban Funds require a 2% City match.

FINANCIAL SUMMARY

| | FY 2012 | FY 2013 | FY 2014 | FY 2015 | FY 2016 | FY 2017 | TOTAL FY 2013-2017 |
|-------------------------|-----------|---------|---------|---------|---------|---------|--------------------|
| FY 2013 PROPOSED | N/A | 500,000 | - | - | - | - | 500,000 |
| FY 2012 ADOPTED | 6,201,105 | - | - | - | - | N/A | - |
| CHANGE | N/A | 500,000 | - | - | - | - | 500,000 |

OPERATING IMPACT MINIMAL LANDSCAPE MAINTENANCE WILL BE REQUIRED – APPROXIMATELY \$2,000 PER YEAR.

| | |
|---------------------------|-------------------|
| TOTAL PROJECT COST | 15,374,541 |
| PRIOR YEAR FUNDING | 11,481,351 |
| PRIOR YEAR AVAILABLE | 10,028,471 |
| FY 2013 PROPOSED | 500,000 |
| FY 2014 – FY 2017 PLANNED | - |
| REMAINING NEED | 3,393,200 |

| FY 2013 BUDGET DISTRIBUTION | |
|------------------------------|----------------|
| | AMOUNT |
| PLANNING/DESIGN | - |
| ACQUISITION/RELOCATION | - |
| SITE IMPROVEMENTS | - |
| CONSTRUCTION | 500,000 |
| FURNITURE/FIXTURES/EQUIPMENT | - |
| OTHER | - |
| TOTAL | 500,000 |

FUNDING SOURCE(s): GENERAL OBLIGATION BONDS, MPO
 FY 2013 ALLOCATIONS, CMAQ

NOTES:

GERMAN SCHOOL ROAD: GLENWAY TO WARWICK ROAD

CATEGORY: TRANSPORTATION

DEPARTMENT: PUBLIC WORKS

FOCUS AREA: TRANS.

DEPARTMENT PRIORITY:

LOCATION: 9

FUND: 040

EST. COMPLETION DATE: MAY 2013

PROJECT #: 291-8183

DESCRIPTION & SCOPE: This project will provide improvements to German School Road from Glenway Drive to Warwick Road, including a center turn lane, curb, gutter, sidewalk, with drainage improvements, and bicycle lanes. The project will complement the improvements over Reedy Creek and minimize the instances of flooding at the intersection with Midlothian Turnpike.



PURPOSE: The project will enhance the neighborhood by eliminating deep ditches on each side of the road. The improved roadway will efficiently carry traffic resulting in a safer facility and accommodate future growth in the area.

HISTORY & KEY MILESTONES: This project is included in VDOT's Six Year Improvement Program. The exact funding is based on VDOT's actual allocation in any given year and the City's share may vary depending on VDOT's allocations. The estimated total cost of the project is \$19 million with the City being responsible for a 2% match plus administrative costs.

FINANCIAL SUMMARY

| | FY 2012 | FY 2013 | FY 2014 | FY 2015 | FY 2016 | FY 2017 | TOTAL FY 2013-2017 |
|-------------------------|--|---------|---------|---------|---------|---------|--------------------|
| FY 2013 PROPOSED | N/A | 30,000 | - | - | - | - | 30,000 |
| FY 2012 ADOPTED | 94,000 | - | - | - | - | N/A | - |
| CHANGE | N/A | 30,000 | - | - | - | - | 30,000 |
| OPERATING IMPACT | VDOT MAINTENANCE FUNDING WILL ALLOW FOR NO SIGNIFICANT IMPACT TO THE OPERATING BUDGET. | | | | | | |

| | |
|---------------------------|----------------|
| TOTAL PROJECT COST | 484,000 |
| PRIOR YEAR FUNDING | 454,000 |
| PRIOR YEAR AVAILABLE | 258,071 |
| FY 2013 PROPOSED | 30,000 |
| FY 2014 – FY 2017 PLANNED | - |
| REMAINING NEED | - |

| FY 2013 BUDGET DISTRIBUTION | |
|------------------------------|---------------|
| | AMOUNT |
| PLANNING/DESIGN | - |
| ACQUISITION/RELOCATION | - |
| SITE IMPROVEMENTS | - |
| CONSTRUCTION | 30,000 |
| FURNITURE/FIXTURES/EQUIPMENT | - |
| OTHER | - |
| TOTAL | 30,000 |

FUNDING SOURCE(S): GENERAL OBLIGATION BONDS

NOTES:

JAHNKE ROAD: BLAKEMORE ROAD TO FOREST HILL AVE.

CATEGORY: TRANSPORTATION

DEPARTMENT: PUBLIC WORKS

FOCUS AREA: TRANS.

DEPARTMENT PRIORITY:

LOCATION: 4

FUND: 040

EST. COMPLETION DATE: ONGOING

PROJECT #: 291-8949

DESCRIPTION & SCOPE: This project will improve Jahnke Road between Blakemore Road and Forest Hill Avenue through the installation of a median with left turn lanes, curbs, gutters, sidewalks, shared use paths, and an underground drainage system. The roadway will remain two travel lanes with landscaping and the existing traffic signals will be upgraded.



PURPOSE: To provide an improved corridor for future traffic demand while minimally impacting the surrounding neighborhood. The project will provide facilities for pedestrians and bicyclists that are not available on the existing corridor.

HISTORY & KEY MILESTONES: This project has been a part of the master plan since the early 1970s and was the target of a 1993-95 safety study. The project is funded with Regional Surface Transportation Program (RSTP) funds (80% federal and 20% state) through the Richmond Metropolitan Planning Organization.

FINANCIAL SUMMARY

| | FY 2012 | FY 2013 | FY 2014 | FY 2015 | FY 2016 | FY 2017 | TOTAL FY 2013-2017 |
|-------------------------|-------------|-----------|-----------|-----------|---------|---------|--------------------|
| FY 2013 PROPOSED | N/A | 2,082,000 | 2,152,000 | 3,948,000 | - | - | 8,182,000 |
| FY 2012 ADOPTED | (2,300,000) | 1,000,000 | 1,000,000 | - | - | N/A | 2,000,000 |
| CHANGE | N/A | 1,082,000 | 1,152,000 | 3,948,000 | - | - | 6,182,000 |

OPERATING IMPACT VDOT MAINTENANCE FUNDING WILL ALLOW FOR NO SIGNIFICANT IMPACT TO THE OPERATING BUDGET.

| | |
|---------------------------|-------------------|
| TOTAL PROJECT COST | 14,000,000 |
| PRIOR YEAR FUNDING | 5,316,000 |
| PRIOR YEAR AVAILABLE | 3,622,019 |
| FY 2013 PROPOSED | 2,082,000 |
| FY 2014 – FY 2017 PLANNED | 6,100,000 |
| REMAINING NEED | 502,000 |

| FY 2013 BUDGET DISTRIBUTION | |
|------------------------------|------------------|
| | AMOUNT |
| PLANNING/DESIGN | - |
| ACQUISITION/RELOCATION | 2,082,000 |
| SITE IMPROVEMENTS | - |
| CONSTRUCTION | - |
| FURNITURE/FIXTURES/EQUIPMENT | - |
| OTHER | - |
| TOTAL | 2,082,000 |

FUNDING SOURCE(S): FEDERAL RSTP & CMAQ

NOTES: RSTP FUNDS INITIALLY ALLOCATED TO THIS PROJECT HAVE BEEN REPROGRAMMED BY VDOT TO THE FOREST HILL AVENUE PROJECT.

MAJOR BRIDGE IMPROVEMENTS

CATEGORY: TRANSPORTATION
FOCUS AREA: TRANS.
LOCATION: CITYWIDE
EST. COMPLETION DATE: ONGOING

DEPARTMENT: PUBLIC WORKS
DEPARTMENT PRIORITY:
FUND: 040
PROJECT #: 292-8750

DESCRIPTION & SCOPE: This project includes the repair of several bridges and the replacement of a number of deteriorated and structurally and functionally deficient bridges. The intent of this project is to improve the safety of bridges that have fallen into a state of disrepair.



PURPOSE: To maintain and restore the structural and functional conditions of deficient City-maintained bridge structures with the intent of extending their service lives. This project is crucial to the overall safety of the community.

leaking expansion joints, steel corrosion, paint deterioration, and various concrete spalls and cracking. These issues need to be addressed to avoid more costly repairs and accelerated structural deterioration in the future. Prior year funding in FY 2011 and FY 2012 are being used to make repairs to the Robert E. Lee Bridge and Forest Hill Ave Bridge over Reedy Creek and Design of Belvidere Street Bridge over CSXT and Brook Road.

HISTORY & KEY MILESTONES: The bridges included in this project were constructed at least 40 years ago. Common distresses included deteriorated bridge decks and superstructures,

FINANCIAL SUMMARY

| | FY 2012 | FY 2013 | FY 2014 | FY 2015 | FY 2016 | FY 2017 | TOTAL FY 2013-2017 |
|-------------------------|-----------|-----------|---------|-----------|---------|-----------|--------------------|
| FY 2013 PROPOSED | N/A | 1,000,000 | 750,000 | 1,000,000 | 750,000 | 1,155,000 | 4,655,000 |
| FY 2012 ADOPTED | 1,000,000 | 1,000,000 | 750,000 | 1,000,000 | 750,000 | N/A | 3,500,000 |
| CHANGE | N/A | - | - | - | - | 1,155,000 | 1,155,000 |

OPERATING IMPACT PERFORMING NEEDED RESTORATION WILL BE LESS EXPENSIVE THAN DEFERRING THOSE COSTS UNTIL SUCH TIME AS MORE SERIOUS STRUCTURAL REPAIRS MAY BE NECESSARY.

| | |
|---------------------------|-------------------|
| TOTAL PROJECT COST | 14,500,000 |
| PRIOR YEAR FUNDING | 3,559,120 |
| PRIOR YEAR AVAILABLE | 2,328,235 |
| FY 2013 PROPOSED | 1,000,000 |
| FY 2014 – FY 2017 PLANNED | 3,655,000 |
| REMAINING NEED | 6,285,880 |

| FY 2013 BUDGET DISTRIBUTION | |
|------------------------------|------------------|
| | AMOUNT |
| PLANNING/DESIGN | 100,000 |
| ACQUISITION/RELOCATION | - |
| SITE IMPROVEMENTS | - |
| CONSTRUCTION | 900,000 |
| FURNITURE/FIXTURES/EQUIPMENT | - |
| OTHER | - |
| TOTAL | 1,000,000 |

FUNDING SOURCE(S): GENERAL OBLIGATION BONDS

NOTES:

MATCHING FUNDS FOR FEDERAL/STATE GRANTS (VDOT)

CATEGORY: TRANSPORTATION
FOCUS AREA: TRANS.
LOCATION: CITYWIDE
EST. COMPLETION DATE: ONGOING

DEPARTMENT: PUBLIC WORKS
DEPARTMENT PRIORITY:
FUND: 040
PROJECT #: 291-8122



DESCRIPTION & SCOPE: This project provides funds for ineligible expenses and matching funds associated with federal and state grant programs. These programs include grants from TEA-21, SAFETEA-LU, CMAQ, Enhancement, Safety, Revenue Sharing, and State Urban funds. Eligible programs include various street improvements, traffic signals, intersection improvements, and minor maintenance.

PURPOSE: To provide required matching funds that range from 0.2 percent to 50 percent, depending on the type of grant. The City administers the design, acquisition, and construction of these projects.

HISTORY & KEY MILESTONES: Each year, the City submits an application to VDOT for the various grant programs that offer funds for transportation improvements. These programs are funded with federal and state funds and require matching funds from the recipient. The estimated City match and ineligible project expenses cost approximately \$70,000 each year, depending upon the number of successful applications. The (\$127,000) in FY13 is a transfer of previous matching funds to provide for the 20% match of the \$508,000 federal enhancement grant for the East Broad Street Gateway project 040-291-8365.

FINANCIAL SUMMARY

| | FY 2012 | FY 2013 | FY 2014 | FY 2015 | FY 2016 | FY 2017 | TOTAL FY 2013-2017 |
|-------------------------|---------|-----------|---------|---------|---------|---------|--------------------|
| FY 2013 PROPOSED | N/A | (127,000) | - | - | 70,000 | 70,000 | 13,000 |
| FY 2012 ADOPTED | - | - | - | - | 70,000 | N/A | 70,000 |
| CHANGE | N/A | (127,000) | - | - | - | 70,000 | (57,000) |

OPERATING IMPACT EIGHTY TO NINETY PERCENT OF THE PROJECT COSTS ARE PAID BY VDOT ON A REIMBURSEMENT BASIS.

| | |
|---------------------------|----------------|
| TOTAL PROJECT COST | ONGOING |
| PRIOR YEAR FUNDING | 1,001,000 |
| PRIOR YEAR AVAILABLE | 808,131 |
| FY 2013 PROPOSED | (127,000) |
| FY 2014 – FY 2017 PLANNED | 140,000 |
| REMAINING NEED | ONGOING |

| FY 2013 BUDGET DISTRIBUTION | |
|------------------------------|------------------|
| | AMOUNT |
| PLANNING/DESIGN | (127,000) |
| ACQUISITION/RELOCATION | - |
| SITE IMPROVEMENTS | - |
| CONSTRUCTION | - |
| FURNITURE/FIXTURES/EQUIPMENT | - |
| OTHER | - |
| TOTAL | (127,000) |

FUNDING SOURCE(S): GENERAL OBLIGATION BONDS

NOTES: THE FY2013 APPROPRIATION REPRESENTS A TRANSFER TO THE EAST BROAD STREET GATEWAY PROJECT TO PROVIDE MATCHING FUNDS.

MIDLOTHIAN TURNPIKE: BELT BLVD. TO CHIPPENHAM PKWY.

CATEGORY: TRANSPORTATION

DEPARTMENT: PUBLIC WORKS

FOCUS AREA: TRANS.

DEPARTMENT PRIORITY:

LOCATION: 8,9

FUND: 040

EST. COMPLETION DATE: NOVEMBER 2013

PROJECT #: 291-8182

DESCRIPTION & SCOPE: This project provides improvements to Midlothian Turnpike from Belt Boulevard to Chippenham Parkway, including the installation of curbs, gutters, sidewalks, turn lanes, landscaping, lighting, storm drainage, and pavement reconstruction. Traffic signals will be upgraded and new signals installed where warranted. This project will complement the German School Road project to minimize the instances of flooding at the intersection.



PURPOSE: To improve infrastructure and traffic flow through the corridor. Roadway closures caused by flooding will be minimized. Traffic flow will improve through installation of bus pullouts for public transit and a facility for pedestrians. This project is VDOT administered.

HISTORY & KEY MILESTONES: VDOT approved the project for construction on October 21, 2010 and construction is projected to be completed in November 2013. Improvements will foster economic growth and revitalization of the areas

adjacent to the corridor. The estimated total cost of the project is \$42.0 million with the city being responsible for a 2% match plus administrative costs.

FINANCIAL SUMMARY

| | FY 2012 | FY 2013 | FY 2014 | FY 2015 | FY 2016 | FY 2017 | TOTAL FY 2013-2017 |
|-------------------------|---------|---------|---------|---------|---------|---------|--------------------|
| FY 2013 PROPOSED | N/A | 300,000 | - | - | - | - | 300,000 |
| FY 2012 ADOPTED | 954,281 | 100,000 | - | - | - | N/A | 100,000 |
| CHANGE | N/A | 200,000 | - | - | - | - | 200,000 |

OPERATING IMPACT VDOT MAINTENANCE FUNDING WILL ALLOW FOR NO SIGNIFICANT IMPACT TO THE OPERATING BUDGET.

| | |
|---------------------------|------------------|
| TOTAL PROJECT COST | 1,934,280 |
| PRIOR YEAR FUNDING | 1,634,280 |
| PRIOR YEAR AVAILABLE | 351,816 |
| FY 2013 PROPOSED | 300,000 |
| FY 2014 – FY 2017 PLANNED | - |
| REMAINING NEED | - |

| FY 2013 BUDGET DISTRIBUTION | |
|------------------------------|----------------|
| | AMOUNT |
| PLANNING/DESIGN | - |
| ACQUISITION/RELOCATION | - |
| SITE IMPROVEMENTS | - |
| CONSTRUCTION | 300,000 |
| FURNITURE/FIXTURES/EQUIPMENT | - |
| OTHER | - |
| TOTAL | 300,000 |

FUNDING SOURCE(S): GENERAL OBLIGATION BONDS

NOTES: \$744,281 (State funds quarterly match included in prior year) to be reimbursed to VDOT at 100%.

RIVERSIDE DRIVE GUARDRAIL IMPROVEMENTS

CATEGORY: TRANSPORTATION
FOCUS AREA: TRANS.
LOCATION: 4, 5
EST. COMPLETION DATE: JUNE 2014

DEPARTMENT: PUBLIC WORKS
DEPARTMENT PRIORITY:
FUND: 040
PROJECT #: NEW



DESCRIPTION & SCOPE: To provide funding for the phased replacement and/or installation of guardrail along Riverside Drive between 22nd Street and Breckenridge Road. Construction of Phase I was completed in FY 2012 and installed the area between Westover Hills Boulevard and Breckenridge Road. Phase II will construct the remaining portions of guardrail to complete the project.

PURPOSE: To provide for the installation of needed guardrail in the interest of enhancing the safety of motorists using Riverside Drive. .

HISTORY & KEY MILESTONES: Deteriorated guardrail of inadequate capacity now exists sporadically along the stretch of Riverside Drive

proposed in this project. It is estimated that approximately 8,260 linear feet of new guardrail will be needed adjacent to James River Park.

FINANCIAL SUMMARY

| | FY 2012 | FY 2013 | FY 2014 | FY 2015 | FY 2016 | FY 2017 | TOTAL FY 2013-2017 |
|-------------------------|---------|---------|---------|---------|---------|---------|--------------------|
| FY 2013 PROPOSED | N/A | 300,000 | - | - | - | - | 300,000 |
| FY 2012 ADOPTED | - | - | - | - | - | N/A | - |
| CHANGE | N/A | 300,000 | - | - | - | - | 300,000 |

OPERATING IMPACT

| | |
|---------------------------|----------------|
| TOTAL PROJECT COST | 550,000 |
| PRIOR YEAR FUNDING | - |
| PRIOR YEAR AVAILABLE | - |
| FY 2013 PROPOSED | 300,000 |
| FY 2014 – FY 2017 PLANNED | - |
| REMAINING NEED | 250,000 |

| FY 2013 BUDGET DISTRIBUTION | |
|------------------------------|----------------|
| | AMOUNT |
| PLANNING/DESIGN | - |
| ACQUISITION/RELOCATION | - |
| SITE IMPROVEMENTS | - |
| CONSTRUCTION | 300,000 |
| FURNITURE/FIXTURES/EQUIPMENT | - |
| OTHER | - |
| TOTAL | 300,000 |

FUNDING SOURCE(S): GENERAL OBLIGATION BONDS

NOTES:

RMA PLAZA JOINT REPAIR PROJECT

CATEGORY: TRANSPORTATION
FOCUS AREA: TRANS.
LOCATION: 6
EST. COMPLETION DATE: 2013

DEPARTMENT: PUBLIC WORKS
DEPARTMENT PRIORITY: 1
FUND: 040
PROJECT #: NEW



DESCRIPTION & SCOPE: The purpose of this project is to remove the existing RMA plaza deck and replace the RMA Plaza membrane and joints. The cost to remove the plaza deck is \$300,000.00. The cost to replace the plaza membrane and joints is \$250,000.00. The cost to reestablish the RMA Plaza park surface is \$300,000.00.

PURPOSE: This project will maintain the City of Richmond’s infrastructure at RMA Plaza.

HISTORY & KEY MILESTONES: The RMA Plaza Bridge was built in 1990s and is a pre-stressed concrete structure supported by reinforced concrete substructure elements.

FINANCIAL SUMMARY

| | FY 2012 | FY 2013 | FY 2014 | FY 2015 | FY 2016 | FY 2017 | TOTAL FY 2013-2017 |
|-------------------------|---------|---------|---------|---------|---------|---------|--------------------|
| FY 2013 PROPOSED | N/A | 850,000 | - | - | - | - | 850,000 |
| FY 2012 ADOPTED | - | - | - | - | - | N/A | - |
| CHANGE | N/A | 850,000 | - | - | - | - | 850,000 |

OPERATING IMPACT

| | |
|---------------------------|----------------|
| TOTAL PROJECT COST | 850,000 |
| PRIOR YEAR FUNDING | - |
| PRIOR YEAR AVAILABLE | - |
| FY 2013 PROPOSED | 850,000 |
| FY 2014 – FY 2017 PLANNED | - |
| REMAINING NEED | - |

| FY 2013 BUDGET DISTRIBUTION | |
|------------------------------|----------------|
| | AMOUNT |
| PLANNING/DESIGN | - |
| ACQUISITION/RELOCATION | - |
| SITE IMPROVEMENTS | - |
| CONSTRUCTION | 850,000 |
| FURNITURE/FIXTURES/EQUIPMENT | - |
| OTHER | - |
| TOTAL | 850,000 |

FUNDING SOURCE(S): GENERAL OBLIGATION BONDS

NOTES:

SIDEWALK PROJECTS

CATEGORY: TRANSPORTATION
FOCUS AREA: TRANS.
LOCATION: CITYWIDE
EST. COMPLETION DATE: OCTOBER 2018

DEPARTMENT: PUBLIC WORKS
DEPARTMENT PRIORITY:
FUND: 040
PROJECT #: 291-8516



DESCRIPTION & SCOPE: This project covers the repair of hazardous sidewalk and the addition of new sidewalks as requested by citizens. Repairs or additions of handicap ramps, repair of damaged curb & gutter, and repairs to damaged drainage facilities will be made during the installation of new sidewalk or repairs to existing sidewalk.

PURPOSE: To maintain safety for pedestrians by removing trip hazards and providing improved accessibility as required by the Americans with Disabilities Act. The locations of sidewalk repairs and new sidewalk installations are determined by a ranking system established by the Department of Public Works.

HISTORY & KEY MILESTONES: This project was established in 2008 and is funded yearly. Sidewalk Projects was initially a City funded program but was changed to a VDOT revenue sharing program in 2010.

FINANCIAL SUMMARY

| | FY 2012 | FY 2013 | FY 2014 | FY 2015 | FY 2016 | FY 2017 | TOTAL FY 2013-2017 |
|-------------------------|---------|---------|---------|-----------|---------|---------|--------------------|
| FY 2013 PROPOSED | N/A | 750,000 | 650,000 | 600,000 | 850,000 | 800,000 | 3,650,000 |
| FY 2012 ADOPTED | 600,000 | 750,000 | 650,000 | 750,000 | 750,000 | N/A | 2,900,000 |
| CHANGE | N/A | - | - | (150,000) | 100,000 | 800,000 | 750,000 |

OPERATING IMPACT

TOTAL PROJECT COST
 PRIOR YEAR FUNDING
 PRIOR YEAR AVAILABLE
 FY 2013 PROPOSED
 FY 2014 – FY 2017 PLANNED
REMAINING NEED

ONGOING
 3,759,987
 1,614,433
 750,000
 2,900,000
ONGOING

| FY 2013 BUDGET DISTRIBUTION | |
|------------------------------|----------------|
| | AMOUNT |
| PLANNING/DESIGN | 50,000 |
| ACQUISITION/RELOCATION | - |
| SITE IMPROVEMENTS | - |
| CONSTRUCTION | 700,000 |
| FURNITURE/FIXTURES/EQUIPMENT | - |
| OTHER | - |
| TOTAL | 750,000 |


FUNDING SOURCE(S): VDOT REVENUE SHARING & GENERAL OBLIGATION BONDS

NOTES:

STREET LIGHTING - GENERAL

CATEGORY: TRANSPORTATION
FOCUS AREA: CSWB, TRANS., SNE
LOCATION: CITYWIDE
EST. COMPLETION DATE: ONGOING

DEPARTMENT: PUBLIC UTILITIES
DEPARTMENT PRIORITY:
FUND: 046
PROJECT #: 974-1602



DESCRIPTION & SCOPE: This project provides for installation of new street lights at various locations based on requests of citizens, the Police Department, and the Department of Public Works Traffic Engineering Division. This project also provides for an upgrade to the electric distribution system, upgrades to three electric sub-stations, and ancillary electric work required due to CIP projects undertaken by other departments within the City of Richmond.

PURPOSE: To increase public safety at night and potentially reduce the crime rate through the installation of new street lights.

HISTORY & KEY MILESTONES: Prior funds for system upgrades for a phased upgrade program accumulated over time have been decreased. This funding is still required to facilitate the electric infrastructure upgrade program.

FINANCIAL SUMMARY

| | FY 2012 | FY 2013 | FY 2014 | FY 2015 | FY 2016 | FY 2017 | TOTAL FY 2013-2017 |
|-------------------------|---------|---------|---------|---------|---------|---------|--------------------|
| FY 2013 PROPOSED | N/A | 300,000 | 300,000 | 300,000 | 300,000 | 300,000 | 1,500,000 |
| FY 2012 ADOPTED | 300,000 | 300,000 | 300,000 | 300,000 | 300,000 | N/A | 1,200,000 |
| CHANGE | N/A | - | - | - | - | 300,000 | 300,000 |

OPERATING IMPACT THE TOTAL COST OF STREET LIGHTING IS A GENERAL FUND EXPENDITURE.

| | |
|---------------------------|----------------|
| TOTAL PROJECT COST | ONGOING |
| PRIOR YEAR FUNDING | 32,841,390 |
| PRIOR YEAR AVAILABLE | 13,110,337 |
| FY 2013 PROPOSED | 300,000 |
| FY 2014 – FY 2017 PLANNED | 1,200,000 |
| REMAINING NEED | ONGOING |

| FY 2013 BUDGET DISTRIBUTION | |
|------------------------------|----------------|
| | AMOUNT |
| PLANNING/DESIGN | - |
| ACQUISITION/RELOCATION | - |
| SITE IMPROVEMENTS | - |
| CONSTRUCTION | 300,000 |
| FURNITURE/FIXTURES/EQUIPMENT | - |
| OTHER | - |
| TOTAL | 300,000 |

FUNDING SOURCE(S): GENERAL OBLIGATION BONDS

NOTES:

STREETS, SIDEWALKS, AND ALLEY IMPROVEMENTS

CATEGORY: TRANSPORTATION
FOCUS AREA: TRANS.
LOCATION: CITYWIDE
EST. COMPLETION DATE: ONGOING

DEPARTMENT: PUBLIC WORKS
DEPARTMENT PRIORITY:
FUND: 040
PROJECT #: 291-8128



DESCRIPTION & SCOPE: This project funds smaller scale construction improvements resulting from permits and petitions, unforeseen circumstances, and emergency conditions. This project also funds certain street improvements for commercial or industrial development as allowed by City Code.

PURPOSE: To fund small scale emergency and unanticipated construction projects and required unbudgeted infrastructure improvements that stimulate private development as provided by City Code.

HISTORY & KEY MILESTONES: This project was established in 1994

and has been funded every year.

FINANCIAL SUMMARY

| | FY 2012 | FY 2013 | FY 2014 | FY 2015 | FY 2016 | FY 2017 | TOTAL FY 2013-2017 |
|-------------------------|---------|---------|---------|---------|---------|---------|--------------------|
| FY 2013 PROPOSED | N/A | 200,000 | 200,000 | 200,000 | 200,000 | 450,000 | 1,250,000 |
| FY 2012 ADOPTED | 200,000 | 200,000 | 200,000 | 200,000 | 200,000 | N/A | 800,000 |
| CHANGE | N/A | - | - | - | - | 450,000 | 450,000 |

OPERATING IMPACT A SMALL INCREASE IN MAINTENANCE COST IS EXPECTED.

TOTAL PROJECT COST **ONGOING**
 PRIOR YEAR FUNDING 20,379,366
 PRIOR YEAR AVAILABLE 976,240
 FY 2013 PROPOSED 200,000
 FY 2014 – FY 2017 PLANNED 1,050,000
REMAINING NEED **ONGOING**

| FY 2013 BUDGET DISTRIBUTION | |
|------------------------------|----------------|
| | AMOUNT |
| PLANNING/DESIGN | - |
| ACQUISITION/RELOCATION | - |
| SITE IMPROVEMENTS | - |
| CONSTRUCTION | 200,000 |
| FURNITURE/FIXTURES/EQUIPMENT | - |
| OTHER | - |
| TOTAL | 200,000 |

FUNDING SOURCE(S): GENERAL OBLIGATION BONDS

NOTES:

TRAFFIC CALMING

CATEGORY: TRANSPORTATION

FOCUS AREA: TRANS.

LOCATION: CITYWIDE

EST. COMPLETION DATE: ONGOING

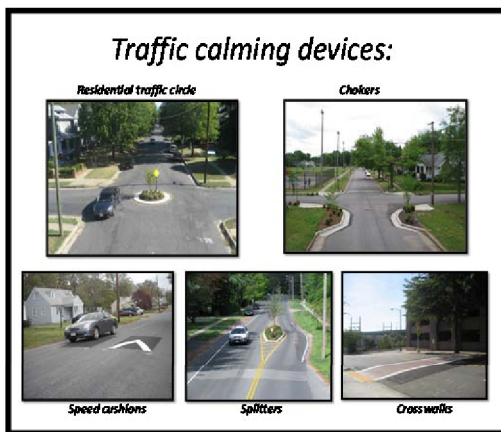
DEPARTMENT: PUBLIC WORKS

DEPARTMENT PRIORITY:

FUND: 040

PROJECT #: 290-8910

DESCRIPTION & SCOPE: This project provides for the installation of traffic calming devices including residential circles, chokers, speed cushions, splitters and raised crosswalks.



PURPOSE: To reduce cut-through traffic and speeding on certain neighborhood streets through the installation of physical traffic calming devices.

HISTORY & KEY MILESTONES: A neighborhood traffic management program was adopted by City Council in 2004. In 2009, sixteen projects were completed at a cost of \$197,664. In FY 2010 thirteen projects were complete at a cost of \$397,000. During FY 2011 forty seven projects will be completed at an estimated cost of \$524,230. In FY 2012 thirty seven are under design at an estimated cost of \$300,000.

FINANCIAL SUMMARY

| | FY 2012 | FY 2013 | FY 2014 | FY 2015 | FY 2016 | FY 2017 | TOTAL FY 2013-2017 |
|------------------|---------|---------|---------|---------|---------|---------|--------------------|
| FY 2013 PROPOSED | N/A | 200,000 | 200,000 | 200,000 | 200,000 | 200,000 | 1,000,000 |
| FY 2012 ADOPTED | 200,000 | 200,000 | 200,000 | 200,000 | 200,000 | N/A | 800,000 |
| CHANGE | N/A | - | - | - | - | 200,000 | 200,000 |

OPERATING IMPACT

| | |
|---------------------------|-----------|
| TOTAL PROJECT COST | ONGOING |
| PRIOR YEAR FUNDING | 2,800,000 |
| PRIOR YEAR AVAILABLE | 624,104 |
| FY 2013 PROPOSED | 200,000 |
| FY 2014 – FY 2017 PLANNED | 800,000 |
| REMAINING NEED | ONGOING |

| FY 2013 BUDGET DISTRIBUTION | |
|------------------------------|----------------|
| | AMOUNT |
| PLANNING/DESIGN | 20,000 |
| ACQUISITION/RELOCATION | - |
| SITE IMPROVEMENTS | - |
| CONSTRUCTION | 180,000 |
| FURNITURE/FIXTURES/EQUIPMENT | - |
| OTHER | - |
| TOTAL | 200,000 |

FUNDING SOURCE(S): GENERAL OBLIGATION BONDS

NOTES:

TRAFFIC CONTROL INSTALLATION

CATEGORY: TRANSPORTATION
FOCUS AREA: TRANS.
LOCATION: CITYWIDE
EST. COMPLETION DATE: ONGOING

DEPARTMENT: PUBLIC WORKS
DEPARTMENT PRIORITY:
FUND: 040
PROJECT #: 290-8122



DESCRIPTION & SCOPE: This project provides improvements to existing traffic signals by upgrading aged and damaged equipment. Improvements range from converting span wire designs to mast arms for improved visibility and maintenance to installing new vehicle detectors for improved operations (such as fewer unnecessary stops and less delay and vehicle emissions).

PURPOSE: To restore the functionality of damaged traffic signals and improve the overall safety and operations at signals by replacing old, outdated equipment.

HISTORY & KEY MILESTONES: This project has been providing ongoing installation of traffic signals and equipment for more than 20 years to improve traffic controls throughout the City. Funding for the project also covers emergency contingencies, such as knockdowns, and pays half of the salary for the traffic signal controls inspector.

FINANCIAL SUMMARY

| | FY 2012 | FY 2013 | FY 2014 | FY 2015 | FY 2016 | FY 2017 | TOTAL FY 2013-2017 |
|-------------------------|---------|---------|---------|---------|---------|---------|--------------------|
| FY 2013 PROPOSED | N/A | 200,000 | 200,000 | 200,000 | 200,000 | 400,000 | 1,200,000 |
| FY 2012 ADOPTED | 200,000 | 200,000 | 200,000 | 200,000 | 200,000 | N/A | 800,000 |
| CHANGE | N/A | - | - | - | - | 400,000 | 400,000 |

OPERATING IMPACT

| | |
|---------------------------|----------------|
| TOTAL PROJECT COST | ONGOING |
| PRIOR YEAR FUNDING | 6,378,858 |
| PRIOR YEAR AVAILABLE | 44,753 |
| FY 2013 PROPOSED | 200,000 |
| FY 2014 – FY 2017 PLANNED | 1,000,000 |
| REMAINING NEED | ONGOING |

| FY 2013 BUDGET DISTRIBUTION | |
|------------------------------|----------------|
| | AMOUNT |
| PLANNING/DESIGN | 20,000 |
| ACQUISITION/RELOCATION | - |
| SITE IMPROVEMENTS | - |
| CONSTRUCTION | 180,000 |
| FURNITURE/FIXTURES/EQUIPMENT | - |
| OTHER | - |
| TOTAL | 200,000 |

FUNDING SOURCE(S): GENERAL OBLIGATION BONDS

NOTES:

TRANSPORTATION PROJECTS

CATEGORY: TRANSPORTATION

DEPARTMENT: PUBLIC WORKS

FOCUS AREA: TRANS.

DEPARTMENT PRIORITY:

LOCATION: CITYWIDE

FUND: 040

EST. COMPLETION DATE: ONGOING

PROJECT #: 291-8515

DESCRIPTION & SCOPE: The project provides the asphalt restoration of various streets throughout the City. The scope of work of this preventive maintenance of street project includes the milling and asphalt resurfacing of major and minor arterial streets and the application of slurry seal to collector and local streets as determined by visual pavement condition surveys. Improvements also include curb and gutter repairs, pavement patching, and the installation of handicap ramps as needed.



PURPOSE: To maintain the function and operating condition of over 1,900 lane miles of City-owned streets while prolonging the useful life of paved surfaces.

HISTORY & KEY MILESTONES: This project has been funded continuously over an historical period of time but only to the extent to be reactive to emergency situations. Recent funding has been on a more proactive basis as many City streets have reached operating limitations because of their poor functional conditions.

FINANCIAL SUMMARY

| | FY 2012 | FY 2013 | FY 2014 | FY 2015 | FY 2016 | FY 2017 | TOTAL FY 2013-2017 |
|-------------------------|-----------|-----------|-----------|-----------|-----------|-----------|--------------------|
| FY 2013 PROPOSED | N/A | 5,000,000 | 5,000,000 | 4,000,000 | 3,000,000 | 3,000,000 | 20,000,000 |
| FY 2012 ADOPTED | 4,600,000 | 4,050,000 | 1,265,000 | 1,500,000 | 1,735,000 | N/A | 8,550,000 |
| CHANGE | N/A | 950,000 | 3,735,000 | 2,500,000 | 1,265,000 | 3,000,000 | 11,450,000 |

OPERATING IMPACT THE RESTORATION OF OLDER STREETS WILL RESULT IN OPERATION COST EFFICIENCIES.

| | |
|---------------------------|----------------|
| TOTAL PROJECT COST | ONGOING |
| PRIOR YEAR FUNDING | 18,678,903 |
| PRIOR YEAR AVAILABLE | 1,493,647 |
| FY 2013 PROPOSED | 5,000,000 |
| FY 2014 – FY 2017 PLANNED | 15,000,000 |
| REMAINING NEED | ONGOING |

| FY 2013 BUDGET DISTRIBUTION | |
|------------------------------|------------------|
| | AMOUNT |
| PLANNING/DESIGN | 400,000 |
| ACQUISITION/RELOCATION | - |
| SITE IMPROVEMENTS | - |
| CONSTRUCTION | 4,600,000 |
| FURNITURE/FIXTURES/EQUIPMENT | - |
| OTHER | - |
| TOTAL | 5,000,000 |

FUNDING SOURCE(S): GENERAL OBLIGATION BONDS

NOTES:

VIRGINIA CAPITAL TRAIL – PHASE I

CATEGORY: TRANSPORTATION
FOCUS AREA: TRANS., CULTURE & RECREATION
LOCATION: 7
EST. COMPLETION DATE: JUNE 2014

DEPARTMENT: PUBLIC WORKS
DEPARTMENT PRIORITY:
FUND: 040
PROJECT #: 291-C013



DESCRIPTION & SCOPE: This project provides for the design and construction of Richmond’s portion of the Virginia Capital Trail. Phase I ties-in to the Cathedral Walk at the floodwall gate near 18th and Dock Street and consists of a 12’ wide asphalt trail running underneath the CSX trestle to Great Shiplock Park.

PURPOSE: To connect the current state capital to the Colonial state capital, Williamsburg, via a 55-mile multi-use trail. This project will also enhance bicycle and pedestrian access to the Richmond Riverfront and increase tourism for the City.

HISTORY & KEY MILESTONES: VDOT completed the Rte. 5 Capital Feasibility Study (Virginia Capital Trail) in 1999. The Richmond portion of the trail starts from the State Capital Building and ends at the City line on Rte. 5. Phase I of the Virginia Capital Trail is complete; this project adjusts the budget so that it may be closed out.

FINANCIAL SUMMARY

| | FY 2012 | FY 2013 | FY 2014 | FY 2015 | FY 2016 | FY 2017 | TOTAL FY 2013-2017 |
|-------------------------|---------|---------|---------|---------|---------|---------|--------------------|
| FY 2013 PROPOSED | N/A | 11,200 | - | - | - | - | 11,200 |
| FY 2012 ADOPTED | - | - | - | - | - | N/A | - |
| CHANGE | N/A | 11,200 | - | - | - | - | 11,200 |

OPERATING IMPACT NEW INFRASTRUCTURE WILL REQUIRE ADDITIONAL MAINTENANCE NEEDS.

| | |
|---------------------------|------------------|
| TOTAL PROJECT COST | 2,644,200 |
| PRIOR YEAR FUNDING | 2,633,000 |
| PRIOR YEAR AVAILABLE | 803,045 |
| FY 2013 PROPOSED | 11,200 |
| FY 2014 – FY 2017 PLANNED | - |
| REMAINING NEED | - |

| FY 2013 BUDGET DISTRIBUTION | |
|------------------------------|---------------|
| | AMOUNT |
| PLANNING/DESIGN | - |
| ACQUISITION/RELOCATION | - |
| SITE IMPROVEMENTS | - |
| CONSTRUCTION | - |
| FURNITURE/FIXTURES/EQUIPMENT | - |
| OTHER | 11,200 |
| TOTAL | 11,200 |

FUNDING SOURCE(S): VDOT ENHANCEMENT GRANT, SMITHSONIAN GRANT & GENERAL OBLIGATION BONDS

NOTES: Venture Richmond committed to fund \$168,000 for design and construction of Segment 1 and directly paid \$108,693 to the consultant and contractor for their part of the contract. The remaining commitment of \$59,307 from Venture Richmond is not needed. This budget request adjusts the budget by \$168,000 (\$108,693 + \$59,307). Also, in FY 2010 VDOT provided a supplement of \$179,200 to be appropriated in FY 2013 as an Enhancement Grant.

City Equipment & Other



FLEET REPLACEMENT PROGRAM

CATEGORY: CITY EQUIPMENT & OTHER
FOCUS AREA: SNE, WMG
LOCATION: CITYWIDE
EST. COMPLETION DATE: ONGOING

DEPARTMENT: PUBLIC WORKS (FLEET MANAGEMENT)
DEPARTMENT PRIORITY:
FUND: 040
PROJECT #: 029-3102

DESCRIPTION & SCOPE: This project allows for the purchase of replacement vehicles and equipment used to provide services throughout the City. The City's Fleet consists of approximately 2,300 vehicles and pieces of equipment.



PURPOSE: To replace vehicles and equipment that are beyond their useful life, which are typically the most costly to maintain. In line with the objectives of a well-managed government, the City has established a fleet replacement process that will, in time, set the vehicle replacement cycle in line with best practices, minimizing operating and maintenance costs.

HISTORY & KEY MILESTONES: The goal of the fleet replacement program is to strike a balance for minimizing replacement costs versus maintenance and fuel costs. The FY 2013 proposed allocation will be utilized for the purchase of three new fire trucks, 9 new pieces of heavy equipment for the Department of Public Works including five new street sweepers and 38 new police vehicles.

FINANCIAL SUMMARY

| | FY 2012 | FY 2013 | FY 2014 | FY 2015 | FY 2016 | FY 2017 | TOTAL FY 2013-2017 |
|-------------------------|-----------|-----------|-----------|-----------|-----------|-----------|--------------------|
| FY 2013 PROPOSED | N/A | 5,000,000 | 5,000,000 | 5,000,000 | 5,000,000 | 5,000,000 | 25,000,000 |
| FY 2012 ADOPTED | 5,400,000 | 5,000,000 | 5,000,000 | 5,000,000 | 5,000,000 | N/A | 20,000,000 |
| CHANGE | N/A | - | - | - | - | 5,000,000 | 5,000,000 |

OPERATING IMPACT THE REPLACEMENT OF OLDER EQUIPMENT WILL RESULT IN OPERATION COST EFFICIENCIES.

| | |
|---------------------------|----------------|
| TOTAL PROJECT COST | ONGOING |
| PRIOR YEAR FUNDING | 5,400,000 |
| PRIOR YEAR AVAILABLE | 411,881 |
| FY 2013 PROPOSED | 5,000,000 |
| FY 2014 – FY 2017 PLANNED | 20,000,000 |
| REMAINING NEED | ONGOING |

| FY 2013 BUDGET DISTRIBUTION | |
|------------------------------|------------------|
| | AMOUNT |
| PLANNING/DESIGN | - |
| ACQUISITION/RELOCATION | - |
| SITE IMPROVEMENTS | - |
| CONSTRUCTION | - |
| FURNITURE/FIXTURES/EQUIPMENT | - |
| OTHER | 5,000,000 |
| TOTAL | 5,000,000 |

FUNDING SOURCE(S): SHORT-TERM DEBT

NOTES:

REPLACE PARKING EQUIPMENT IN CITY PARKING FACILITIES

CATEGORY: CITY EQUIPMENT & OTHER
FOCUS AREA: EG, CSWB, TRANS., WMG
LOCATION: CITYWIDE
EST. COMPLETION DATE: SEPTEMBER 2013

DEPARTMENT: FINANCE
DEPARTMENT PRIORITY:
FUND: 040
PROJECT #: 029-3101



DESCRIPTION & SCOPE: This project will provide funds for the acquisition and installation of new, state of the art parking equipment at 5th & Marshall and 7th & Marshall parking facilities, resulting in the reduction of ongoing maintenance costs.

PURPOSE: To install new parking equipment at the 7th & Marshall parking facility, as the current equipment is not in line with industry standards and requires constant maintenance. The equipment replacement will reduce maintenance costs, allow for better ingress and egress, and improve revenue tracking.

HISTORY & KEY MILESTONES: Funding for parking equipment replacement was provided to purchase new equipment for 5th & Marshall parking facility in FY 2012. Equipment for 7th & Marshall parking facility will be purchased in FY 2013. Equipment installation will take approximately 30-45 days.

FINANCIAL SUMMARY

| | FY 2012 | FY 2013 | FY 2014 | FY 2015 | FY 2016 | FY 2017 | TOTAL FY 2013-2017 |
|-------------------------|---------|---------|---------|---------|---------|---------|--------------------|
| FY 2013 PROPOSED | N/A | 200,000 | - | 200,000 | - | 200,000 | 600,000 |
| FY 2012 ADOPTED | 350,000 | 200,000 | - | - | - | N/A | 200,000 |
| CHANGE | N/A | - | - | 200,000 | - | 200,000 | 400,000 |

OPERATING IMPACT ALLOCATION WILL REDUCE ON-GOING MAINTENANCE COSTS.

TOTAL PROJECT COST
 PRIOR YEAR FUNDING
 PRIOR YEAR AVAILABLE
 FY 2013 PROPOSED
 FY 2014 – FY 2017 PLANNED
REMAINING NEED

ONGOING
 350,000
 350,000
 200,000
 400,000
ONGOING

| FY 2013 BUDGET DISTRIBUTION | |
|------------------------------|----------------|
| | AMOUNT |
| PLANNING/DESIGN | - |
| ACQUISITION/RELOCATION | - |
| SITE IMPROVEMENTS | - |
| CONSTRUCTION | - |
| FURNITURE/FIXTURES/EQUIPMENT | - |
| OTHER | 200,000 |
| TOTAL | 200,000 |

FUNDING SOURCE(S): PARKING REVENUE;

NOTES:


PUBLIC UTILITIES

GAS UTILITY NEW BUSINESS

CATEGORY: UTILITIES
FOCUS AREA: SNE
LOCATION: CITYWIDE
EST. COMPLETION DATE: ONGOING

DEPARTMENT: PUBLIC UTILITIES
DEPARTMENT PRIORITY:
FUND: 043
PROJECT #: 971-1402

DESCRIPTION & SCOPE: This project provides for the ongoing installation of new gas mains, services, meters, and regulators to serve new customers in the City of Richmond and Henrico County. It is estimated that 75,000 feet of new mains and 1,045 new services will be installed in FY 2013.



PURPOSE: For each request to provide gas service, a determination is made whether the project provides a positive return to the gas utility. Projects where net revenue exceeds the estimated cost of construction will be completed. In addition, projects may be completed where it is determined that subject to the Department of Public Utilities' Main Extension Policy, those projects will provide future profitable gas sales.

HISTORY & KEY MILESTONES: This project has been funded continuously over an historical period of time, but only to the extent to be reactive to opportunities to serve new customers. A new natural gas fueling facility will be completed at Hopkins Road in January 2011 for refuse trucks.

FINANCIAL SUMMARY

| | FY 2012 | FY 2013 | FY 2014 | FY 2015 | FY 2016 | FY 2017 | TOTAL FY 2013-2017 |
|-------------------------|-----------|------------|-------------|------------|------------|------------|--------------------|
| FY 2013 PROPOSED | N/A | 11,636,000 | 9,444,000 | 15,270,000 | 14,716,000 | 13,495,000 | 64,561,000 |
| FY 2012 ADOPTED | 1,723,000 | 10,309,000 | 11,544,000 | 13,309,000 | 14,796,000 | N/A | 49,958,000 |
| CHANGE | N/A | 1,327,000 | (2,100,000) | 1,961,000 | (80,000) | 13,495,000 | 14,603,000 |

OPERATING IMPACT THE FUNDS REQUESTED FOR THESE PROJECTS WILL RESULT IN A NET INCREASE TO GAS UTILITY'S NET REVENUES.

| | |
|---------------------------|----------------|
| TOTAL PROJECT COST | ONGOING |
| PRIOR YEAR FUNDING | 233,145,207 |
| PRIOR YEAR AVAILABLE | 39,107,251 |
| FY 2013 PROPOSED | 11,636,000 |
| FY 2014 – FY 2017 PLANNED | 52,925,000 |
| REMAINING NEED | ONGOING |

| FY 2013 BUDGET DISTRIBUTION | |
|------------------------------|-------------------|
| | AMOUNT |
| PLANNING/DESIGN | - |
| ACQUISITION/RELOCATION | - |
| SITE IMPROVEMENTS | - |
| CONSTRUCTION | 11,636,000 |
| FURNITURE/FIXTURES/EQUIPMENT | - |
| OTHER | - |
| TOTAL | 11,636,000 |

FUNDING SOURCE(S): CASH, UTILITY BONDS

NOTES:

GAS UTILITY SYSTEM REPLACEMENT

CATEGORY: UTILITIES
FOCUS AREA: SNE
LOCATION: CITYWIDE
EST. COMPLETION DATE: ONGOING

DEPARTMENT: PUBLIC UTILITIES
DEPARTMENT PRIORITY:
FUND: 043
PROJECT #: 971-1403 & 971-1430



DESCRIPTION & SCOPE: This project provides for the replacement of gas mains, services, meters, and regulators as maintenance costs begin to exceed replacement costs. Primary projects include replacement of old gas mains, replacement or renewal of old gas services, and response to water infiltration. Ancillary projects include renewal or replacement of mains in conjunction with projects being done by other City agencies or the State. It is estimated to replace 100,000 feet of main and 2,600 services in FY 2013.

PURPOSE: Much of the gas distribution system is over 40 years old and is deteriorating due to its age. This program, along with the cathodic protection program (Project 1430), reduces gas leakage and revenue losses.

HISTORY & KEY MILESTONES: A federal USDOT mandate requires the City to complete a 40 year project to replace all cast iron gas mains. This project is in its 19th year. New federal regulations requiring Distribution Integrity Management programs are effective on August 2, 2011.

FINANCIAL SUMMARY

| | FY 2012 | FY 2013 | FY 2014 | FY 2015 | FY 2016 | FY 2017 | TOTAL FY 2013-2017 |
|-------------------------|------------|------------|------------|------------|------------|------------|--------------------|
| FY 2013 PROPOSED | N/A | 20,229,000 | 21,042,000 | 21,540,000 | 21,636,000 | 22,330,000 | 106,777,000 |
| FY 2012 ADOPTED | 18,948,000 | 19,581,000 | 20,237,000 | 20,913,000 | 21,611,000 | N/A | 82,342,000 |
| CHANGE | N/A | 648,000 | 805,000 | 627,000 | 25,000 | 22,330,000 | 24,435,000 |

OPERATING IMPACT THE FUNDS REQUESTED FOR THESE PROJECTS WILL RESULT IN A NET INCREASE TO GAS UTILITY'S NET REVENUES.

| | |
|---------------------------|----------------|
| TOTAL PROJECT COST | ONGOING |
| PRIOR YEAR FUNDING | 241,943,319 |
| PRIOR YEAR AVAILABLE | 12,946,147 |
| FY 2013 PROPOSED | 20,229,000 |
| FY 2014 – FY 2017 PLANNED | 86,548,000 |
| REMAINING NEED | ONGOING |

| FY 2013 BUDGET DISTRIBUTION | |
|------------------------------|-------------------|
| | AMOUNT |
| PLANNING/DESIGN | - |
| ACQUISITION/RELOCATION | - |
| SITE IMPROVEMENTS | - |
| CONSTRUCTION | 20,229,000 |
| FURNITURE/FIXTURES/EQUIPMENT | - |
| OTHER | - |
| TOTAL | 20,229,000 |

FUNDING SOURCE(S): CASH, UTILITY BONDS

NOTES: FY 2013 INCLUDES APPROXIMATELY \$276,000 AND FY 2014 INCLUDES APPROXIMATELY \$800,000 IN APPROPRIATIONS FOR GAS UTILITY RELOCATIONS DUE TO DPW ROADWAY IMPROVEMENT PROJECTS.

STORMWATER FACILITIES IMPROVEMENTS

CATEGORY: UTILITIES
FOCUS AREA: SNE
LOCATION: CITYWIDE
EST. COMPLETION DATE: ONGOING

DEPARTMENT: PUBLIC UTILITIES
DEPARTMENT PRIORITY:
FUND: 048
PROJECT #: 978-1940



DESCRIPTION & SCOPE: This project provides for maintenance and upgrade of stormwater sewers and associated facilities, inspection and replacement programs, miscellaneous stormwater extensions, and emergency replacements.

PURPOSE: To complete the necessary repairs of and upgrades to the stormwater facilities.

HISTORY & KEY MILESTONES: This project has been funded to repair and/or replace drainage structures, ditches and culverts throughout the city. Development and use of “green” technology has proven to be a positive step toward the reduction of untreated urban runoff into the City’s rivers and streams. A

proactive approach is being taken to meet federal, state and local regulations.

FINANCIAL SUMMARY

| | FY 2012 | FY 2013 | FY 2014 | FY 2015 | FY 2016 | FY 2017 | TOTAL FY 2013-2017 |
|-------------------------|-----------|-----------|------------|------------|------------|------------|--------------------|
| FY 2013 PROPOSED | N/A | 3,500,000 | 27,558,000 | 15,285,000 | 16,613,000 | 17,000,000 | 79,956,000 |
| FY 2012 ADOPTED | 3,500,000 | 3,500,000 | 27,558,000 | 15,285,000 | 16,613,000 | N/A | 62,956,000 |
| CHANGE | N/A | - | - | - | - | 17,000,000 | 17,000,000 |

OPERATING IMPACT THE FUNDS REQUESTED IN THIS PROJECT ARE NECESSARY TO REDUCE MAINTENANCE COSTS AND ORDINARILY KEEP RATE INCREASES TO A MINIMUM.

TOTAL PROJECT COST **ONGOING**
 PRIOR YEAR FUNDING 10,902,915
 PRIOR YEAR AVAILABLE 5,218,141
 FY 2013 ADOPTED 3,500,000
 FY 2014 – FY 2017 PLANNED 76,456,000
REMAINING NEED **ONGOING**

| FY 2013 BUDGET DISTRIBUTION | |
|------------------------------|------------------|
| | AMOUNT |
| PLANNING/DESIGN | - |
| ACQUISITION/RELOCATION | - |
| SITE IMPROVEMENTS | - |
| CONSTRUCTION | 3,500,000 |
| FURNITURE/FIXTURES/EQUIPMENT | - |
| OTHER | - |
| TOTAL | 3,500,000 |

FUNDING SOURCE(S): CASH, UTILITY BONDS

NOTES:

CITY OF RICHMOND FLOODWALL

CATEGORY: UTILITIES
FOCUS AREA: SNE
LOCATION: 6
EST. COMPLETION DATE: ONGOING

DEPARTMENT: PUBLIC UTILITIES
DEPARTMENT PRIORITY:
FUND: 045
PROJECT #: 973-1740-1780



DESCRIPTION & SCOPE: This project provides for capital improvements, corrective and preventive maintenance for the dams, canals, levees and floodwalls as well as the flood control systems on both the north and south interior drainage areas. The operation and maintenance of these facilities protect residential and business properties in the City and are required to meet the regulations of the Secretary of the Army and permits issued by the US Army Corps of Engineers Norfolk District and the Virginia Department of Environmental Quality.

PURPOSE: To make necessary improvements, repairs and upgrades needed for the sustainability of the James River infrastructure including dams, canals and flood protection facilities.

HISTORY & KEY MILESTONES: These types of projects have been continuously funded over decades in the City's general or enterprise fund. Beginning in 2009 all the project costs are centralized in the DPU, an enterprise fund.

FINANCIAL SUMMARY

| | FY 2012 | FY 2013 | FY 2014 | FY 2015 | FY 2016 | FY 2017 | TOTAL FY 2013-2017 |
|------------------|---------|---------|-----------|---------|---------|---------|--------------------|
| FY 2013 PROPOSED | N/A | 266,000 | 1,950,000 | - | - | - | 2,216,000 |
| FY 2012 ADOPTED | - | 266,000 | 1,950,000 | - | - | N/A | 2,216,000 |
| CHANGE | N/A | - | - | - | - | - | - |

OPERATING IMPACT THIS PROJECT WILL ENSURE RELIABLE OPERATION AND REDUCE MAINTENANCE COSTS OF EXISTING FLOOD PREVENTION FACILITIES. THIS WILL AID IN THE PROTECTION OF PROPERTIES AND SUSTAINING THE EXISTING THE TAX BASE.

| | ONGOING | FY 2013 BUDGET DISTRIBUTION | |
|---------------------------|----------------|------------------------------|----------------|
| | | | AMOUNT |
| TOTAL PROJECT COST | | | |
| PRIOR YEAR FUNDING | - | PLANNING/DESIGN | - |
| PRIOR YEAR AVAILABLE | - | ACQUISITION/RELOCATION | - |
| FY 2013 PROPOSED | 266,000 | SITE IMPROVEMENTS | - |
| FY 2014 – FY 2017 PLANNED | 1,950,000 | CONSTRUCTION | 266,000 |
| REMAINING NEED | ONGOING | FURNITURE/FIXTURES/EQUIPMENT | - |
| | | OTHER | - |
| | | TOTAL | 266,000 |

FUNDING SOURCE(S): CASH , VRA & UTILITY BONDS

NOTES:

SANITARY SEWERS

CATEGORY: UTILITIES
FOCUS AREA: SNE
LOCATION: CITYWIDE
EST. COMPLETION DATE: ONGOING

DEPARTMENT: PUBLIC UTILITIES
DEPARTMENT PRIORITY:
FUND: 045
PROJECT #: 973-1740-1760

DESCRIPTION & SCOPE: This project provides for maintenance and upgrade of sanitary sewers, inspection and replacement programs, miscellaneous sewer extensions, and emergency replacements. This project includes the Shockoe Bottom Drainage Projects (SBD 1-7) and the Battery Park Drainage Project. Also included are ancillary projects to renew or replace sewers in conjunction with projects being done by other City agencies or the State. Various Stormwater Drainage projects totaling \$4,521,725 were added as a Council Budget Amendment to the Capital Improvement Plan for FY2009-2013 (Ordinance 2008-73-105, Attachment II).



PURPOSE: To provide necessary repairs of and upgrades to the sanitary sewer facilities.

HISTORY & KEY MILESTONES: This project has been funded continuously over an extended period of time. In the 2005 time frame, the annual sewer rehabilitation budget was ramped up from about \$4 million per year to the current level of approximately \$10 million year. Project scheduling and rehabilitation has taken a more proactive role in bringing the sanitary sewers in rehabilitated areas an additional 50-100 years of life expectancy.

FINANCIAL SUMMARY

| | FY 2012 | FY 2013 | FY 2014 | FY 2015 | FY 2016 | FY 2017 | TOTAL FY 2013-2017 |
|-------------------------|------------|------------|------------|------------|------------|------------|--------------------|
| FY 2013 PROPOSED | N/A | 15,112,000 | 15,344,000 | 15,700,000 | 20,242,000 | 16,424,000 | 82,822,000 |
| FY 2012 ADOPTED | 16,099,000 | 15,112,000 | 15,344,000 | 15,700,000 | 20,242,000 | N/A | 66,398,000 |
| CHANGE | N/A | - | - | - | - | 16,424,000 | 16,424,000 |

OPERATING IMPACT THE FUNDS REQUESTED IN THIS PROJECT ARE NECESSARY TO REDUCE MAINTENANCE COSTS AND EXTEND THE LIFE OF THE ASSETS.

| TOTAL PROJECT COST | ONGOING |
|---------------------------|----------------|
| PRIOR YEAR FUNDING | 204,201,724 |
| PRIOR YEAR AVAILABLE | 69,716,528 |
| FY 2013 PROPOSED | 15,112,000 |
| FY 2013 – FY 2016 PLANNED | 67,710,000 |
| REMAINING NEED | ONGOING |

| FY 2013 BUDGET DISTRIBUTION | |
|------------------------------|-------------------|
| | AMOUNT |
| PLANNING/DESIGN | - |
| ACQUISITION/RELOCATION | - |
| SITE IMPROVEMENTS | - |
| CONSTRUCTION | 15,112,000 |
| FURNITURE/FIXTURES/EQUIPMENT | - |
| OTHER | - |
| TOTAL | 15,112,000 |

FUNDING SOURCE(s): CASH , VRA & UTILITY BONDS

NOTES:

WASTEWATER TREATMENT

CATEGORY: UTILITIES
FOCUS AREA: SNE
LOCATION: CITYWIDE
EST. COMPLETION DATE: ONGOING

DEPARTMENT: PUBLIC UTILITIES
DEPARTMENT PRIORITY:
FUND: 045
PROJECT #: 973-1740-1701

DESCRIPTION & SCOPE: This project provides for the upgrading of equipment and process control systems at the Wastewater Treatment Plant. The wastewater system serves approximately 58,000 customers in the City, Henrico, northern Chesterfield and Goochland counties.



PURPOSE: To improve the operational processes of the Wastewater Treatment Plant.

HISTORY & KEY MILESTONES: This project has been funded continuously to replace systems have reached or surpassed their useful service lives and to maintain compliance with water quality regulations. In 2009, construction began on a \$156 million series of projects to upgrade the treatment plant to remove more nitrogen and phosphorus pollutants as part of the Chesapeake Bay Restoration Program.

FINANCIAL SUMMARY

| | FY 2012 | FY 2013 | FY 2014 | FY 2015 | FY 2016 | FY 2017 | TOTAL FY 2013-2017 |
|-------------------------|-----------|--------------|-------------|------------|-----------|-----------|--------------------|
| FY 2013 PROPOSED | N/A | - | 12,395,000 | 16,834,000 | 6,460,000 | 9,971,000 | 45,660,000 |
| FY 2012 ADOPTED | 5,000,000 | 12,161,000 | 14,250,000 | 8,899,000 | 379,000 | N/A | 35,689,000 |
| CHANGE | N/A | (12,161,000) | (1,855,000) | 7,935,000 | 6,081,000 | 9,971,000 | 9,971,000 |

OPERATING IMPACT THE FUNDS REQUESTED IN THIS PROJECT ARE NECESSARY TO REDUCE MAINTENANCE COSTS AND EXTEND THE LIFE OF THE ASSETS.

| | |
|---------------------------|----------------|
| TOTAL PROJECT COST | ONGOING |
| PRIOR YEAR FUNDING | 183,516,299 |
| PRIOR YEAR AVAILABLE | 76,289,094 |
| FY 2013 PROPOSED | - |
| FY 2014 – FY 2017 PLANNED | 45,660,000 |
| REMAINING NEED | ONGOING |

| FY 2013 BUDGET DISTRIBUTION | |
|------------------------------|----------|
| | AMOUNT |
| PLANNING/DESIGN | - |
| ACQUISITION/RELOCATION | - |
| SITE IMPROVEMENTS | - |
| CONSTRUCTION | - |
| FURNITURE/FIXTURES/EQUIPMENT | - |
| OTHER | - |
| TOTAL | - |

FUNDING SOURCE(s): CASH , VRA & UTILITY BONDS


NOTES:

WATER UTILITY DISTRIBUTION SYSTEM IMPROVEMENTS

CATEGORY: UTILITIES
FOCUS AREA: SNE
LOCATION: CITYWIDE
EST. COMPLETION DATE: ONGOING

DEPARTMENT: PUBLIC UTILITIES
DEPARTMENT PRIORITY:
FUND: 044
PROJECT #: 971-1502

DESCRIPTION & SCOPE: This project provides for installation of water mains to serve new customers, also meter programs and the rehabilitation of existing water mains and services. It is estimated to replace or retire 18,700 feet of main and 800 services in FY 2013. An estimated 61,000 feet of water main will be cleaned and lined in FY 2013. Also included are ancillary projects to renew or replace mains in conjunction with projects being done by other City of Richmond agencies or the state.



PURPOSE: Rehabilitation and replacement of water mains are done on a systematic basis, with cost effectiveness and quality of water service in specific areas determining the projects to be completed. New water mains and services are installed as requested, with the customer paying for all work beyond a minimum amount per customer.

HISTORY & KEY MILESTONES: This project has been funded continuously over an historical period of time, but only to the extent to be reactive to emergency situations. However, recent funding has been on a more proactive basis as many of the water mains have reached or surpassed their useful lives.

FINANCIAL SUMMARY

| | FY 2012 | FY 2013 | FY 2014 | FY 2015 | FY 2016 | FY 2017 | TOTAL FY 2013-2017 |
|-------------------------|-----------|------------|------------|------------|------------|------------|--------------------|
| FY 2013 PROPOSED | N/A | 11,987,000 | 10,580,000 | 11,366,000 | 11,082,000 | 11,460,000 | 56,475,000 |
| FY 2012 ADOPTED | 8,547,000 | 9,664,000 | 10,024,000 | 10,377,000 | 10,743,000 | N/A | 40,808,000 |
| CHANGE | N/A | 2,323,000 | 556,000 | 989,000 | 339,000 | 11,460,000 | 15,667,000 |

THE FUNDS REQUESTED IN THIS PROJECT ARE NECESSARY TO SERVE ADDITIONAL CUSTOMERS OR TO REDUCE MAINTENANCE COSTS AND REDUCE WATER LOSSES. THIS WILL NORMALLY RESULT IN AN INCREASE IN REVENUE IN THE WATER UTILITY.

OPERATING IMPACT

| | |
|---------------------------|----------------|
| TOTAL PROJECT COST | ONGOING |
| PRIOR YEAR FUNDING | 143,891,907 |
| PRIOR YEAR AVAILABLE | 12,054,440 |
| FY 2013 PROPOSED | 11,987,000 |
| FY 2014 – FY 2017 PLANNED | 44,488,000 |
| REMAINING NEED | ONGOING |

| FY 2013 BUDGET DISTRIBUTION | |
|------------------------------|-------------------|
| | AMOUNT |
| PLANNING/DESIGN | - |
| ACQUISITION/RELOCATION | - |
| SITE IMPROVEMENTS | - |
| CONSTRUCTION | 11,987,000 |
| FURNITURE/FIXTURES/EQUIPMENT | - |
| OTHER | - |
| TOTAL | 11,987,000 |

FUNDING SOURCE(S): CASH, UTILITY BONDS

NOTES: FY 2013 INCLUDES APPROXIMATELY \$1.5M AND FY 2014 INCLUDES APPROXIMATELY \$580,000 IN APPROPRIATIONS FOR WATER UTILITY RELOCATIONS DUE TO DPW ROADWAY IMPROVEMENT PROJECTS.

MAJOR PLANT & PUMPING IMPROVEMENTS

CATEGORY: UTILITIES
FOCUS AREA: SNE
LOCATION: CITYWIDE
EST. COMPLETION DATE: OCTOBER 2021

DEPARTMENT: PUBLIC UTILITIES
DEPARTMENT PRIORITY:
FUND: 044
PROJECT #: 972-1503

DESCRIPTION & SCOPE: A comprehensive study of the City of Richmond’s water purification plant and pumping system indicated that substantial improvements were needed to meet projected water demand and to comply with the requirements of the Safe Drinking Water Act and State Health Department regulations. The program for accomplishing these improvements began in the mid-1970s. The plant’s present certified capacity is 132 million gallons per day (MGD).



PURPOSE: To make improvements to the City of Richmond’s water purification plant and pumping system to meet projected water demand and to comply with the requirements of the Safe Drinking Water Act and State Health Department regulations.

HISTORY & KEY MILESTONES: This project has been funded continuously to replace systems that have reached or surpassed their useful service lives, maintain compliance with new drinking water quality regulations, and to meet county wholesale water contract capacity requirements.

FINANCIAL SUMMARY

| | FY 2012 | FY 2013 | FY 2014 | FY 2015 | FY 2016 | FY 2017 | TOTAL FY 2013-2017 |
|-------------------------|------------|--------------|-------------|-----------|------------|-----------|--------------------|
| FY 2013 PROPOSED | N/A | 1,837,000 | 12,369,000 | 7,114,000 | 17,514,000 | 4,771,000 | 43,605,000 |
| FY 2012 ADOPTED | 21,631,000 | 32,916,000 | 16,399,000 | - | - | N/A | 49,315,000 |
| CHANGE | N/A | (31,079,000) | (4,030,000) | 7,114,000 | 17,514,000 | 4,771,000 | (5,710,000) |

OPERATING IMPACT THE FUNDS REQUESTED IN THIS PROJECT ARE NECESSARY TO MAINTAIN COMPLIANCE WITH WATER QUALITY REGULATIONS AS WELL AS REDUCE OPERATING AND MAINTENANCE COSTS AND INCREASE EFFICIENCY.

| | |
|---------------------------|--------------------|
| TOTAL PROJECT COST | 358,823,475 |
| PRIOR YEAR FUNDING | 295,076,475 |
| PRIOR YEAR AVAILABLE | 122,069,965 |
| FY 2013 PROPOSED | 1,837,000 |
| FY 2014 – FY 2017 PLANNED | 41,768,000 |
| REMAINING NEED | 20,142,000 |

| FY 2013 BUDGET DISTRIBUTION | |
|------------------------------|------------------|
| | AMOUNT |
| PLANNING/DESIGN | - |
| ACQUISITION/RELOCATION | - |
| SITE IMPROVEMENTS | - |
| CONSTRUCTION | 1,837,000 |
| FURNITURE/FIXTURES/EQUIPMENT | - |
| OTHER | - |
| TOTAL | 1,837,000 |

FUNDING SOURCE(S): CASH, UTILITY BONDS

NOTES:

TRANSMISSION MAIN IMPROVEMENTS

CATEGORY: UTILITIES

FOCUS AREA: SNE

LOCATION: CITYWIDE

EST. COMPLETION DATE: OCTOBER 2021

DEPARTMENT: PUBLIC UTILITIES

DEPARTMENT PRIORITY:

FUND: 044

PROJECT #: 972-1503

DESCRIPTION & SCOPE: This project provides for construction of water transmission mains and tanks, to provide service to the City of Richmond as well as Henrico, Hanover, and Chesterfield Counties, to maximize the use of the City of Richmond’s water purification plant.



PURPOSE: All projects undertaken for the exclusive benefit of Henrico, Hanover, and Chesterfield Counties are paid for 100 percent by each County. This maximizes efficiencies of usage of the City of Richmond’s water purification plant and lowers the cost of service for all customers of the Water Utility.

HISTORY & KEY MILESTONES: Past projects have included new transmission mains to facilitate increased water sales to Henrico, Chesterfield and Hanover Counties, as well as the soon to be completed Hioaks Elevated Water Tank in the southwestern portion of the City. DPU is currently in the process of replacing a large section of the 36” Korah 3 transmission main in the Kanawha Canal.

FINANCIAL SUMMARY

| | FY 2012 | FY 2013 | FY 2014 | FY 2015 | FY 2016 | FY 2017 | TOTAL FY 2013-2017 |
|-------------------------|-----------|-------------|-----------|-----------|-----------|-----------|--------------------|
| FY 2013 PROPOSED | N/A | 4,506,000 | 1,300,000 | 6,700,000 | 8,608,000 | 5,551,000 | 26,665,000 |
| FY 2012 ADOPTED | 9,301,000 | 6,437,000 | 653,000 | 278,000 | 550,000 | N/A | 7,918,000 |
| CHANGE | N/A | (1,931,000) | 647,000 | 6,422,000 | 8,058,000 | 5,551,000 | 18,747,000 |

OPERATING IMPACT THE MAJORITY OF THE PROJECTS IN THIS AREA SHOULD MAINTAIN OR INCREASE THE WATER SALES TO HENRICO, CHESTERFIELD, AND HANOVER COUNTIES AND WILL BE FUNDED EXCLUSIVELY BY EACH COUNTY.

| | |
|---------------------------|--------------------|
| TOTAL PROJECT COST | 121,375,169 |
| PRIOR YEAR FUNDING | 93,510,169 |
| PRIOR YEAR AVAILABLE | 45,668,572 |
| FY 2013 PROPOSED | 4,506,000 |
| FY 2014 – FY 2017 PLANNED | 22,159,000 |
| REMAINING NEED | 1,200,000 |

| FY 2013 BUDGET DISTRIBUTION | |
|------------------------------|------------------|
| | AMOUNT |
| PLANNING/DESIGN | - |
| ACQUISITION/RELOCATION | - |
| SITE IMPROVEMENTS | - |
| CONSTRUCTION | 4,506,000 |
| FURNITURE/FIXTURES/EQUIPMENT | - |
| OTHER | - |
| TOTAL | 4,506,000 |

FUNDING SOURCE(S): CASH & UTILITY BONDS

NOTES:

APPENDICES

**CAPITAL IMPROVEMENT PLAN
FY2013-FY2017:**

| | PAGE |
|---|----------------|
| FUNDING BY COUNCIL DISTRICT | 101-104 |
| PROJECT STATUS REPORT AS OF 12/31/11 | 105-114 |

FY 2013 - FY 2017 Capital Improvement Plan: General Fund Uses of Funds by District

| General Fund Project Title | Council District | Proposed FY 2013 | Planned | | | | TOTAL |
|---|---------------------|---------------------|------------------|------------------|------------------|----------------|-------------------|
| | | | FY 2014 | FY 2015 | FY 2016 | FY 2017 | |
| Boulevard Redevelopment Preparation Project | 2 | 3,825,000 | - | - | - | - | 3,825,000 |
| Monroe Park | 2 | - | 435,000 | 1,235,000 | - | - | 1,670,000 |
| Second District Total | | 3,825,000 | 435,000 | 1,235,000 | - | - | 5,495,000 |
| Brookland Park Boulevard Streetscape | 3 | 150,000 | - | - | - | - | 150,000 |
| Third District Total | | 150,000 | - | - | - | - | 150,000 |
| Forest Hill Avenue: Hathaway Road to East Junction (VDOT) | 4 | 500,000 | - | - | - | - | 500,000 |
| Jahnke Road: Blakemore Road to Forest Hill Ave | 4 | 2,082,000 | 2,152,000 | 3,948,000 | - | - | 8,182,000 |
| Riverside Drive Guardrail | 4 | 300,000 | - | - | - | - | 300,000 |
| Fourth District Total | | 2,882,000 | 2,152,000 | 3,948,000 | - | - | 8,982,000 |
| City Stadium Restoration | 5 | 400,000 | - | - | - | - | 400,000 |
| Replacement of Fire Station 17 | 5 | 500,000 | - | - | - | - | 500,000 |
| Fifth District Total | | 900,000 | - | - | - | - | 900,000 |
| 2nd Street Connector Road | 6 | 385,000 | 106,328 | 106,328 | 106,328 | 106,328 | 810,312 |
| Canal Walk | 6 | 1,793,609 | - | - | - | - | 1,793,609 |
| Cannon Creek Gateway Improvements | 6 | 542,000 | - | - | - | - | 542,000 |
| Coliseum Restoration | 6 | 400,000 | 400,000 | 400,000 | - | - | 1,200,000 |
| East Broad Street Gateway & Slave Burial Passage | 6 | 635,000 | - | - | - | - | 635,000 |
| Eastview Initiative | 6 | 450,000 | - | - | - | - | 450,000 |
| Main Street Station Multi-Modal | 6 | 879,346 | - | - | - | - | 879,346 |
| Public Housing Restoration | 6 | - | 2,500,000 | - | 2,500,000 | - | 5,000,000 |
| RMA Plaza Joint Repair | 6 | 850,000 | - | - | - | - | 850,000 |
| Shockoe Revitalization Plan Implementation | 6 | 2,100,000 | - | - | - | - | 2,100,000 |
| Sixth District Total | | 8,034,955 | 3,006,328 | 506,328 | 2,606,328 | 106,328 | 14,260,267 |
| Armstrong Playground Restoration | 7 | 68,500 | 335,000 | - | - | - | 403,500 |
| Church Hill Youth Development Center | 7 | - | - | - | - | 200,000 | 200,000 |
| Franklin Street Improvements | 7 | 1,250,000 | 1,250,000 | - | - | - | 2,500,000 |

FY 2013 - FY 2017 Capital Improvement Plan: General Fund Uses of Funds by District

| General Fund Project Title | Council District | Proposed FY 2013 | Planned | | | | TOTAL |
|--|---------------------|---------------------|------------------|-----------|------------------|----------------|------------------|
| | | | FY 2014 | FY 2015 | FY 2016 | FY 2017 | |
| Virginia Capital Trail | 7 | 11,200 | - | - | - | - | 11,200 |
| Seventh District Total | | 1,329,700 | 1,585,000 | - | - | 200,000 | 3,114,700 |
| Deepwater Terminal Road - Goodes Street | 8 | - | 250,000 | - | 1,750,000 | - | 2,000,000 |
| Eighth District Total | | - | 250,000 | - | 1,750,000 | - | 2,000,000 |
| German School Road: Glenway to Warwick Road (VDOT Match) | 9 | 30,000 | - | - | - | - | 30,000 |
| Midlothian Turnpike: Belt Blvd to Chippenham Pkw | 9 | 300,000 | - | - | - | - | 300,000 |
| Ninth District Total | | 330,000 | - | - | - | - | 330,000 |
| 2015 Road World Cycling Championship | CW | 1,000,000 | 970,000 | - | - | - | 1,970,000 |
| 800 MHz | CW | - | - | - | 9,500,000 | 12,650,000 | 22,150,000 |
| Bicycle Connector | CW | 130,000 | - | - | - | - | 130,000 |
| Bike Lane Installations | CW | 126,500 | - | - | - | - | 126,500 |
| Bike Lanes (Sharrows) | CW | 250,000 | 100,000 | 100,000 | 100,000 | - | 550,000 |
| Bike Parking Racks | CW | 25,000 | 25,000 | 25,000 | 25,000 | 25,000 | 125,000 |
| Cemetery Improvements | CW | - | - | - | 125,000 | - | 125,000 |
| City Hall Emergency Generator/Electrical Upgrades | CW | 500,000 | 500,000 | - | - | - | 1,000,000 |
| City Hall Major Building Electrical Upgrades | CW | 500,000 | - | - | - | - | 500,000 |
| City Hall Renovation Project | CW | 500,000 | - | - | - | - | 500,000 |
| City Hall Replacement of Boilers & Systems | CW | 200,000 | - | - | - | - | 200,000 |
| City Jail | CW | 300,000 | 300,000 | - | - | - | 600,000 |
| Community Schools/Parks/Libraries | CW | 1,000,000 | 1,000,000 | 1,000,000 | 800,000 | - | 3,800,000 |
| Conserve Energy & Improve Sustainability | CW | - | - | - | 1,000,000 | 1,000,000 | 2,000,000 |
| Corridor/Gateway Blight Abatement | CW | 200,000 | 200,000 | 200,000 | 200,000 | 200,000 | 1,000,000 |
| Council District Project | CW | 2,000,000 | 1,000,000 | 1,000,000 | 1,000,000 | 2,000,000 | 7,000,000 |
| Customer Relationship Management CRM Program | CW | 1,218,039 | 1,305,311 | - | - | - | 2,523,350 |
| Demolition & Blight Abatement | CW | 400,000 | - | - | - | - | 400,000 |

FY 2013 - FY 2017 Capital Improvement Plan: General Fund Uses of Funds by District

| General Fund Project Title | Council District | Proposed FY 2013 | Planned | | | | TOTAL |
|--|---------------------|---------------------|------------|------------|-----------|-----------|------------|
| | | | FY 2014 | FY 2015 | FY 2016 | FY 2017 | |
| Finance ERP System | CW | 1,227,171 | - | - | - | - | 1,227,171 |
| Fire Station Renovations | CW | 500,000 | 500,000 | 500,000 | 500,000 | 500,000 | 2,500,000 |
| Fleet Replacement | CW | 5,000,000 | 5,000,000 | 5,000,000 | 5,000,000 | 5,000,000 | 25,000,000 |
| John Marshall Court Building | CW | 250,000 | 300,000 | - | - | - | 550,000 |
| Juvenile Detention Center | CW | 400,000 | 400,000 | 400,000 | 400,000 | 400,000 | 2,000,000 |
| Landmark Theater | CW | - | 14,000,000 | - | - | - | 14,000,000 |
| Library Retrofit | CW | 1,000,000 | 1,000,000 | 1,200,000 | - | 591,719 | 3,791,719 |
| Major Bridge Improvements | CW | 1,000,000 | 750,000 | 1,000,000 | 750,000 | 1,155,000 | 4,655,000 |
| Major Buildings Renovations | CW | 1,000,000 | 1,000,000 | 2,000,000 | 5,650,000 | 5,725,000 | 15,375,000 |
| Major Parks Renovations | CW | 250,000 | 500,000 | 500,000 | 1,100,000 | 1,150,000 | 3,500,000 |
| Matching Funds For Federal Grants | CW | (127,000) | - | - | 70,000 | 70,000 | 13,000 |
| Neighborhood Parks Renovations | CW | 550,000 | 250,000 | 500,000 | 750,000 | 750,000 | 2,800,000 |
| Neighborhoods in Bloom | CW | 100,000 | 100,000 | 100,000 | 100,000 | 100,000 | 500,000 |
| New City Justice Center | CW | 45,000,000 | 19,500,000 | 7,500,000 | - | - | 72,000,000 |
| Oliver Hill Courts Building | CW | 400,000 | 400,000 | 400,000 | 400,000 | 400,000 | 2,000,000 |
| Parks and Recreation Building Maintenance | CW | 250,000 | 250,000 | 250,000 | 375,000 | 350,000 | 1,475,000 |
| Police Firing Range/Caroline County | CW | 500,000 | 500,000 | - | - | - | 1,000,000 |
| Police Impound/Tow Lot | CW | - | - | - | 786,000 | 2,290,780 | 3,076,780 |
| RAA Buildings and Property Improvements | CW | 50,000 | 250,000 | 300,000 | - | - | 600,000 |
| Replace Parking Equipment | CW | 200,000 | - | 200,000 | - | 200,000 | 600,000 |
| Riverfront Plan Implementation | CW | 962,500 | 4,037,500 | - | - | - | 5,000,000 |
| School CIP Planning & Construction | CW | 20,412,757 | 21,336,361 | 17,274,423 | 5,951,681 | - | 64,975,222 |
| School Maintenance | CW | 500,000 | 500,000 | 500,000 | 500,000 | 500,000 | 2,500,000 |
| Schools ADA Compliance | CW | 1,500,000 | - | 2,700,000 | - | - | 4,200,000 |
| Sidewalk Projects | CW | 750,000 | 650,000 | 600,000 | 850,000 | 800,000 | 3,650,000 |
| Street Lighting/General | CW | | | | | | 1,500,000 |

FY 2013 - FY 2017 Capital Improvement Plan: General Fund Uses of Funds by District

| General Fund Project Title | Council District | Proposed FY 2013 | Planned | | | | TOTAL |
|--|---------------------|---------------------|-------------------|-------------------|-------------------|-------------------|--------------------|
| | | | FY 2014 | FY 2015 | FY 2016 | FY 2017 | |
| | | 300,000 | 300,000 | 300,000 | 300,000 | 300,000 | |
| Streets, Sidewalks & Alley Improvements | CW | 200,000 | 200,000 | 200,000 | 200,000 | 450,000 | 1,250,000 |
| Swimming Pools Projects | CW | 250,000 | 250,000 | 250,000 | 250,000 | 350,000 | 1,350,000 |
| Technology/Vocational School Improvements | CW | (1,100,000) | - | 1,100,000 | - | - | - |
| Traffic Calming | CW | 200,000 | 200,000 | 200,000 | 200,000 | 200,000 | 1,000,000 |
| Traffic Control Installation | CW | 200,000 | 200,000 | 200,000 | 200,000 | 400,000 | 1,200,000 |
| Transportation projects | CW | 5,000,000 | 5,000,000 | 4,000,000 | 3,000,000 | 3,000,000 | 20,000,000 |
| City Wide Total | | 95,074,967 | 82,774,172 | 49,499,423 | 40,082,681 | 40,557,499 | 307,988,742 |
| Capital Improvement Plan Total | | 112,526,622 | 90,202,500 | 55,188,751 | 44,439,009 | 40,863,827 | 343,220,709 |

**FY 2012 - FY 2016 Capital Improvement Plan:
December 31, 2011 Quarterly Report to Council**

| LFGS # | Project Name | Council District | FY Amend | Construction Beginning Date | Construction Completion Date | Life-to-Date Appropriations @12/31/11 | Life-to-Date Expenditures @12/31/11 | FY 2012 Appropriations @12/31/11 | FY 2012 YTD Expenditures /30/11-12/31/11 | COMMENTS |
|---|---|------------------|----------|-----------------------------|------------------------------|---------------------------------------|-------------------------------------|----------------------------------|--|--|
| Capital Improvement Plan: General Fund & Utilities | | | | | | | | | | |
| 2308219 | West End Library Expansion | 1 | 11 | TBD | TBD | 500,000 | 77,751 | - | 872 | New West End Branch Library Project is cancelled - reference LFGS#2308196 - Library Technology Upgrades & Renovations Program in CW below where the existing West End Branch Library is being returned to the technology upgrades/ facility renovations program. |
| 2918191C | Windsor Farms Neighborhood Improvement | 1 | 10 | 4/30/2012 | 6/29/2012 | 520,900 | 521,352 | - | - | Construction complete. |
| 2918491 | Patterson Westbound, Willow Lawn East | 1 | 10 | 4/11/2011 | 5/13/2011 | 150,000 | - | - | - | Pending utility projects. |
| 2918517 | Paving 5900 Kensington Avenue | 1 | 09 | TBD | TBD | - | - | - | - | - |
| 2918518 | 5800 St. Christopher's Lane Steel Plate in Road | 1 | | Spring 2007 | Spring 2007 | - | - | - | - | Completed by Operations. |
| 2918821 | Council District Project - District 1 | 1 | | 2005 | TBD | 368,753 | 363,268 | - | - | All projects complete. |
| 2918838 | Grove Avenue Sidewalk Improvement | 1 | 10 | 8/30/2010 | 11/30/2010 | 191,315 | 153,635 | - | - | Construction complete. |
| 291C010 | Radford Avenue - 4700 Block | 1 | | 10/6/2008 | 1/23/2009 | 51,273 | 52,107 | - | - | Construction complete. |
| 2938155 | 100 Tuckahoe Drop Inlet | 1 | | 6/1/2008 | 9/30/2008 | 21,048 | 21,047 | - | - | Project complete. |
| 2938156 | 500 Tuckahoe Avenue Drainage Improvements | 1 | | 8/11/2011 | 12/10/2011 | 400,000 | 185,851 | - | 109,447 | Construction complete - processing final change order. |
| 2938157 | 5800 St. Christopher's Lane Drainage Improvements | 1 | | N/A | N/A | - | - | - | - | Drainage problem was resolved by homeowners. Funding reallocated. |
| Subtotal: Council District 1 | | | | | | 2,203,289 | 1,375,011 | - | 110,319 | |
| 1308117 | Monroe Park | 2 | | Ongoing | TBD | 1,100,000 | 674,740 | - | 4,795 | Construction documents for various improvements are complete. Additional work regarding sustainability components has been added to the work program. Work is 100% complete on CDs. Working w/DPU to determine phasing of project. The City is also waiting on additional funding from private donations via the newly formed Monroe Park Conservancy to supplement City funds. |
| 1308120 | Carver Community Center | 2 | | TBD | TBD | 100,000 | 80,399 | - | - | Study complete. AKA Old Moore Street School Study. No additional data available. |
| 2108665 | 2nd Street Streetscape (Jackson Ward) | 2 | | Ongoing | Ongoing | 2,293,520 | 2,291,388 | (106,263) | - | - |
| 2308113 | Main Library Renovations | 2 | | 9/1/2008 | Ongoing | 1,065,200 | 938,266 | - | - | Switch Gear Replacement project complete; Elevator Project A/E Design process complete. Preparing IFB for Fire Alarm and Elevator Upgrades; Replacement of HW HX systems 90% complete. |
| 2918188 | Commonwealth Gateway Landscaping Project | 2 | | 6/15/2012 | 9/30/2012 | 610,640 | 542,519 | - | 8,045 | Final design complete. Construction pending. |
| 2308191 | 4th Police Precinct | 2 | 10 | 12/18/2007 | 1/2/2009 | 6,575,000 | 6,558,926 | - | - | Project complete. |
| 2308220 | Moore Street School Stabilization | 2 | 10 | 7/1/2011 | Ongoing | 380,000 | 25,900 | - | - | Roofing completed; windows and doors in progress. |
| 2308928 | Richmond Animal Shelter | 2 | 12 | July 2012 | August 2012 | 2,645,000 | 1,144,999 | 1,500,000 | - | Final 100% design package due by 2/17/12 for permit plan reviews - plan to proceed with construction procurement when reviews complete in approx. 2 weeks. |
| 2908005 | Rosedale Signage | 2 | 09 | 10/28/2009 | 5/30/2010 | 25,000 | 22,971 | - | - | Project is completed. |
| 2918492 | Alley Improvements Between Randolph & Brunswick | 2 | 10 | 7/1/2009 | August 2009 | 25,000 | 24,776 | - | - | Construction complete. |
| 2918493 | Meadow Street and Lombardy Paving | 2 | 10 | 9/15/2010 | 11/30/2010 | 124,000 | 124,000 | - | - | Project completed. |
| 2918494 | Carver Assessment - Sidewalk Improvements | 2 | 10 | 3/5/2012 | 5/31/2012 | 25,000 | 13,779 | - | - | Construction pending. |
| 2918822 | Council District Project - District 2 | 2 | | 2005 | December 2012 | 297,649 | 247,648 | - | - | General Fund portion is complete - DPU's CIP includes a total \$1.5M for this project. DPU began construction of the blocks designed by DGA Consultants in March 2011. Work will continue to complete as many of the 18 blocks on East Grace and Mulberry as funding will allow. Funds are expected to be exhausted in December 2012. |
| 291C021 | Fan Lighting Expansion | 2 | 09 | December 2006 | December 2010 | 369,900 | 369,900 | - | - | General Fund portion is complete - DPU's CIP includes a total \$1.5M for this project. DPU began construction of the blocks designed by DGA Consultants in March 2011. Work will continue over the next 2 years to complete as many of the 18 blocks on East Grace and Mulberry as funding will allow. Completed the Phase III-1 lighting installation on 1100 & 1200 blocks of West Grace Street. Work has begun on the Phase III-2 lighting installation in 2200 & 2300 blocks of West Grace Street. |
| 2938158 | 1700 Oakdale & 1900 Maple Shade Drainage | 2 | | TBD | TBD | - | - | - | - | Funds were withdrawn. Project is in the scoping phase and has been added to the Stormwater Utility active projects list and will be prioritized with other Stormwater projects. |

**FY 2012 - FY 2016 Capital Improvement Plan:
December 31, 2011 Quarterly Report to Council**

| LFGS # | Project Name | Council District | FY Amend | Construction Beginning Date | Construction Completion Date | Life-to-Date Appropriations @12/31/11 | Life-to-Date Expenditures @12/31/11 | FY 2012 Appropriations @12/31/11 | FY 2012 YTD Expenditures /30/11-12/31/11 | COMMENTS |
|-------------------------------------|--|------------------|----------|-----------------------------|------------------------------|---------------------------------------|-------------------------------------|----------------------------------|--|--|
| 5008109 | North Jackson Ward Study Area | 2 | | 5/31/2012 | 1/31/2020 | 1,750,000 | 1,605,109 | - | 27,291 | RRHA has for months now completed the draft NJW Redevelopment Plan that incorporates the land-uses included in the NJW Master Plan. It was slated to be presented to Council 12 months ago; however the O&R request has yet to be approved by the City Administration. RRHA continues to maintain the 30+/- properties acquired to date. |
| Subtotal: Council District 2 | | | | | | 17,385,909 | 14,665,320 | 1,393,737 | 40,131 | |
| 1308905 | Customer Service Zone - Pine Camp | 3 | | April 2011 | July 2011 | 210,575 | 198,439 | - | 4,764 | Roof project complete. |
| 1308910 | Young's Pond Restoration | 3 | | Spring 2009 | May 2010 | 50,000 | 50,000 | - | - | Project is complete. |
| 2918136 | Brookland Park Boulevard Lighting | 3 | 09 | July 2009 | TBD | 168,347 | 168,346 | - | - | Project on-hold pending Economic Development consultant's report on business plan and strategy for streetscape improvements. Additional funding required to move project forward. |
| 2918284 | Chamberlayne Ave. and Claremont Brick Pavers | 3 | 11 | 9/16/2012 | 12/16/2012 | 200,000 | 5,087 | - | 5,087 | Project in progress. |
| 2918316 | MacArthur Avenue Streetscape | 3 | 09 | N/A | N/A | - | - | - | - | Funding reallocated. |
| 2918495 | Gateway Improvements - North Ave. and Laburnum | 3 | 10 | 4/5/2011 | 10/30/2011 | 50,000 | 49,999 | - | 13,858 | Project completed. Did not complete landscaping scope due to lack of funding. |
| 2918496 | Brookland Park Blvd. Brooke to Chamberlayne Paving | 3 | 10 | 9/15/2010 | 11/30/2010 | 96,000 | 96,000 | - | - | Project completed. |
| 2918497 | Seminary Avenue Sidewalk Improvements | 3 | 10 | 3/1/2010 | 6/30/2010 | 563 | 562 | - | - | Project completed by Operations. |
| 2918521 | 3400 Block Cliff Ave. Paving, Curb & Lighting Improvements | 3 | 09 | N/A | N/A | - | - | - | - | Funding reallocated. |
| 2918522 | Washington Park Improvements | 3 | 10 | 8/1/2010 | 10/15/2010 | 204,000 | 204,000 | - | - | Construction completed. |
| 2918523 | Providence Park Improvements | 3 | 10 | 9/15/2010 | 10/15/2010 | 75,000 | 75,000 | - | - | Construction completed. |
| 2918823 | Council District Project - District 3 | 3 | | 2005 | 2010 | 186,074 | 168,607 | - | - | All Projects complete except for Battery Park Improvements (Parks & Rec). |
| 2918839 | Lombardy to Admiral St. - Phase II | 3 | | 6/2/2011 | 1/8/2012 | 1,003,000 | 959,095 | - | 770,146 | Construction is 99% complete. Light pole installations pending. |
| 5008008 | Hermitage Road Historic District Freeman Marker | 3 | 09 | N/A | N/A | - | - | - | - | Funding reallocated. |
| Subtotal: Council District 3 | | | | | | 2,243,559 | 1,975,135 | - | 793,855 | |
| 2308797 | Westover Hills Library Renovation | 4 | | Ongoing | 7/1/2009 | 12,090 | 5,896 | - | - | Project complete. |
| 2308799 | Oliver Hill Crts. & Juv. Det. Ctr. Repair & Main. | CW | 10 | 7/1/2008 | Ongoing | 2,086,741 | 1,347,251 | - | 162,624 | Replaced roof top units; separated lock control system; installing bullet proof windows. |
| 2918498 | Riverside Drive Improvements | 4 | 10 | 9/1/2010 | 10/1/2010 | 78,000 | 78,000 | - | - | Project completed. |
| 2918824 | Council District Project - District 4 | 4 | | 2005 | 1/15/2009 | 372,494 | 340,319 | - | - | All projects complete. |
| 2918949 | Jahnke Road: Blakemore Road to Forest Hill Avenue | 4 | 12 | 9/30/2014 | 12/7/2015 | 5,316,000 | 1,182,392 | (2,300,000) | 41,720 | Design started. Construction date dependent upon level of State/Federal funding for construction phase. |
| 2918950 | Forest Hill Avenue: Hathaway Road to East Junct. | 4 | 12 | 7/1/2014 | 9/1/2015 | 11,481,351 | 1,057,894 | 6,201,105 | 101,334 | Working toward 60% plans and public hearing. |
| 2938760 | Staffordshire Drainage Plan | 4 | | Summer 2011 | Winter 2012 | 491,159 | 441,158 | - | - | General Fund budget was insufficient to complete this project. See project status below under Stormwater Utility projects. |
| Subtotal: Council District 4 | | | | | | 19,837,835 | 4,452,910 | 3,901,105 | 305,678 | |
| 1308109 | Pumphouse in Byrd Park | 5 | | January 2009 | Ongoing | 240,000 | 78,745 | - | 4,900 | Electric feed to building completed. Lighting installed for tours. Consultant study completed to determine feasibility of renovation of the facility for future use. |
| 1308191 | Maymont Park Improvements | 5 | | Ongoing | Ongoing | 740,681 | 740,681 | - | - | |
| 2308798 | Replacement of Fire Station 17 | 5 | 12 | August 2011 | October 2012 | 1,150,000 | 196,891 | 400,000 | 133,747 | Construction underway. Site & utility work ongoing. Foundation system and floor slab complete. |
| 2308798 | Replacement of Fire Station 17 ARRA Funds | 5 | 10/11 | August 2011 | October 2012 | 3,520,109 | 1,203,121 | - | 821,106 | Construction underway. Site & utility work ongoing. Foundation system and floor slab complete. |
| 2918321 | Sunset Street Improvements | 5 | 09 | N/A | N/A | - | - | - | - | Funding reallocated. |
| 2918499 | Semmes Avenue Sidewalk Improvements | 5 | 10 | 4/19/2010 | 6/15/2010 | 16,000 | 16,000 | - | - | Project completed. |
| 2918499 | Semmes Avenue Sidewalk Improvements | 5 | 10 | 4/19/2010 | 6/15/2010 | 28,600 | 26,427 | - | - | Project completed. |
| 2918825 | Council District Project - District 5 | 5 | | 2005 | 2007 | 14,625 | 11,025 | - | - | Projects complete. |
| 2918951 | Oregon Hill Public Improvements | 5 | 10 | July 2009 | 11/30/2010 | 860,408 | 775,452 | - | - | Project completed. |
| 291C011 | Randolph West Lighting | 5 | 10 | December 2008 | April 2010 | 483,240 | 483,240 | - | - | Developer completed installation of solar lights in April 2010. |
| 291C030 | Allen Street Repavement | 5 | | 4/30/2012 | 6/29/2012 | 125,000 | - | - | - | Awaiting utility installation. Pending utility projects. |
| 5008148 | Randolph Redevelopment & Conservation | 5 | 10 | 3/8/2010 | 6/30/2010 | 7,187,462 | 7,187,462 | - | - | Infrastructure improvements complete. |
| 5008906 | Carytown Gateway Improvements | 5 | 11 | 7/1/2011 | 7/1/2012 | 458,212 | 143,703 | 220,000 | 3,740 | Construction to bid in Spring 2012. Award and construction commencement to follow. |
| Subtotal: Council District 5 | | | | | | 14,824,337 | 10,862,747 | 620,000 | 959,753 | |

**FY 2012 - FY 2016 Capital Improvement Plan:
December 31, 2011 Quarterly Report to Council**

| LFGS # | Project Name | Council District | FY Amend | Construction Beginning Date | Construction Completion Date | Life-to-Date Appropriations @12/31/11 | Life-to-Date Expenditures @12/31/11 | FY 2012 Appropriations @12/31/11 | FY 2012 YTD Expenditures /30/11-12/31/11 | COMMENTS |
|---------|--|------------------|----------|-----------------------------|------------------------------|---------------------------------------|-------------------------------------|----------------------------------|--|--|
| 1308118 | Coliseum Fire Suppression Upgrades | 6 | | Ongoing | Ongoing | 780,000 | 448,619 | - | 1,469 | Electric upgrades to access and egress lighting complete. |
| 1308122 | Ann Hardy Park Family Life Center | 6 | 10 | TBD | TBD | 215,928 | 66,640 | - | 29,676 | Development plan for the park completed Oct. 2011. UDC review and approval of building alterations and repairs in Dec. 2011; approved by CPC in Jan. 2012. Plans submitted for building permit. |
| 1308445 | Kanawha Plaza Park/RMA Superstructure Repairs | 6 | 11 | 12/5/2011 | 1/31/2013 | 2,900,000 | 211,891 | - | 47,670 | Project under construction. |
| 2108200 | Jackson Place | 6 | | 9/1/2011 | 6/15/2015 | 9,869,000 | 9,379,671 | - | 29,744 | RRHA is continuing to manage the Jackson Commons development project which consists of the construction of approx. 100 high-quality homes. Construction has been completed on a 41-unit multi-family building in Phase III and concept plans are being developed for the 54-unit building. RRHA continues to pursue development opportunities for the approx. 5 acre mixed-use site just west of 3rd Street. |
| 2108125 | Greater Richmond Center Area Improvements | 6 | | Ongoing | Ongoing | 1,121,526 | 834,215 | - | 7,983 | Various minor projects ongoing. |
| 2108208 | Riverfront Development Area | 6 | | Ongoing | Ongoing | 9,318,801 | 9,304,244 | - | 26 | |
| 2108612 | Main Street Station Multi Modal Center | 6 | | Ongoing | Ongoing | 58,598,775 | 38,818,438 | 1,396,831 | 271,505 | Construction to be bid in mid-2012. |
| 2308234 | Eastview Initiative | 6 | 12 | | | 750,000 | 14,588 | 750,000 | 14,588 | Completing the chiller replacement. Project on hold. |
| 2308930 | Hydroplant (Riverside on the James) | 6 | 11 | 4/30/2009 | 6/30/2009 | 3,844,804 | 3,844,804 | - | - | Project complete. |
| 230NEW | North Highland Park Youth Development and GRIP Resource Cent | 6 | 09 | N/A | N/A | - | - | - | - | Funding reallocated. |
| 2908131 | Shockoe Bottom Operations Improvements | 6 | 11 | 9/24/2012 | 12/31/2012 | 700,000 | 163,088 | - | 33,064 | Construction pending. |
| 2908134 | Hull St Signal System | 6 | | 1/15/2010 | 1/31/2011 | 607,420 | 505,144 | - | 2,206 | Project completed. |
| 2908154 | MeadWestvaco Area Transportation Improvements | 6 | | 3/30/2010 | 6/10/2010 | 450,000 | 183,773 | - | - | Project completed. |
| 2908909 | Duval Street Circulation | 6 | | Ongoing | Ongoing | 250,000 | 70,030 | - | - | Project under construction. |
| 2918099 | Green Streets Project | 6 | 10 | TBD | TBD | 162,761 | - | - | - | Project scoping in progress. |
| 2918139 | Browns Island Enhancement | 6 | | 10/19/2009 | 4/30/2010 | 837,750 | 830,638 | - | 36 | Project is complete. |
| 2918180 | Belle Isle Trail System | 6 | | 8/2/2010 | 2/28/2011 | 287,500 | 209,389 | - | 2,966 | Project completed. |
| 2918189 | Hull Street Passenger Station | 6 | | 9/15/2009 | 3/15/2012 | 656,000 | 656,156 | - | 24,976 | Original project completed. VDOT approved \$135,000 in FY 2012. |
| 2918330 | Old Manchester/Hull St. Gateway Planning & Design | 6 | 09 | N/A | N/A | - | - | - | - | Funding reallocated. |
| 2918365 | E. Broad Gateway - Slave Burial Ground | 6 | 12 | 6/30/2012 | 12/30/2013 | 1,359,200 | 109,200 | 1,359,200 | 109,200 | Scoping for project in progress. |
| 2918500 | 4th Avenue Lighting | 6 | 10 | 8/1/2010 | 12/31/2010 | 200,000 | 155,619 | - | - | Current Phase of the project complete. Evaluating whether or not there are sufficient funds to complete additional blocks with current appropriations. |
| 2918501 | Dill Avenue Improvements | 6 | 10 | 11/15/2010 | 12/15/2010 | 80,000 | 80,000 | - | - | Project completed. |
| 2918505 | Cannon Creek Improvements | 6 | 12 | 6/27/2011 | 2/23/2012 | 1,150,000 | 261,121 | 1,000,000 | 114,696 | Phase I Construction is complete. Phase II design is underway. |
| 2918513 | Cathedral Walk | 6 | | 3/1/2012 | 4/15/2012 | 125,000 | 34,007 | - | 4,968 | NTP pending. Currently coordinating with related project. |
| 2918520 | Brick Sidewalk on Main - Visual Arts Center | 6 | 09 | 12/14/2009 | 1/20/2010 | 125,000 | 68,324 | - | - | Construction complete. |
| 2918524 | Gunn Street Repaving and Improvements | 6 | 09 | N/A | N/A | - | - | - | - | Funding reallocated. |
| 2918525 | Hull Street Blight Control - Improvements | 6 | | N/A | N/A | - | - | - | - | Funding reallocated. |
| 2918526 | Richmond-Henrico Turnpike Improvements | 6 | | 9/9/2010 | 12/21/2010 | 45,000 | 42,240 | - | 2,417 | Study completed. |
| 2918528 | Blackwell Community Project | 6 | 09 | 6/1/2011 | 10/1/2011 | 100,000 | - | - | - | Paving locations to be determined working with stakeholders. |
| 2918529 | Highland Park Six Points Pedestrian Lighting | 6 | | January 2009 | December 2009 | - | - | - | - | Project completed using Utilities Funding. |
| 2918532 | Bellemeade Gateway Sign Project | 6 | 09 | 2/26/2009 | 3/13/2009 | 22,130 | 22,129 | - | - | Project completed. |
| 2918826 | Council District Project - District 6 | 6 | | 2005 | 1/15/2009 | 260,595 | 244,485 | - | - | All projects complete, including Highland Park Roundabout. |
| 2918944 | Broad Street Bus Lanes - STP Funded | 6 | | 8/27/2010 | 6/30/2012 | 1,220,000 | 846,959 | - | 75 | Phase I complete. Phase II - construction pending. |
| 2918960 | Biotech Research Park | 6 | 11 | 2/23/2011 | 5/1/2012 | 4,399,000 | 2,064,874 | - | 851,491 | Construction is underway. |
| 291C012 | Bellemeade Area Sidewalks | 6 | 09 | 9/20/2010 | 3/15/2011 | 249,957 | 148,683 | - | - | Minefee Street 1300 block sidewalk improvements - Project complete. |
| 291C025 | Highland Park Roundabout | 6 | 10 | 7/28/2008 | 2/27/2009 | 585,000 | 507,209 | - | - | Construction completed - funds reallocated. |
| 291C026 | Martin Agency - Shockoe Slip Subsurface | 6 | 10 | 11/15/2008 | 4/21/2009 | 1,422,859 | 1,311,897 | - | - | Construction & street light Installation complete - funds reallocated. |
| 2958101 | Major Bridge Painting - Manchester - Urban | 6 | | 5/18/2011 | 3/19/2013 | 8,900,000 | 340,303 | - | 272,503 | Phase I-Inspection complete. Phase II- Plan Development in progress. |
| 2958835 | Mayo Bridge Conceptual Study - Urban | 6 | 11 | 7/19/2010 | 12/30/2012 | 1,801,000 | 937,159 | - | 109,761 | Phase I complete. Phase II complete. Phase III in progress. |
| 5008106 | Matthew Heights Planning and Redevelopment | 6 | | 9/5/2009 | 9/30/2010 | 50,000 | 33,100 | - | - | Project completed. |

**FY 2012 - FY 2016 Capital Improvement Plan:
December 31, 2011 Quarterly Report to Council**

| LFGS # | Project Name | Council District | FY Amend | Construction Beginning Date | Construction Completion Date | Life-to-Date Appropriations @12/31/11 | Life-to-Date Expenditures @12/31/11 | FY 2012 Appropriations @12/31/11 | FY 2012 YTD Expenditures /30/11-12/31/11 | COMMENTS |
|-------------------------------------|--|------------------|----------|-----------------------------|------------------------------|---------------------------------------|-------------------------------------|----------------------------------|--|--|
| 5008108 | Dove Street Redevelopment Plan | 6 | 11 | 8/1/2011 | 10/1/2014 | 1,500,000 | 1,105,453 | - | 61,111 | RRHA's developer has obtained an allocation of tax credits to finance development of the 80 rental units in Phase 1. Architectural and construction plans are nearing completion and a tax credit investor, property manager, and general contractor have all been selected. HUD mixed-finance panel approval received and staff is working to prepare the evidentiary docs. Pre-bid meeting held in November. |
| 5008116 | Highland Park CARE | 6 | | July 2008 | December 2009 | 205,000 | 205,000 | - | - | Funds were transferred to EDA. |
| 5008118 | Slave Trail | 6 | 12 | January 2011 | Ongoing | 1,610,000 | 1,348,800 | 100,000 | 70,069 | Advancement of Heritage Plan continues with LORD Cultural Resources, Museum Consultant & Burial Ground Historical Assessment, etc. |
| 5008125 | Southern Barton Heights Redevelopment | 6 | | 4/15/2008 | 6/1/2009 | 1,025,000 | 1,024,999 | - | - | Infrastructure completed in 6/2009. |
| 5008177 | Corridor/Gateway Blight Abatement | CW | 12 | TBD | TBD | 400,000 | - | 200,000 | - | Two blighted properties are under consideration for acquisition. |
| 5008178 | Hull Street Redevelopment & Conservation | 6 | 9 | TBD | TBD | 200,000 | - | - | - | Scope being determined. |
| 5008910 | North Avenue CARE | 6 | | July 2008 | July 2009 | 100,000 | 100,000 | - | - | Funds were transferred to EDA. |
| Subtotal: Council District 6 | | | | | | 118,485,006 | 76,532,889 | 4,806,031 | 2,062,200 | |
| 1308906 | Church Youth Development Center | 7 | 12 | TBD | TBD | 576,357 | 226,356 | 150,000 | - | Scope still unknown. |
| 130C301 | Jefferson & Taylor Park Hillside | 7 | | 5/16/2011 | 4/29/2012 | 730,000 | 444,204 | - | 225,621 | Taylor Park project -complete. Jefferson Hill construction complete. |
| 2308300 | East End Library | 7 | 11 | TBD | TBD | 300,000 | - | - | - | Funding for planning, initial design work &/or land acquisition. |
| 2918135 | 25th Street Gateway Improvements | 7 | | 3/12/2009 | 6/9/2009 | 1,094,000 | 1,019,444 | - | 48 | Ornamental Lights Between Clay & Broad construction is completed. |
| 2918194 | Tobacco Row Development | 7 | | Ongoing | Ongoing | 3,169,000 | 3,124,092 | - | - | Power Plant at Lucky Strike in construction. |
| 2918502 | Q Street Sidewalk Improvements | 7 | 10 | 11/15/2009 | 12/15/2009 | 56,000 | 30,004 | - | - | Construction completed on 12/15/2009. |
| 2918827 | Council District Project - District 7 | 7 | | 2005 | 2007 | 150,000 | 144,642 | - | - | All projects complete. |
| 291C013 | Virginia Capital Trail | 7 | 11 | 7/20/2009 | 6/30/2014 | 2,633,000 | 1,803,578 | - | 1,424 | Phase I complete. Phase III is in the scoping process. Phase II will be |
| 291C016 | Libbie Hill Park Slope Repairs | 7 | | 5/16/2011 | 10/15/2011 | 800,000 | 431,574 | - | - | Phase II construction is complete. |
| 291C017 | Chimborazo Park Hill Slope Stabilization | 7 | | N/A | N/A | 10,544 | 10,543 | - | - | Funding reallocated. |
| 291C023 | Ornamental Lights 25th & M Street | 7 | | 3/15/2009 | 5/30/2009 | 472,492 | 418,491 | - | - | Project complete. |
| 291C031 | Percent for the Arts | 7 | | FY 2010 | FY 2010 | 9,000 | 9,000 | - | - | Artwork installed at Virginia Capital Trail and project is closed out. |
| 2938161 | South Kinsley Avenue Drainage Improvements | 7 | 09 | Fall 2011 | Winter 2012 | 125,000 | 122,236 | - | - | Phase 1 RFQ process is complete. Awaiting IFB advertisement. Anticipate a construction start of late summer. Project is being funded using Stormwater Utility Funds (see below). |
| 2948751 | Route 5 Relocation - Urban | 7 | | TBD | TBD | 12,092,833 | 290,426 | - | - | Project scope to be determined pending development project. |
| 5008001 | Intermediate Terminal Riverfront Public Access | 7 | 12 | 1/2/2012 | 6/30/2012 | 1,100,000 | - | 750,000 | - | Scope being determined. |
| 5008122 | 25th Street Development | 7 | | 2/15/2013 | 2/15/2018 | 2,415,000 | 2,338,850 | - | 4,136 | The ongoing redevelopment efforts are associated with the creation of a viable commercial and residential corridor along 25th Street and Nine Mile Road. As an integral part of the revitalization of the 25th Street and Nine Mile Road project area, activities continue for the design and development of the model block. |
| Subtotal: Council District 7 | | | | | | 25,733,226 | 10,413,440 | 900,000 | 231,229 | |
| 1308119 | Hickory Hill Roof Improvements | 8 | | Complete | 8/30/2009 | 215,724 | 215,434 | - | - | Completed. |
| 2918503 | Dinwiddie Avenue Area Improvements | 8 | 10 | 9/1/2009 | 10/31/2009 | 50,000 | 50,000 | - | - | Construction complete. |
| 2918504 | Newkirk Drive Sidewalk Improvements | 8 | 10 | On hold | On hold | 13,772 | - | - | - | Insufficient funding. |
| 2918527 | Haden Avenue and Ritter Street Improvements | 8 | 09 | 6/1/2011 | 10/28/2011 | 575,000 | 427,641 | - | 269,927 | Construction complete. Processing final payment. |
| 2918752 | Jefferson Davis Hwy (US 1-301): Chesterman Ave. | 8 | | TBD | TBD | 773,000 | 304,838 | - | 37,913 | Pending construction funding - on hold. |
| 2918828 | Council District Project - District 8 | 8 | | 2005 | 11/25/2008 | 341,376 | 341,375 | - | - | All projects complete. |
| 291C009 | Broad Rock Road (Rt. 10) Sidewalk | 8 | | 2/1/2010 | 5/14/2010 | 224,759 | 224,759 | - | - | Construction completed. |
| 2928755 | Midlothian Turn/Belt Blvd Bridge Interchange Imp | 8 | | 5/13/2012 | 5/13/2013 | 300,000 | 9,071 | - | 1,839 | Feasibility study only; scope being developed for study. |
| 2938115 | Hope VI Regional Storm Water Management Basin | 8 | | TBD | TBD | 37,612 | 37,611 | - | - | Project dependent upon Jefferson Davis Highway VDOT Construction funding. |
| 2938159 | Glennan Drive Drainage Improvements | 8 | 09 | 1/15/2011 | 3/15/2011 | 350,000 | 206,833 | - | - | Project completed March 2011. |
| 2938160 | Cherry Gardens Drainage Improvements | 8 | 09 | April 2011 | June 2011 | - | - | - | - | General Fund budget was insufficient to complete this project and the funds were withdrawn in FY 2009. Project is being programmed using Stormwater Utility Funds (see below). |
| 293C106 | Davee Gardens Drainage | 8 | | Fall 2011 | Winter 2012 | 1,720 | 1,719 | - | - | General Fund budget was insufficient to complete this project and the funds were withdrawn in FY 2008. Project is being programmed using Stormwater Utility Funds (see below). |
| 2948181 | Commerce Rd.: Bellemeade to 450 ft - Urban | 8 | | 7/1/2014 | 12/1/2015 | 5,908,000 | 51,665 | - | 5,770 | Scoping/Stakeholder Meeting held 1/11/2012. |

**FY 2012 - FY 2016 Capital Improvement Plan:
December 31, 2011 Quarterly Report to Council**

| LFGS # | Project Name | Council District | FY Amend | Construction Beginning Date | Construction Completion Date | Life-to-Date Appropriations @12/31/11 | Life-to-Date Expenditures @12/31/11 | FY 2012 Appropriations @12/31/11 | FY 2012 YTD Expenditures /30/11-12/31/11 | COMMENTS |
|-------------------------------------|--|------------------|----------|-----------------------------|------------------------------|---------------------------------------|-------------------------------------|----------------------------------|--|--|
| 2948835 | Deepwater Terminal Road - Urban | 8 | 11 | 5/14/2012 | 5/31/2013 | 2,116,000 | 357,383 | - | 10,158 | March 2012 construction advertisement pending. |
| 5008101 | Blackwell HOPE VI Conservation & Redevelopment Program | 8 | 11 | 7/1/2007 | 12/31/2014 | 6,050,892 | 5,918,686 | - | 69,428 | Construction is in progress on all 3 phases in Blackwell. In June 2011 HUD approved an amendment to the Revitalization Plan which will allow RRHA to expedite the completion of the project. |
| Subtotal: Council District 8 | | | | | | 16,957,855 | 8,147,015 | - | 395,035 | |
| 2918182 | Midlothian Turnpike: Belt Blvd to Chippenham Pkw. | 9 | 12 | 9/30/2010 | 9/31/12 | 1,634,281 | 391,823 | 954,281 | 20,143 | Under construction. |
| 2918183 | German School Road: Glenway to Warwick Road | 9 | 12 | 11/30/2010 | 8/15/2012 | 454,000 | 179,397 | 94,000 | 18,797 | VDOT awarded project - under construction. |
| 2918530 | Glendale Subdivision Streetlights | 9 | 09 | September 2009 | January 2010 | - | - | - | - | Project complete using Utilities Funding. |
| 2918829 | Council District Project - District 9 | 9 | | 2005 | TBD | 205,252 | 153,887 | - | - | Drainage project remaining. |
| 2938049 | Deter/Republic Replace Drainage Flow Pipes | 9 | 09 | N/A | N/A | - | - | - | - | General Fund budget was insufficient to complete this project and the funds were withdrawn in FY 2008. Project is being programmed using Stormwater Utility Funds (see below). |
| 2948185 | Hull St.: Dixon Dr. to Elkhardt - Urban | 9 | 12 | TBD | TBD | 4,739,752 | 9,241 | (764,281) | 4,029 | RFP design services. |
| Subtotal: Council District 9 | | | | | | 7,033,285 | 734,348 | 284,000 | 42,969 | |
| 0293101 | Replace Parking Equipment | CW | 12 | 7/1/2011 | 6/20/2012 | 350,000 | - | 350,000 | - | Bid complete. Awaiting the award of a new vendor for the City's parking services contract. Funding for new parking equipment at 5th & Marshall and 7th & Marshall parking facilities. Start date: July 1, 2011. End Date: June 20, 2012. |
| 0293102 | Fleet Replacement Program | CW | 12 | 7/1/2011 | 6/20/2012 | 5,400,000 | 1,162,747 | 5,400,000 | 1,162,747 | This project allows for the purchase of replacement vehicles and equipment used to provide services throughout the City. Currently, Fleet has placed orders for new vehicles and equipment totaling over \$3.9 million dollars. Start date: July 1, 2011. |
| 1308115 | Parks and Recreation Building Maintenance | CW | | Ongoing | Ongoing | 4,284,801 | 3,988,945 | 250,000 | 212,493 | Various projects underway or completed. Installation of new maple gym floor and replacement of roof at Powhatan Community Center scheduled for Spring 2012. |
| 1308131 | Percent for the Arts | CW | | 7/1/1994 | Ongoing | 606,470 | 411,916 | - | 2,255 | Manchester public art project being re-evaluated. Initial scoping for Fire Station 17 public art project underway. |
| 1308180C | Swimming Pools Projects | CW | | Ongoing | Ongoing | 4,867,300 | 3,962,018 | 250,000 | 407 | Construction document 100% complete for Battery Park and Fairmont pools. Fairmont Pool bid recommended for award; construction scheduled to begin early Spring 2012. |
| 1308186C | Cemetery Improvements | CW | | Ongoing | Ongoing | 3,461,764 | 3,330,795 | - | 51,197 | Oakwood Cemetery Comfort Station roof replacement 90% complete. |
| 1308187 | Replace Lighting at Rec Areas | CW | | Ongoing | Ongoing | 2,103,085 | 2,104,408 | - | 553 | Various projects underway or completed. |
| 1308189 | Misc. Neighborhood Parks | CW | | Ongoing | Ongoing | 7,013,088 | 7,025,411 | - | 16,231 | Old funding category; replaced by CFP 1308907. |
| 1308800 | Major Parks Improvements | CW | | Ongoing | Ongoing | 5,663,097 | 5,481,419 | - | 13,745 | Old funding category; replaced by CFP 1308908. |
| 1308903 | Park Road Improvements | CW | | Ongoing | Ongoing | 300,000 | 271,214 | - | - | Various projects underway or completed. |
| 1308907 | Neighborhood Park Renovations | CW | | November 2007 | Ongoing | 5,067,740 | 2,920,765 | 435,000 | 334,174 | Drainage project for Dogwood Dell underway and major ballfield renovations at several sites underway. This project involves fencing and backstop replacement as well as turf and infield maintenance and improvements. New playgrounds installed at Holly Street, Whitcomb Court and Randolph. |
| 1308908 | Major Park Renovations | CW | | May 2007 | Ongoing | 4,138,366 | 3,383,527 | 250,000 | 59,719 | Multiple projects completed and underway; Conversion of shelter at Bryan Park to Nature Center underway. |
| 130C300 | James River Park System | CW | | July 2006 | Ongoing | 237,000 | 229,972 | - | - | Various projects underway. |
| 2108130 | James River Detailed Design Plan | CW | | TBD | TBD | 500,000 | 241,468 | - | 241,468 | Planned presentation of study to City Planning Commission in February 2012. |
| 210NEW | Open Space Acquisition | CW | | TBD | TBD | - | - | - | - | Future years appropriation. |
| 2108131 | Traffic Direction Conversions | CW | | TBD | TBD | 600,000 | 6,391 | - | - | RFP for consultant services has been drafted. Finalizing scope of work. |
| 2308103 | Richmond Coliseum Renovations | CW | | July 2010 | Ongoing | 4,036,882 | 3,408,267 | 425,000 | 493,710 | Generator project 95% complete; seating and flooring project complete. Other projects ongoing. |
| 2308104 | John Marshall Court Building Renovations | CW | | 8/1/2008 | Ongoing | 4,290,000 | 2,761,267 | 250,000 | 13,563 | Boiler & generator project and design of fire alarm system bidding. |
| 2308105 | Community Schools/Parks/Libraries | CW | | September 2011 | June 2014 | 1,100,000 | - | 900,000 | - | Currently planned projects are supporting the Bellemeade Community Center work as part of the Oak Grove Elementary School Project and proposed pre-K, multiple health clinic facilities and community facilities for the M. L. King Middle School Project. |

**FY 2012 - FY 2016 Capital Improvement Plan:
December 31, 2011 Quarterly Report to Council**

| LFGS # | Project Name | Council District | FY Amend | Construction Beginning Date | Construction Completion Date | Life-to-Date Appropriations @12/31/11 | Life-to-Date Expenditures @12/31/11 | FY 2012 Appropriations @12/31/11 | FY 2012 YTD Expenditures /30/11-12/31/11 | COMMENTS |
|----------|--|------------------|----------|-----------------------------|------------------------------|---------------------------------------|-------------------------------------|----------------------------------|--|--|
| 2308117 | CDA Parking Facilities | CW | | 11/30/2010 | 11/30/2010 | 69,896,246 | 69,896,245 | - | - | On 11/30/2010, the City issued General Obligation Bonds and transferred \$69,896,245 to the CDA to acquire the five CDA Parking Facilities and to pay off all outstanding CDA bond debt. Title to the CDA parking assets have been transferred to the City. The remaining CIP budgeted authority for this project was unused and reduced by Ordinance. |
| 2308125 | City Hall Sprinkler System | CW | | 7/1/2009 | Ongoing | 1,850,000 | 567,868 | - | - | Bid. |
| 2308130 | City Hall Major Building Electrical Upgrades | CW | | 7/1/2009 | Ongoing | 3,560,000 | 1,259,478 | - | 305,975 | Bid. |
| 2308135 | Library Renovations | CW | | Ongoing | Ongoing | 4,591,500 | 3,188,870 | 500,000 | 621,239 | Several projects underway. |
| 2308140 | City Hall Emergency Generator Replacement | CW | | 11/1/2008 | 12/31/2012 | 155,000 | 155,000 | 500,000 | - | Phase 2 design of egress light underway. |
| 2308145 | City Hall Exterior Renovations | CW | | 8/1/2008 | 12/1/2012 | 115,000 | 11,109 | - | - | Project under construction and 80% complete. |
| 2308150 | City Hall Fall Protection System | CW | | 3/1/2009 | 6/1/2011 | 550,000 | 375,592 | - | 26,407 | Complete. |
| 2308153 | Technology/Vocational School Improvements | CW | | TBD | TBD | 1,100,000 | - | - | - | Project scope needs to be determined. |
| 2308154 | City Hall HVAC Valve Replacement | CW | | 7/1/2008 | Ongoing | 2,210,000 | 1,353,894 | - | 548,597 | AHU 4 construction complete; working on next phase of project (valves and steam traps). |
| 2308155 | Lehigh Acquisition | CW | | TBD | TBD | 2,200,000 | 65,000 | - | - | Pending negotiations. |
| 2308156C | Major Building Renovations | CW | | 7/1/2008 | Ongoing | 40,973,967 | 35,854,064 | 2,000,000 | 1,727,514 | Several projects under construction. |
| 2308157C | City Jail Maintenance | CW | | 7/1/2008 | Ongoing | 13,304,219 | 12,894,830 | 250,000 | 397,839 | Several projects underway to replace pumps and repair steam piping throughout building. Air conditioning projects complete. |
| 2308167 | Landmark Theater Renovations | CW | | Ongoing | Ongoing | 8,779,601 | 8,779,600 | - | - | |
| 2308196 | Library Technology Upgrades & Renovations Program | CW | | May 2010 | December 2014 | 6,745,680 | 5,465,491 | 1,000,000 | 631,379 | North Ave. Branch Library, Main Library Auditorium Area, Westover Hills Branch Library, Belmont Ave. Branch Library. & Hull St. Branch Library projects are complete. Broad Rock Branch Library construction underway as of Notice To Proceed on 1/24/12. West End Branch Library project being returned to program and need to resolve funding requirements. Remaining program projects are in final design phases. Construction dates are current projections for overall program per extended funding and essentially one project per year. |
| 2308198 | School CIP Planning & Construction | CW | | September 2011 | October 2015 | 101,572,205 | 16,170,965 | 34,081,869 | 4,066,179 | Multi-project program with four Phase I projects: Broad Rock ES, Oak Grove ES, M.L. King MS & Huguenot HS. Primary construction underway as of 9/27 on BRES & OGES Projects with 12/2012 completions. Construction management at risk contract procurements underway for prime construction delivery on MLKMS & HHS projects. Construction dates are currently projected overall program dates for all four projects. |
| 2308199 | City Hall Building HVAC Upgrades | CW | | 1/1/2009 | 12/1/2011 | 644,500 | 624,608 | - | - | Project under construction. |
| 2308221 | New Justice Center | CW | | November 2011 | May 2014 | 61,600,000 | 3,768,534 | 29,000,000 | 2,957,734 | PPEA procurement process complete and design process underway. Foundations package in final preparation for first phase of actual construction. |
| 2308222 | Finance ERP System | CW | | 7/1/2009 | 4/30/2014 | 3,854,786 | 1,673,470 | 1,854,786 | 936,829 | Phase 1a near completion. |
| 2308224 | City Hall Fire Alarm System | CW | | 3/1/2009 | 12/1/2012 | 3,000,000 | 77,074 | - | 77,074 | Bid. |
| 2308223 | City Hall Replacement of Boilers and Related Systems | CW | | 3/31/2009 | 9/1/2011 | 896,000 | 32,525 | 200,000 | - | Project complete for this phase. |
| 2308302 | 800 Mhz Radio System Update & Equip. Replacement | CW | 12 | Ongoing | Ongoing | 500,000 | - | 500,000 | - | Scope being determined. |
| 2308303 | Police Firing Range Caroline County | CW | 12 | 7/1/2011 | 12/1/2012 | 500,000 | - | 500,000 | - | Project underway. Environmental assessment. |
| 2308501 | City Hall Renovations | CW | | 7/1/2008 | Ongoing | 26,940,000 | 26,843,304 | - | - | Renovation projects under construction. |
| 2308792 | City Hall Elevator Systems | CW | | May 2011 | December 2012 | 4,800,000 | 1,200,000 | - | - | Bid. |
| 2308794 | ADA Improvements | CW | | 1/1/2009 | 12/1/2012 | 350,000 | 273,499 | - | - | Funding for Elevators ADA Main Library - currently open for bids. |
| 2308795 | Carpenter Center | CW | | 12/20/2004 | 9/9/2009 | 25,000,000 | 25,000,000 | - | - | City project funding of \$25M for the Carpenter Center portion of the project has been completed/disbursed. |
| 2308800 | City Hall Major Electrical Renovations | CW | | 3/1/2009 | 12/1/2012 | 1,385,000 | 1,382,079 | - | - | Several projects under construction. |
| 2308927 | New Courts Facility | CW | | 6/23/2008 | January 2012 | 26,504,000 | 26,399,096 | - | 58,273 | Project complete. |
| 2308929 | Fire Station Renovations | CW | | Ongoing | Ongoing | 3,700,000 | 1,980,408 | 500,000 | 17,491 | Engineer selected for remodeling of 2 stations; starting design. |
| 2308931 | Juvenile Detention Center | CW | | 7/1/2008 | Ongoing | 1,040,003 | 800,411 | 100,000 | 66,220 | Several projects under construction. Replaced roof top units; intercom and additional cameras under contract. ECD March 5, 2012. |
| 2308933 | City Hall Interior Renovations | CW | | Ongoing | Ongoing | 631,000 | 379,684 | - | 5,960 | Several projects under construction. |
| 2308935 | Landmark Theater Renovations | CW | | 1/5/2009 | 4/30/2010 | 3,850,000 | 3,817,494 | - | 5,828 | Phase I Loading Dock and Phase IIA&B Performance & Performer Infrastructure Projects complete. Fire protection service water line upgrade complete. |
| 2908020 | Bicycle and Pedestrian Enhancements | CW | | 1/2/2011 | 1/2/2013 | 30,000 | 29,519 | - | - | City-standard bike rack approved. |

**FY 2012 - FY 2016 Capital Improvement Plan:
December 31, 2011 Quarterly Report to Council**

| LFGS # | Project Name | Council District | FY Amend | Construction Beginning Date | Construction Completion Date | Life-to-Date Appropriations @12/31/11 | Life-to-Date Expenditures @12/31/11 | FY 2012 Appropriations @12/31/11 | FY 2012 YTD Expenditures /30/11-12/31/1 | COMMENTS |
|----------|---|------------------|----------|-----------------------------|------------------------------|---------------------------------------|-------------------------------------|----------------------------------|---|--|
| 2908122C | Misc Traffic Control Installations | CW | | Ongoing | Ongoing | 6,378,858 | 6,124,515 | 200,000 | 12,826 | Design drawing for Belt Blvd & Southside Plaza intersection signal upgrade is 100% complete. Projected construction start date is April 2012. Projected construction start date for 25th St and Leigh St intersection upgrade is Feb 2012. Installation of school flashers at Patrick Henry Charter School (Semmes Ave. and Forest Hill Ave.) will be completed in November 2011. |
| 2908123 | Street Name Sign Program | CW | | Ongoing | Ongoing | 668,976 | 622,270 | - | - | |
| 2908130 | TEA-21 Safety Improvements | CW | | 3/15/2008 | Ongoing | 21,931,751 | 10,635,298 | 2,873,209 | 1,891,824 | Projects completed: Broad St (Roseneath Rd, Thompson Rd, Allison St); Franklin St (Adams St); Forest Hill Ave at Powhite Parkway Ramp; Brookland Park Blvd Traffic Project; Forest Hill (Cherokee-Kenmore) Lights Project. Projects partially completed: Jefferson Davis Hwy (Bells & Castlewood Rds) ~95% complete; Franklin St (Foushee St) ~95% complete; Broad Rock Blvd at Belt Blvd and Bells Rd at Commerce Rd Pre-Emption Projects ~50% complete. Projects underway: Jefferson Davis Highway at Walmsley Blvd; Grace St at Foushee St; Forest Hill Ave (Westover Hills Blvd-Jahnke Rd); Forest Hill Ave at Chippenham WJCT; Grace St (Lombardy Ave-Belvidere St); 17th, 18th, Main and Cary St. Curb Extension Project construction started in January 2012. Future projects: Laburnum and Brook project will start construction in March 2012; Pedestrian countdown indicators in downtown project will start construction in June 2012; Sharrow Projects (East /West Corridor, US National Bike Route 1, and North/South Corridor) will start construction in March, 2012. |
| 2908135 | Safety Improvement Contingency | CW | | Ongoing | Ongoing | 454,406 | 226,582 | - | 8,767 | Several projects. |
| 2908136 | Parking Meter Enhancement Program | CW | | Ongoing | Ongoing | 75,000 | 74,997 | - | - | |
| 2908137 | Richmond Signal System Improvements (RSTP) | CW | | 10/31/2009 | 12/31/2013 | 4,888,000 | 786,423 | 415,247 | 115,359 | Contract was awarded and Notice To Proceed issued. |
| 2908138 | Richmond Signal System Improvements (CMAQ) | CW | | Ongoing | Ongoing | 4,614,000 | 1,522,940 | 455,000 | - | Design of Phase II is underway. |
| 2908152 | Overhead Traffic Sign Structure Enhancements | CW | | Ongoing | Ongoing | 75,000 | 74,518 | - | - | Construction was completed. |
| 2908153 | Citywide Sign Replacement Program | CW | | Ongoing | Ongoing | 175,000 | 56,064 | - | - | Construction is underway. |
| 2908222 | Bike Lanes "Sharrows" | CW | 12 | 11/16/2011 | 2/29/2012 | 800,000 | 47,823 | 800,000 | 47,823 | Construction is underway. |
| 2908232 | ITS Signal System | CW | 12 | July 2013 | June 2016 | 10,000,000 | - | 10,000,000 | - | O&R to amend 2012 for the amount of \$10,000,000 has been approved. |
| 2908910 | Citywide Traffic Calming | CW | | Ongoing | Ongoing | 2,800,000 | 1,748,106 | 200,000 | 313,690 | Washington Park Neighborhood Phase II (Cheatwood Ave, Corbin Ave, Lincoln Ave, Moss Side Ave and North Ave) construction completed . Residential Traffic Circles (2011 Riverside Dr and New Kent/Bruton Rd, 32nd St and McDonough Ave, Park Ave and Shenandoah Ave) construction completed. Traffic Circles (Chimborazo Blvd and Clay St, Chimborazo Blvd and M St) construction ongoing. Lower Fan Neighborhood (Park Ave and Harvie St) construction ongoing. Traffic Circle at Dunston Ave and 47th St will start construction by March 2012. Traffic Calming Improvements in the 3rd District (North Ave, Henrico Blvd, Garland Ave, Cliff Ave, Hazelhurst Ave, Seminary Ave, Old Brook Rd, Griffin Ave) and 4th District (49th St, Clarence St, Southampton Rd) projects under design. Speed Cushions 2012 (various locations) project under design. Glenburnie Neighborhood (Kinsbury Rd and Wilton Rd, Bewdly Rd and Tuckahoe Blvd) project under design. Other various projects under design throughout City. Estimate construction date for 2012-2013. |
| 2918122C | Matching Funds For Federal Grants | CW | | Ongoing | Ongoing | 1,001,000 | 169,185 | - | 14,354 | |
| 2918128C | Streets, Sidewalks, Alley Extensions and Improvements | CW | | Ongoing | Ongoing | 20,379,366 | 18,673,595 | 351,000 | 585,321 | |
| 2918129 | Misc Urban Aid | CW | | Ongoing | Ongoing | 1,403,062 | 1,332,198 | - | - | |
| 2918186 | ISTEA Projects | CW | | Ongoing | Ongoing | 1,543,895 | 775,485 | - | 464 | |
| 2918210 | Project Planning and Programming | CW | | Ongoing | Ongoing | 472,000 | 474,642 | - | - | |
| 2918290 | Streets/Sidewalks/Bikeways/Trails/Ramps | CW | | Ongoing | Ongoing | 1,250,000 | 127,780 | - | 127,508 | Projects and scope being determined. |
| 2918364 | Commonwealth Gateway Interstate Landscaping | CW | 12 | | | 250,000 | - | 250,000 | - | |
| 2918507 | Curb Ramps for the Mobility Impaired | CW | | Ongoing | Ongoing | 1,225,000 | 1,023,332 | 100,000 | 23,602 | 2010 Project complete. New program assigned November 2011. |
| 2918510 | Neighborhood Sidewalk Improvements | CW | | Ongoing | Ongoing | 2,500,000 | 2,100,473 | - | - | Several projects underway. |
| 2918515 | Transportation Projects | CW | | 3/10/2008 | Ongoing | 18,678,903 | 14,163,997 | 4,600,000 | 2,040,780 | Fall projects pending payment. |

**FY 2012 - FY 2016 Capital Improvement Plan:
December 31, 2011 Quarterly Report to Council**

| LFGS # | Project Name | Council District | FY Amend | Construction Beginning Date | Construction Completion Date | Life-to-Date Appropriations @12/31/11 | Life-to-Date Expenditures @12/31/11 | FY 2012 Appropriations @12/31/11 | FY 2012 YTD Expenditures /30/11-12/31/11 | COMMENTS |
|--|---|------------------|----------|-----------------------------|------------------------------|---------------------------------------|-------------------------------------|----------------------------------|--|--|
| 2918516 | Sidewalk Projects | CW | | Ongoing | Ongoing | 3,759,987 | 2,102,246 | 600,000 | 31,294 | Previous year program construction complete. 2011 Projects submitted to procurement for advertisement. |
| 2918755 | Council District Project - Citywide | CW | | Ongoing | Ongoing | 5,258,677 | 5,258,676 | - | - | |
| 2918938 | Pavement Rehabilitation | CW | | Ongoing | Ongoing | 3,942,362 | 3,942,307 | - | 14,316 | Resurfacing, paving, and slurry seal throughout the city. |
| 291C014 | Alley Repair - Gaston Storm Damage | CW | | 4/30/2009 | 6/30/2009 | 350,000 | 321,869 | - | - | Phase I complete. Phase II project scoping (work to be performed in-house). |
| 291C015 | Misc. Gaston Expenses and Matching Funds | CW | | 12/30/2011 | 6/30/2012 | 500,000 | 147,707 | - | - | Phase II complete. Remaining funds to be used for the Chimborazo Park Hill Slope Stabilization project. Design only. |
| 291C020 | Gateway Beautification | CW | | TBD | TBD | - | - | - | - | No work to date and eliminated from current/future CIP Budget. |
| 2928750 | Major Bridge Improvements | CW | | Ongoing | Ongoing | 3,559,120 | 322,689 | 1,000,000 | 74,138 | Ongoing. |
| 2938162 | Drainage Maintenance Projects | CW | | December 2008 | June 2010 | 174,645 | 174,558 | - | - | Project complete. |
| 2938753 | Misc. Sewer Extensions | CW | | Ongoing | Ongoing | 11,614,308 | 11,582,588 | - | 48,477 | Funds will be used for various city-wide emergency stormwater replacement projects. |
| 2938908 | Storm Drainage Basin Replacement Citywide | CW | | November 2008 | June 2010 | 350,668 | 350,667 | - | - | Project complete. |
| 293C100 | Storm Sewer Repairs | CW | | Ongoing | Ongoing | 500,000 | 417,944 | - | - | Funds will be used for various city-wide emergency stormwater replacement projects. |
| 2948186 | New Curb & Gutter Program - Urban | CW | | Ongoing | Ongoing | 2,228,000 | 401,534 | - | 255,307 | Various projects are at different stages of implementation. |
| 2948187 | New Sidewalk Program - Urban | CW | | Ongoing | Ongoing | 1,300,000 | 570,848 | - | 2,037 | Various projects are at different stages of implementation. |
| 2948188 | Sidewalk Improvement Program - Urban | CW | | Ongoing | Ongoing | 2,245,509 | 1,286,496 | - | 212,185 | FY 2011 program projects began construction 08/26/2012. No new funding; will develop FY 2012 program to use remaining funding. Will be requesting additional funding with FY 2013-2017 CIP Budget. |
| 2948189 | Pavement Rehabilitation - Urban | CW | | Ongoing | Ongoing | 7,959,677 | 6,870,615 | 75,038 | - | Resurfacing, paving, and slurry seal throughout the city. Jefferson Davis Highway paving is scheduled for 9/30/11. |
| 2948190 | Traffic Control Modernization - Urban | CW | | 10/31/2009 | 12/31/2013 | 2,300,000 | 1,302,569 | - | - | Several locations. |
| 2948791 | 4R Capital projects - Urban | CW | | Ongoing | Ongoing | 1,665,000 | 819,585 | - | 66,693 | |
| 2958836 | Urban Bridge Maintenance | CW | | | | 100,000 | - | - | - | |
| 5008105C | Citywide Neighborhood Improvements | CW | | 7/1/2000 | Ongoing | 5,151,125 | 4,019,184 | 100,000 | 79,876 | Ongoing. |
| 5008107 | CARE Programs | CW | | July 2008 | July 2009 | 80,000 | 80,000 | - | - | O&R has been approved and funds were transferred to EDA. |
| 5008176 | Economic Development Investment Fund | CW | | Ongoing | Ongoing | 2,687,158 | 2,660,280 | - | - | |
| 2108123 | Citywide Wayfinding Signage | CW | | Ongoing | April 2012 | 1,695,000 | 765,148 | - | 49,763 | Signage expected to be installed in Spring 2012. |
| 5008652 | Planning and Pre-Development | CW | | Ongoing | Ongoing | 1,641,069 | 1,091,010 | - | 3,390 | Ongoing. |
| 5008766 | Building Demolition | CW | | 7/1/1998 | Ongoing | 6,000,000 | 5,160,174 | 400,000 | 152,554 | Ongoing. |
| 7808103 | School ADA Compliance | CW | | Ongoing | Ongoing | 21,072,717 | 11,952,688 | 4,500,000 | 141,840 | Ongoing; various projects are at different stages of implementation. |
| 7808107 | Renovation of Elementary Schools | CW | | Ongoing | Ongoing | 18,559,289 | 18,360,959 | - | 50,713 | |
| 7808108 | Renovation of High Schools | CW | | Ongoing | Ongoing | 5,186,401 | 5,181,840 | - | - | |
| 7808111 | School Maintenance | CW | | Ongoing | Ongoing | 64,046,121 | 60,364,944 | 1,217,528 | 789,683 | |
| 9741603 | Special Street Lighting | CW | | Ongoing | Ongoing | 11,052,101 | 9,641,851 | - | 54,673 | Various projects under design and construction throughout the City. |
| 9741602 | Street Lighting/General | CW | | Ongoing | Ongoing | 32,841,390 | 19,078,651 | 300,000 | 388,919 | Various projects under design and construction throughout the City. |
| Subtotal: Citywide Projects | | | | | | 796,232,841 | 526,000,091 | 107,933,677 | 22,650,976 | |
| General Fund Capital Improvement Plan Total | | | | | | 1,020,937,142 | 655,158,906 | 119,838,550 | 27,592,145 | |
| 1402 | Gas Utility New Business | CW | | Various | Various | 233,145,207 | 191,911,021 | 1,723,000 | 1,313,272 | |
| 1403 | Gas Utility System Replacement | CW | | Various | Various | 241,943,319 | 220,730,247 | 18,948,000 | 7,322,472 | |
| 1502 | Water Distribution System Improvements | CW | | Various | Various | 143,891,907 | 125,096,153 | 8,547,000 | 3,502,042 | |
| 1503 | Water Transmission Main Improvements | CW | | Various | Various | 93,510,169 | 44,718,858 | 9,301,000 | 771,000 | |
| 1590 | Water Plant and Pumping Improvements | CW | | Various | Various | 295,076,475 | 155,441,405 | 21,631,000 | 4,806,740 | |
| 1940 | Stormwater Facilities Improvements | CW | | Various | Various | 15,424,915 | 6,832,095 | 3,500,000 | 1,839,890 | |
| 1701 | Wastewater Treatment | CW | | Various | Various | 183,516,299 | 84,368,526 | 5,000,000 | 8,210,981 | |
| 1760 | Wastewater Sanitary Sewer Upgrades | CW | | Various | Various | 199,679,724 | 147,368,376 | 16,099,000 | 5,192,993 | |
| 1750 | Wastewater Combined Sewer Overflow | CW | | Various | Various | 202,502,760 | 179,597,429 | 6,300,000 | 167,397 | |
| Total Public Utilities | | | | | | 1,608,690,775 | 1,156,064,110 | 91,049,000 | 33,126,787 | |
| Total Capital Improvement Plan | | | | | | 2,629,627,917 | 1,811,223,016 | 210,887,550 | 60,718,932 | |

**FY 2012 - FY 2016 Capital Improvement Plan:
December 31, 2011 Quarterly Report to Council**

| LFGS # | Project Name | Council District | FY Amend | Construction Beginning Date | Construction Completion Date | Life-to-Date Appropriations @12/31/11 | Life-to-Date Expenditures @12/31/11 | FY 2012 Appropriations @12/31/11 | FY 2012 YTD Expenditures /30/11-12/31/11 | COMMENTS |
|--|---|------------------|----------|-----------------------------|------------------------------|---------------------------------------|-------------------------------------|----------------------------------|--|--|
| Stormwater Detail | | | | | | | | | | |
| 1940 | 4800 Charmian Road Drainage Improvements | 1 | | TBD | TBD | 50,000 | - | - | - | - Unable to acquire necessary easements from affected residents. Funds will be reappropriated. |
| 1940 | 5700 Franklin St. & Granite Ave. Drainage Improvements | 1 | | 40940 | 41011 | 80,000 | 20,000 | 60,000 | - | - Design changes presented to residents. Project to be assigned for construction start in late February/March 2012. |
| 1940 | 601 St. Christopher's Road & Henri Road Improvements | 1 | | Winter 2011 | Spring 2012 | 360,000 | 64,973 | 50,000 | - | - Project under construction and is approximately 30% complete. |
| Subtotal: Council District 1 Stormwater | | | | | | 490,000 | 84,973 | 110,000 | - | - |
| 1940 | Monroe Park Drainage Improvements | 2 | | TBD | TBD | - | - | - | - | - Anticipated grant funding was not awarded. |
| Subtotal: Council District 2 Stormwater | | | | | | - | - | - | - | - |
| 1940 | Bryan Park Dredging of Ponds | 3 | 11 | TBD | TBD | 200,000 | - | - | - | - DPU cost share with ACOE is \$150,000 for design and \$1,084,000 for construction. Construction scheduled for FY 2013. |
| Subtotal: Council District 3 Stormwater | | | | | | 200,000 | - | - | - | - |
| 1940 | Hathaway & Wallowa Drainage Improvements | 4 | 11 | August 2011 | January 2012 | 550,000 | 150,295 | - | 150,295 | - Construction complete, punch list items remaining. |
| 1940 | Rattlesnake Creek Drainage Improvements | 4 | | TBD | TBD | 35,763 | 35,763 | - | - | - Maintenance continues to keep culvert clean; project on hold pending identification of scope. |
| 1940 | Staffordshire Ph. 3 & 4 Drainage Improvements | 4 | 11 | August 2011 | March 2012 | 991,159 | 335,564 | - | 335,564 | - Pre-final inspection scheduled, punch list will be derived from this review. |
| Subtotal: Council District 4 Stormwater | | | | | | 1,576,922 | 521,622 | - | 485,859 | - |
| 1940 | Dogwood Dell Drainage Improvements | 5 | | November 2011 | Spring 2012 | 390,000 | 111,992 | 89,607 | 47,585 | - Construction underway. |
| 1940 | Pump House Road Drainage Improvements | 5 | 11 | June 2011 | December 2012 | 550,000 | 485,663 | - | 335,035 | - Construction completed; project in closeout phase. |
| Subtotal: Council District 5 Stormwater | | | | | | 940,000 | 597,655 | 89,607 | 382,620 | - |
| 1940 | 12th Street Green Alley | 6 | 11 | Winter 2010 | March 2012 | 255,322 | 24,972 | 55,322 | - | - Plans are complete. Green Alley phase of project to be assigned to annual contractor after the SS rehab and street light work is complete. Project currently under construction. |
| 1940 | 5th Street Green Alley | 6 | | N/A | N/A | 200,000 | 191,326 | - | - | - Project completed July 2010. |
| Subtotal: Council District 6 Stormwater | | | | | | 455,322 | 216,298 | 55,322 | - | - |
| 1940 | 31st Street & Marshall Drainage Improvements | 7 | | TBD | TBD | 160,000 | 31,333 | - | - | - Limited budget funds require that this project budgeted at \$192,546 be moved out to FY 2014. |
| 1940 | 33rd Street @ R Street Drainage Improvements | 7 | 11 | TBD | TBD | 250,000 | 10,000 | - | - | - Project combined with 1321 N. 32nd St Drainage Improvements. Limited budget funds require that this combined project budgeted at \$201,895 be moved out to FY 2014. |
| 1940 | 411 N. 23rd Street Drainage Improvements | 7 | | TBD | TBD | 75,000 | 5,000 | - | - | - Project combined with 31st St & Marshall Drainage. |
| Subtotal: Council District 7 Stormwater | | | | | | 485,000 | 46,333 | - | - | - |
| 1940 | Cheatham Street Drainage Improvements | 8 | 11 | Summer 2012 | Fall 2012 | 60,000 | 45,846 | - | - | - 90% Plans are being reviewed by Water Resources. Project to be assigned to annual contractor in Summer 2012. |
| 2938160 | Cherry Gardens Drainage Improvements | 8 | 09 | TBD | TBD | 160,000 | 154,587 | - | - | - Project on hold until FY 2013; awaiting additional funding to become available. |
| 293C106 | Davee Gardens Drainage | 8 | 11 | TBD | TBD | 92,000 | 59,412 | - | - | - Project will be assigned for construction as soon as underruns from other projects can be reassigned. |
| 1940 | Chesco & Walmsley Drainage Improvements | 8 | 11 | Winter 2011 | Fall 2012 | 1,100,000 | 110,879 | 62,631 | 5,148 | - Project documents forwarded to DPS for assignment to a contract specialist. Awaiting final review by Water Resources. |
| 1940 | Haden & Ritter Stormwater Improvements | 8 | 11 | TBD | TBD | 30,000 | - | - | - | - Deferred. Assignment to be made to design consultant for the purpose of performing drainage analysis over neighborhood. Appropriation for engineering only. |
| 1940 | South Kinsley Drainage Improvements | 8 | 11 | Summer 2012 | Winter 2013 | 470,000 | 140,326 | - | 2,026 | - Recommendation to Award sent to DPS 02-02-12. Construction expected to begin in March. |
| 1940 | Toledo Avenue Drainage Improvements | 8 | | TBD | TBD | 70,000 | 5,000 | - | - | - Project to be prioritized for possible construction in FY 2014. |
| 1940 | Woodstock (Jarvis Road) Drainage Improvements | 8 | | TBD | TBD | 50,000 | 42,826 | - | 4,080 | - Design for outfall only is complete. Appropriations for design only. Additional work to be prioritized in later years. |
| Subtotal: Council District 8 Stormwater | | | | | | 2,032,000 | 558,875 | 62,631 | 11,254 | - |
| 1940 | Deter Road Drainage Improvements Phase I & II @ Reedy Creek | 9 | 11 | Fall 2012 | Summer 2013 | 151,000 | 116,810 | - | - | - Phase 1: 90% Plans under review by the City. Funds for design only. Maintenance improvements completed in FY 2011 to allow time to complete design and bid work; currently scheduled for FY 2013. Phase 2: 90% Plans under review by the City. |
| 1940 | Whitehead Ave. at Elkhardt Sidewalk & Drainage Improvements | 9 | | TBD | TBD | 50,000 | - | - | - | - Working with DPW to develop conceptual plan for sidewalk. |
| Subtotal: Council District 9 Stormwater | | | | | | 201,000 | 116,810 | - | - | - |
| 1940 | Emergency CIP Projects | CW | 11 | Ongoing | Ongoing | 1,500,000 | 906,129 | 500,000 | 119,514 | - |
| 1940 | Engineering Services for Various Projects | CW | 11 | Ongoing | Ongoing | 781,872 | 881,899 | - | 100,027 | - |
| 1940 | Other Citywide Drainage Projects | CW | 11 | Ongoing | Ongoing | 6,512,799 | 2,892,906 | 2,432,440 | 732,022 | - |

**FY 2012 - FY 2016 Capital Improvement Plan:
December 31, 2011 Quarterly Report to Council**


| LFGS # | Project Name | Council District | FY Amend | Construction Beginning Date | Construction Completion Date | Life-to-Date Appropriations @12/31/11 | Life-to-Date Expenditures @12/31/11 | FY 2012 Appropriations @12/31/11 | FY 2012 YTD Expenditures /30/11-12/31/11 | COMMENTS |
|--------------------------------------|------------------------|------------------|----------|-----------------------------|------------------------------|---------------------------------------|-------------------------------------|----------------------------------|--|--|
| 1940 | Stormwater Master Plan | CW | 11 | N/A | N/A | 250,000 | 8,594 | 250,000 | 8,594 | Stormwater Master Plan Task 1: VSMP completed. Tasks 2-5 should be completed in May 2012. Tasks 6-10 have been assigned. |
| Subtotal: Citywide Stormwater | | | | | | 9,044,671 | 4,689,528 | 3,182,440 | 960,157 | |
| Total Stormwater Utility | | | | | | 15,424,915 | 6,832,094 | 3,500,000 | 1,839,890 | |

CITY OF RICHMOND, VIRGINIA

PROPOSED

Capital Improvement Program

FISCAL YEAR 2013-2017



DEPARTMENT OF BUDGET AND STRATEGIC PLANNING
900 EAST BROAD STREET, ROOM 1100
RICHMOND, VIRGINIA 23219
(804) 646-7913
WWW.RICHMONDGOV.COM

PRINTED BY
CITY PRINTING SERVICES
DEPARTMENT OF INFORMATION TECHNOLOGY
(804) 646-5801